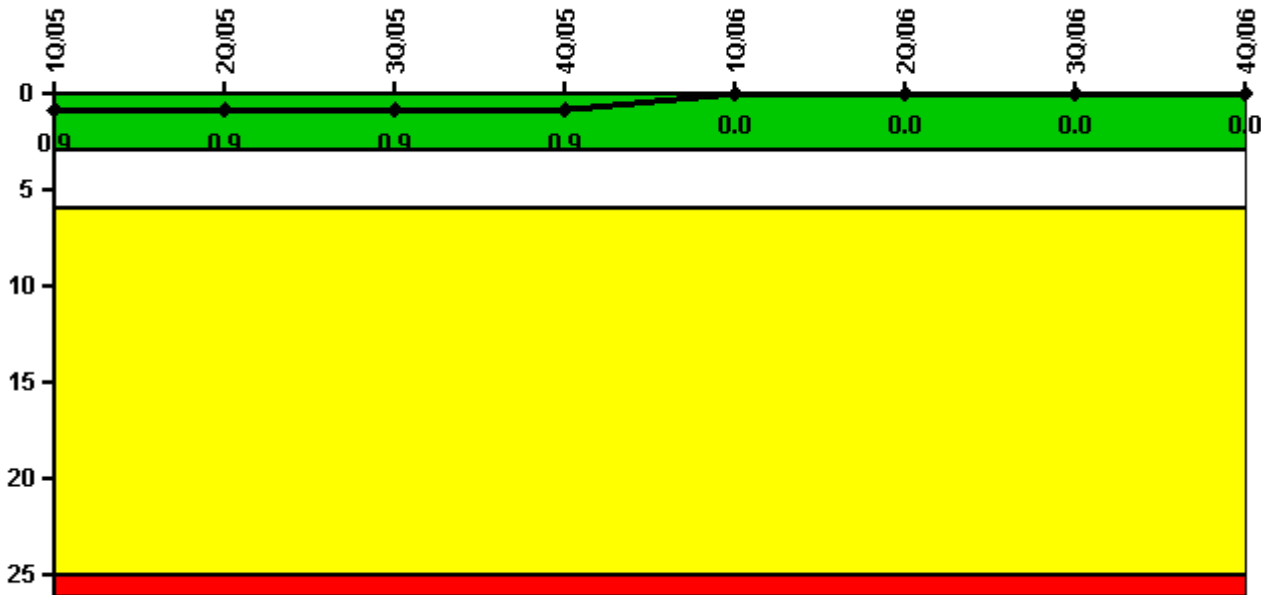


McGuire 2

4Q/2006 Performance Indicators

Licensee's General Comments: none

Unplanned Scrams per 7000 Critical Hrs



Thresholds: White > 3.0 Yellow > 6.0 Red > 25.0

Notes

Unplanned Scrams per 7000 Critical Hrs	1Q/05	2Q/05	3Q/05	4Q/05	1Q/06	2Q/06	3Q/06	4Q/06
Unplanned scrams	1.0	0	0	0	0	0	0	0
Critical hours	1431.8	1782.8	2208.0	2209.0	2160.0	2183.0	1855.0	1254.0
Indicator value	0.9	0.9	0.9	0.9	0	0	0	0

Licensee Comments: none

Scrams with Loss of Normal Heat Removal



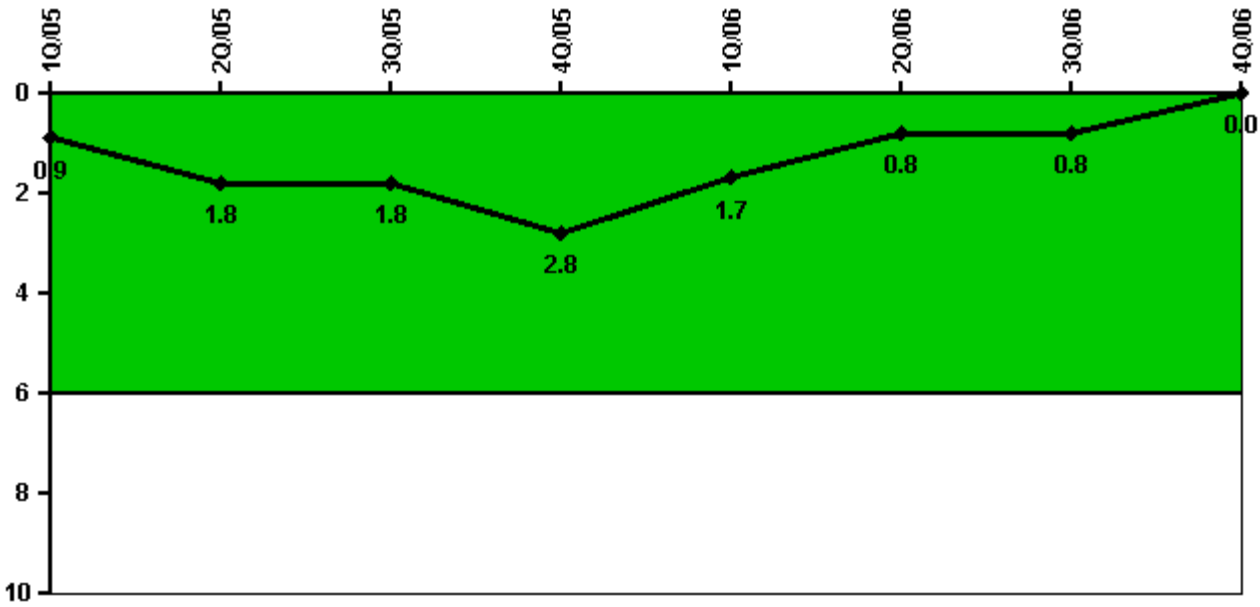
Thresholds: White > 2.0 Yellow > 10.0 Red > 20.0

Notes

Scrams with Loss of Normal Heat Removal	1Q/05	2Q/05	3Q/05	4Q/05	1Q/06	2Q/06	3Q/06	4Q/06
Scrams	0	0	0	0	0	0	0	0
Indicator value	0	0	0	0	0	0	0	0

Licensee Comments: none

Unplanned Power Changes per 7000 Critical Hrs



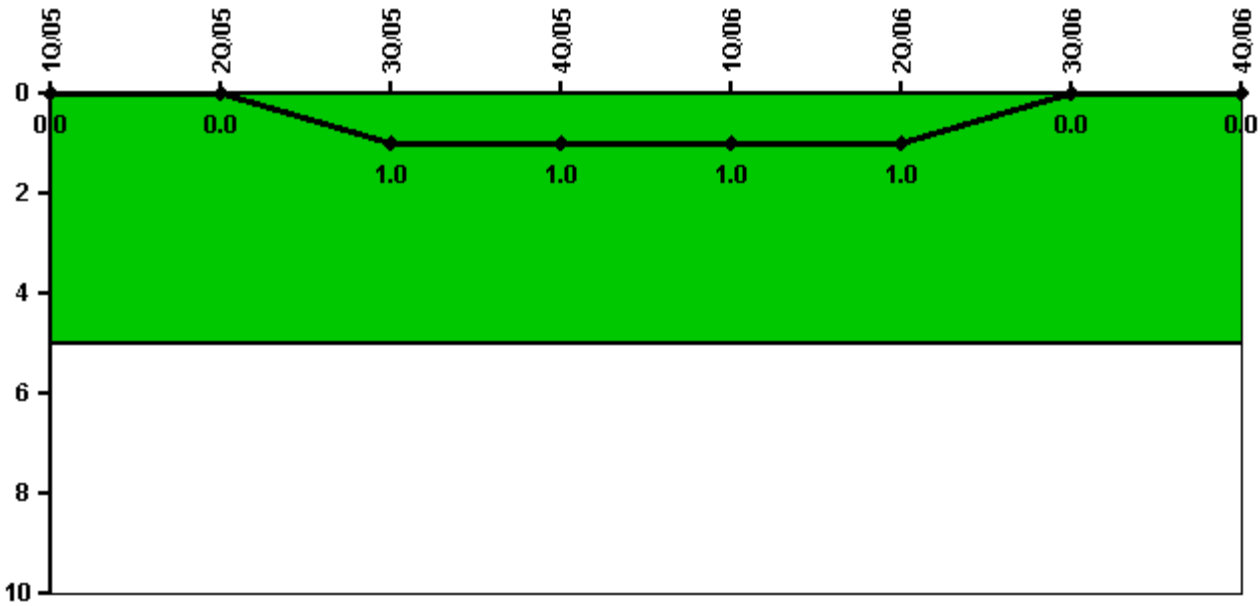
Thresholds: White > 6.0

Notes

Unplanned Power Changes per 7000 Critical Hrs	1Q/05	2Q/05	3Q/05	4Q/05	1Q/06	2Q/06	3Q/06	4Q/06
Unplanned power changes	1.0	1.0	0	1.0	0	0	0	0
Critical hours	1431.8	1782.8	2208.0	2209.0	2160.0	2183.0	1855.0	1254.0
Indicator value	0.9	1.8	1.8	2.8	1.7	0.8	0.8	0

Licensee Comments: none

Safety System Functional Failures (PWR)



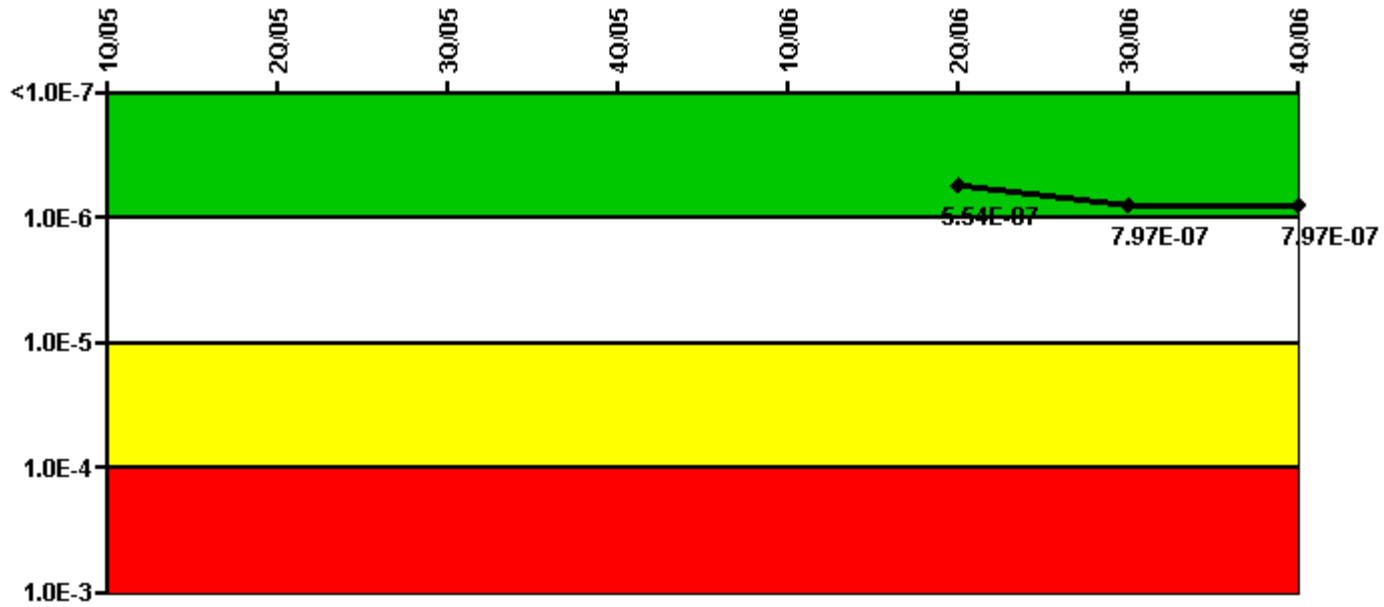
Thresholds: White > 5.0

Notes

Safety System Functional Failures (PWR)	1Q/05	2Q/05	3Q/05	4Q/05	1Q/06	2Q/06	3Q/06	4Q/06
Safety System Functional Failures	0	0	1	0	0	0	0	0
Indicator value	0	0	1	1	1	1	0	0

Licensee Comments: none

Mitigating Systems Performance Index, Emergency AC Power System



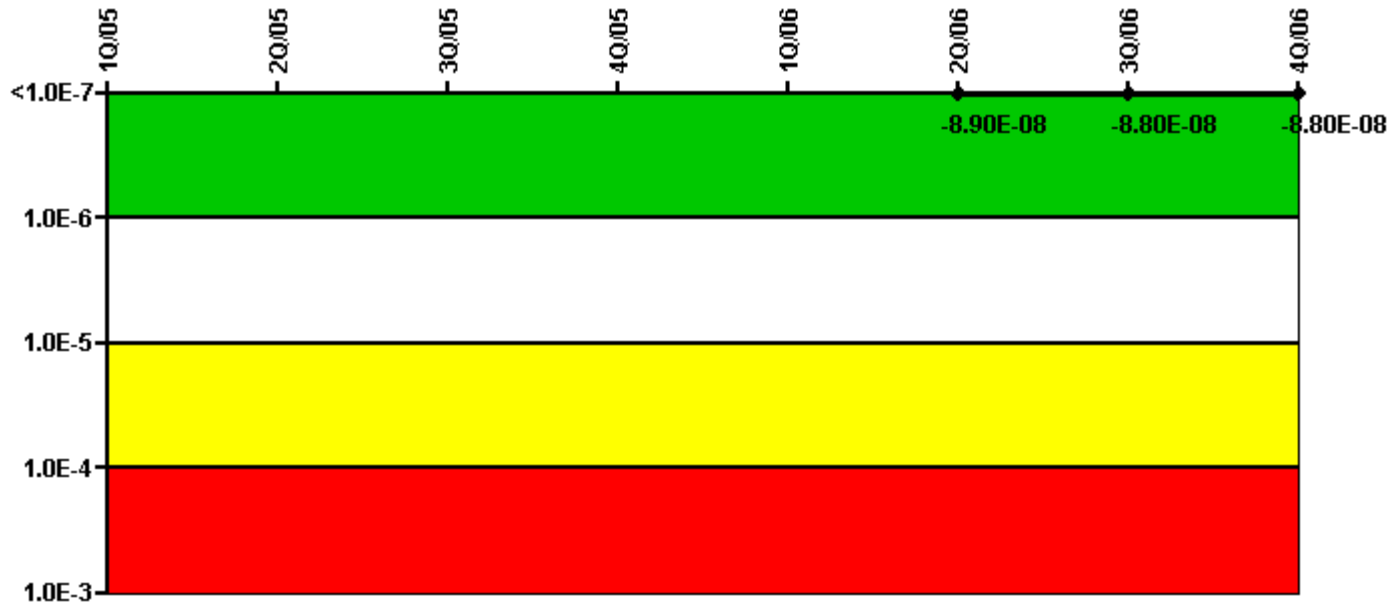
Thresholds: White > 1.00E-6 Yellow > 1.00E-5 Red > 1.00E-4

Notes

Mitigating Systems Performance Index, Emergency AC Power System	1Q/05	2Q/05	3Q/05	4Q/05	1Q/06	2Q/06	3Q/06	4Q/06
UAI (ΔCDF)						-6.60E-08	-5.30E-08	-5.30E-08
URI (ΔCDF)						6.20E-07	8.50E-07	8.50E-07
PLE						NO	NO	NO
Indicator value						5.54E-07	7.97E-07	7.97E-07

Licensee Comments: none

Mitigating Systems Performance Index, High Pressure Injection System



Thresholds: White > 1.00E-6 Yellow > 1.00E-5 Red > 1.00E-4

Notes

Mitigating Systems Performance Index, High Pressure Injection System	1Q/05	2Q/05	3Q/05	4Q/05	1Q/06	2Q/06	3Q/06	4Q/06
UAI (Δ CDF)						-1.30E-08	-1.20E-08	-1.20E-08
URI (Δ CDF)						-7.60E-08	-7.60E-08	-7.60E-08
PLE						NO	NO	NO
Indicator value						-8.90E-08	-8.80E-08	-8.80E-08

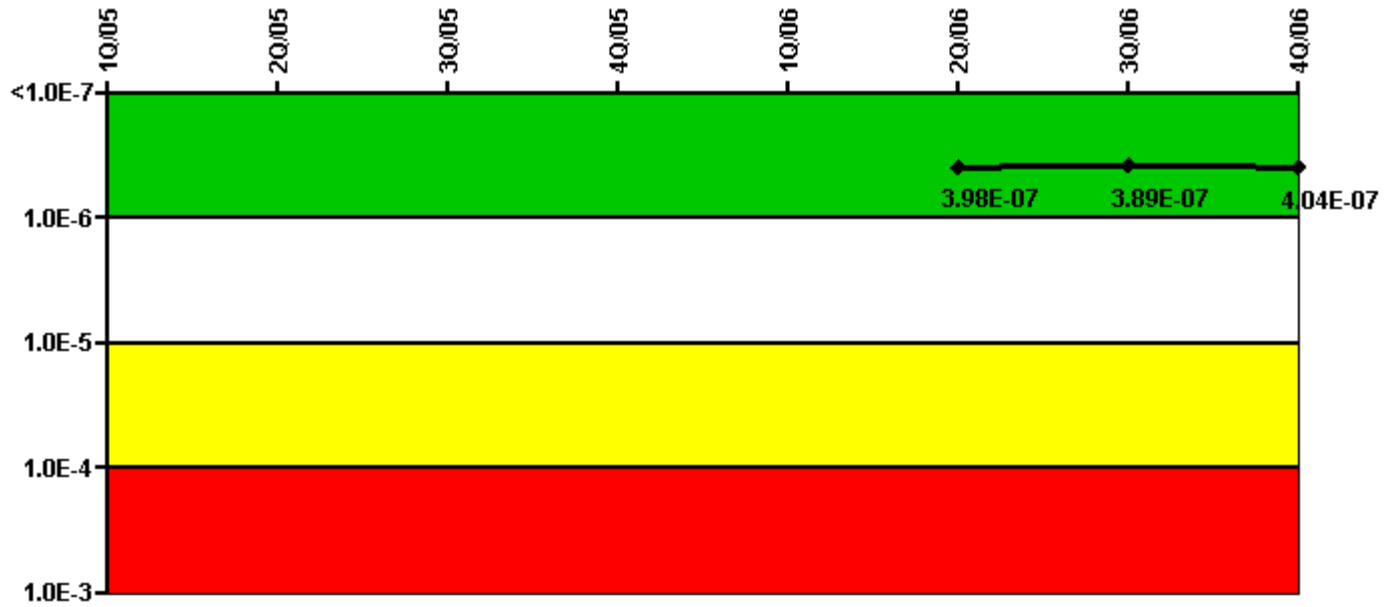
Licensee Comments:

4Q/06: Changed PRA Parameter(s).

3Q/06: Changed PRA Parameter(s).

2Q/06: Changed PRA Parameter(s).

Mitigating Systems Performance Index, Heat Removal System



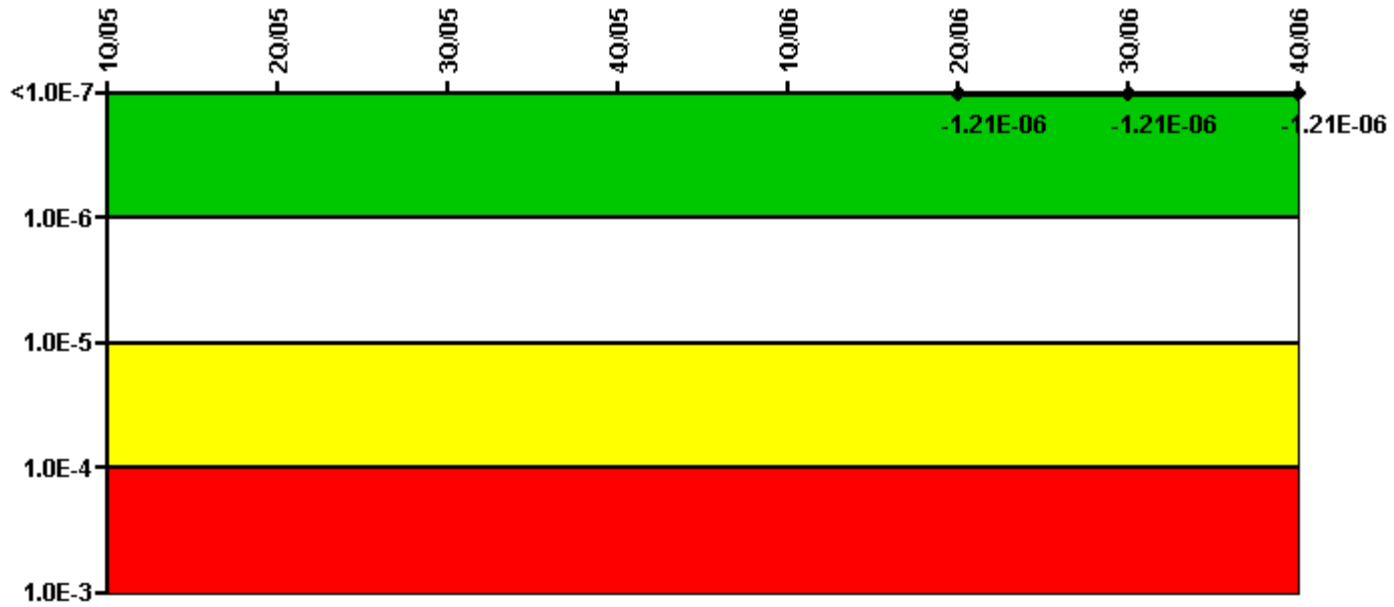
Thresholds: White > 1.00E-6 Yellow > 1.00E-5 Red > 1.00E-4

Notes

Mitigating Systems Performance Index, Heat Removal System	1Q/05	2Q/05	3Q/05	4Q/05	1Q/06	2Q/06	3Q/06	4Q/06
UAI (Δ CDF)						-1.20E-08	-2.10E-08	-5.90E-09
URI (Δ CDF)						4.10E-07	4.10E-07	4.10E-07
PLE						NO	NO	NO
Indicator value						3.98E-07	3.89E-07	4.04E-07

Licensee Comments: none

Mitigating Systems Performance Index, Residual Heat Removal System



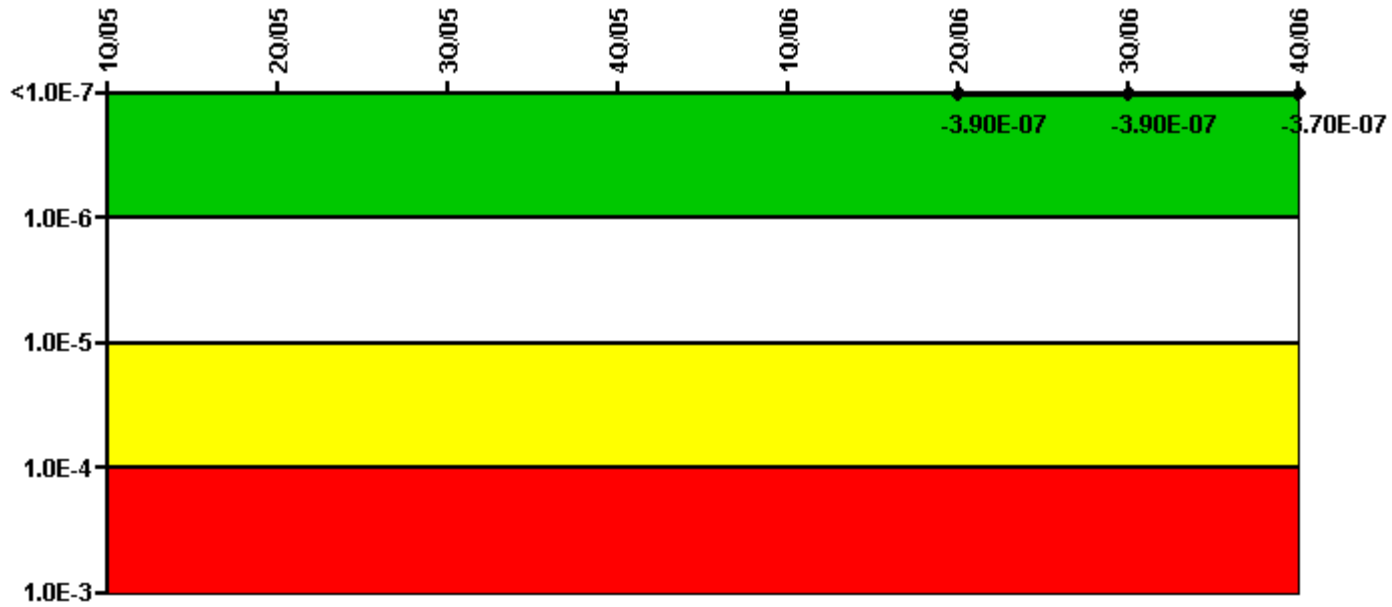
Thresholds: White > 1.00E-6 Yellow > 1.00E-5 Red > 1.00E-4

Notes

Mitigating Systems Performance Index, Residual Heat Removal System	1Q/05	2Q/05	3Q/05	4Q/05	1Q/06	2Q/06	3Q/06	4Q/06
UAI (Δ CDF)						-9.40E-07	-9.40E-07	-9.40E-07
URI (Δ CDF)						-2.70E-07	-2.70E-07	-2.70E-07
PLE						NO	NO	NO
Indicator value						-1.21E-06	-1.21E-06	-1.21E-06

Licensee Comments: none

Mitigating Systems Performance Index, Cooling Water Systems



Thresholds: White > 1.00E-6 Yellow > 1.00E-5 Red > 1.00E-4

Notes

Mitigating Systems Performance Index, Cooling Water Systems	1Q/05	2Q/05	3Q/05	4Q/05	1Q/06	2Q/06	3Q/06	4Q/06
UAI (Δ CDF)						5.30E-07	5.30E-07	5.50E-07
URI (Δ CDF)						-9.20E-07	-9.20E-07	-9.20E-07
PLE						NO	NO	NO
Indicator value						-3.90E-07	-3.90E-07	-3.70E-07

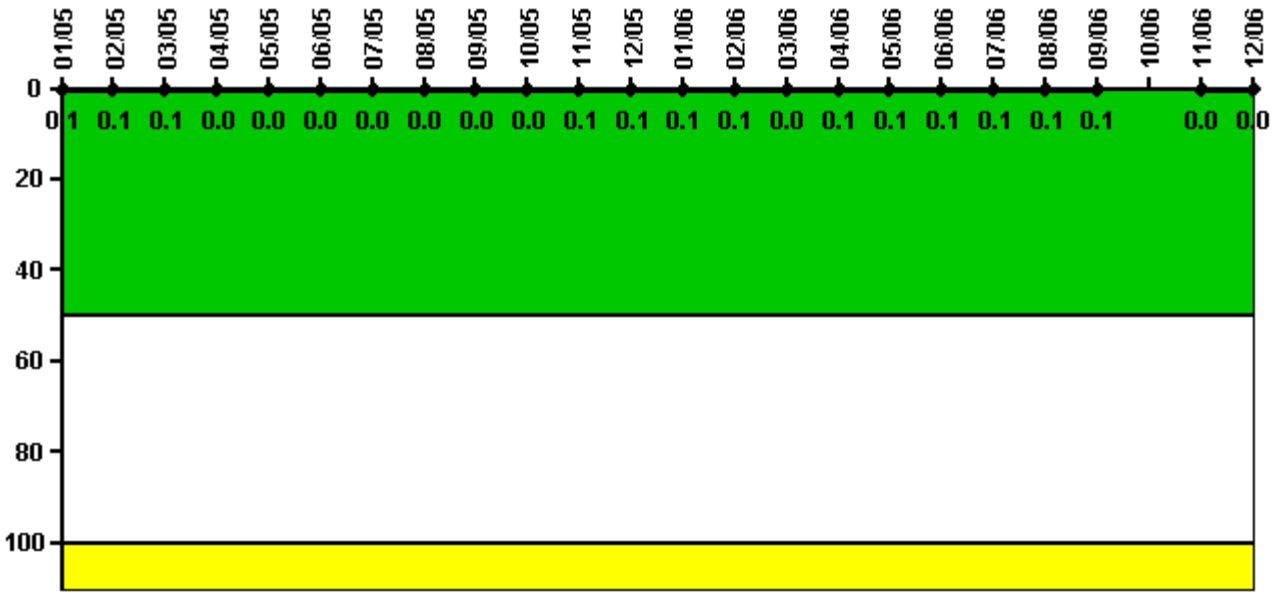
Licensee Comments:

4Q/06: Changed PRA Parameter(s).

3Q/06: Changed PRA Parameter(s).

2Q/06: Changed PRA Parameter(s).

Reactor Coolant System Activity



Thresholds: White > 50.0 Yellow > 100.0

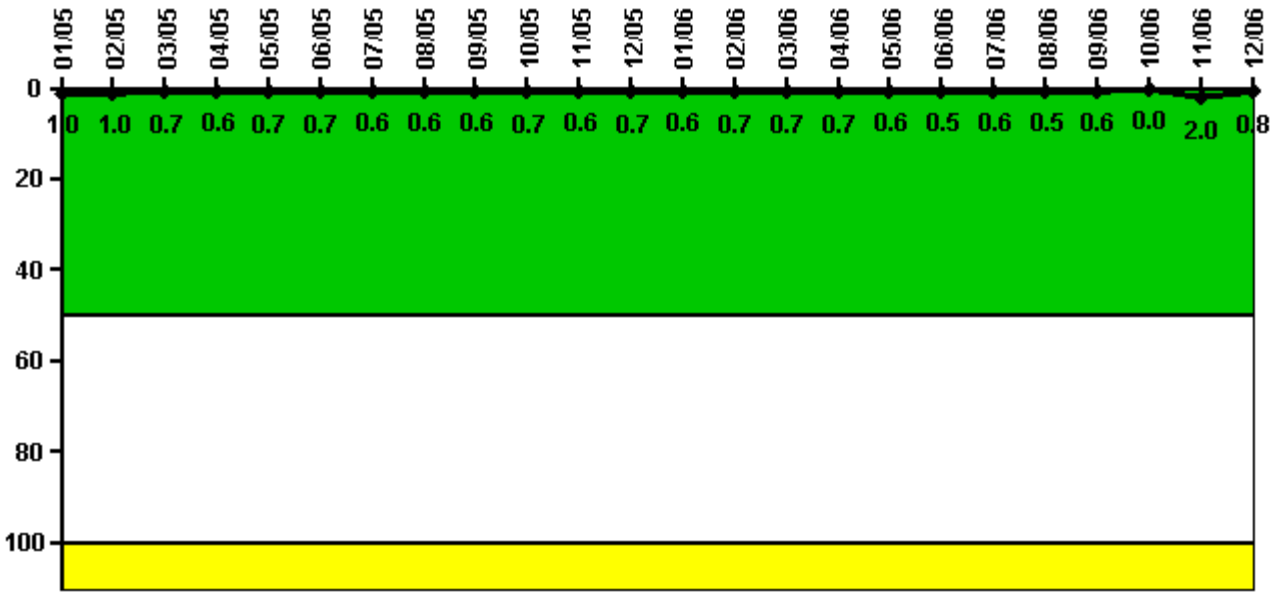
Notes

Reactor Coolant System Activity	1/05	2/05	3/05	4/05	5/05	6/05	7/05	8/05	9/05	10/05	11/05	12/05
Maximum activity	0.000551	0.000586	0.000521	0.000271	0.000316	0.000295	0.000434	0.000346	0.000382	0.000384	0.000856	0.000560
Technical specification limit	1.0	1.0	1.0	1.0	1.0	1.0	1.0	1.0	1.0	1.0	1.0	1.0
Indicator value	0.1	0.1	0.1	0	0	0	0	0	0	0	0.1	0.1

Reactor Coolant System Activity	1/06	2/06	3/06	4/06	5/06	6/06	7/06	8/06	9/06	10/06	11/06	12/06
Maximum activity	0.000672	0.000547	0.000484	0.000540	0.000503	0.000623	0.000538	0.000600	0.001266	N/A	0.000292	0.000365
Technical specification limit	1.0	1.0	1.0	1.0	1.0	1.0	1.0	1.0	1.0	1.0	1.0	1.0
Indicator value	0.1	0.1	0	0.1	0.1	0.1	0.1	0.1	0.1	N/A	0	0

Licensee Comments: none

Reactor Coolant System Leakage



Thresholds: White > 50.0 Yellow > 100.0

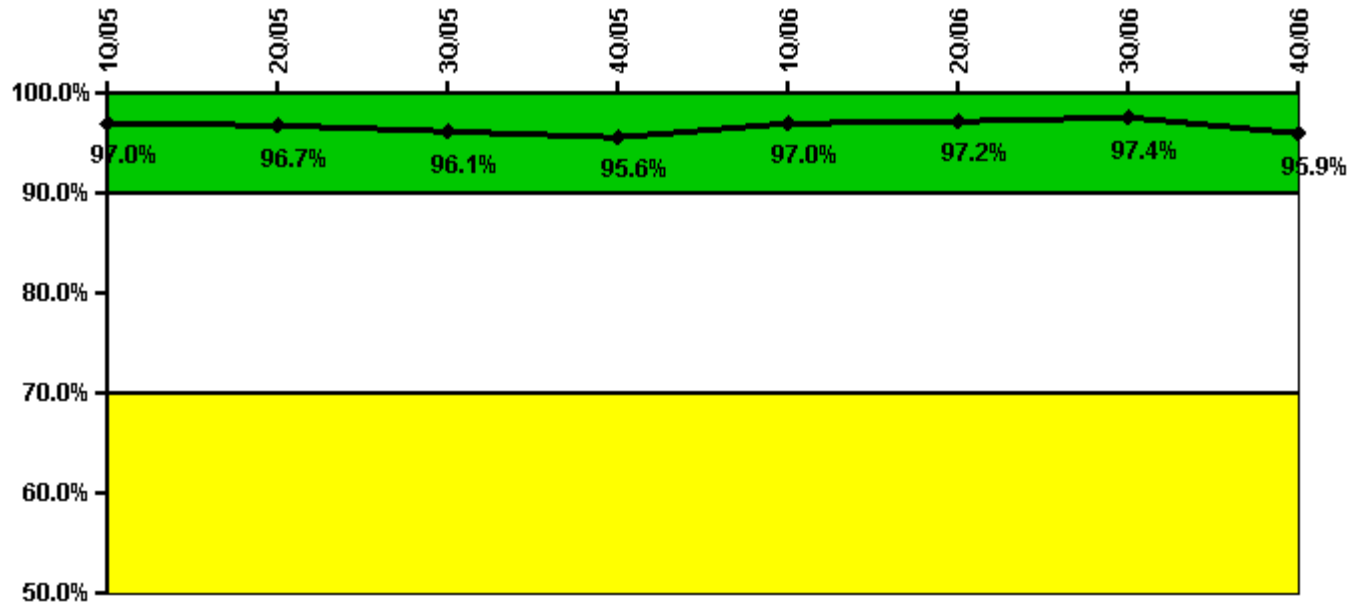
Notes

Reactor Coolant System Leakage	1/05	2/05	3/05	4/05	5/05	6/05	7/05	8/05	9/05	10/05	11/05	12/05
Maximum leakage	0.095	0.098	0.073	0.055	0.071	0.067	0.061	0.055	0.058	0.072	0.063	0.067
Technical specification limit	10.0	10.0	10.0	10.0	10.0	10.0	10.0	10.0	10.0	10.0	10.0	10.0
Indicator value	1.0	1.0	0.7	0.6	0.7	0.7	0.6	0.6	0.6	0.7	0.6	0.7

Reactor Coolant System Leakage	1/06	2/06	3/06	4/06	5/06	6/06	7/06	8/06	9/06	10/06	11/06	12/06
Maximum leakage	0.055	0.072	0.068	0.069	0.060	0.053	0.063	0.054	0.056	0	0.195	0.076
Technical specification limit	10.0	10.0	10.0	10.0	10.0	10.0	10.0	10.0	10.0	10.0	10.0	10.0
Indicator value	0.6	0.7	0.7	0.7	0.6	0.5	0.6	0.5	0.6	0	2.0	0.8

Licensee Comments: none

Drill/Exercise Performance



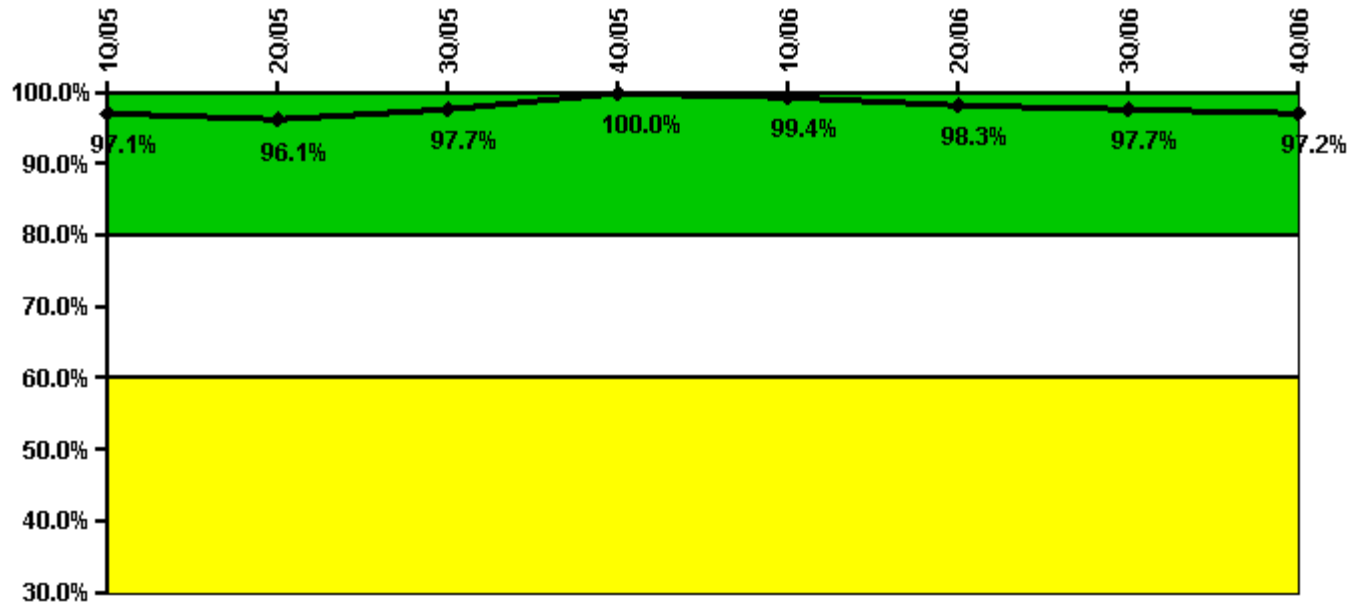
Thresholds: White < 90.0% Yellow < 70.0%

Notes

Drill/Exercise Performance	1Q/05	2Q/05	3Q/05	4Q/05	1Q/06	2Q/06	3Q/06	4Q/06
Successful opportunities	17.0	11.0	14.0	60.0	25.0	0	8.0	50.0
Total opportunities	17.0	11.0	15.0	62.0	26.0	0	8.0	54.0
Indicator value	97.0%	96.7%	96.1%	95.6%	97.0%	97.2%	97.4%	95.9%

Licensee Comments: none

ERO Drill Participation



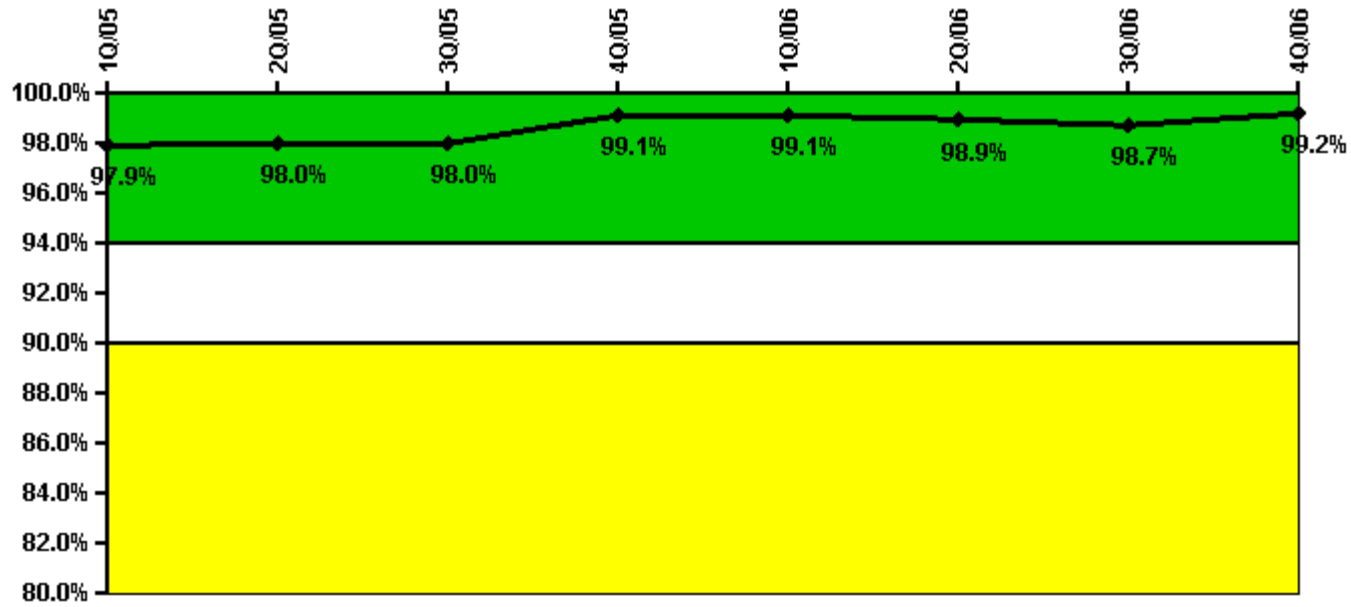
Thresholds: White < 80.0% Yellow < 60.0%

Notes

ERO Drill Participation	1Q/05	2Q/05	3Q/05	4Q/05	1Q/06	2Q/06	3Q/06	4Q/06
Participating Key personnel	169.0	171.0	170.0	178.0	174.0	173.0	173.0	173.0
Total Key personnel	174.0	178.0	174.0	178.0	175.0	176.0	177.0	178.0
Indicator value	97.1%	96.1%	97.7%	100.0%	99.4%	98.3%	97.7%	97.2%

Licensee Comments: none

Alert & Notification System



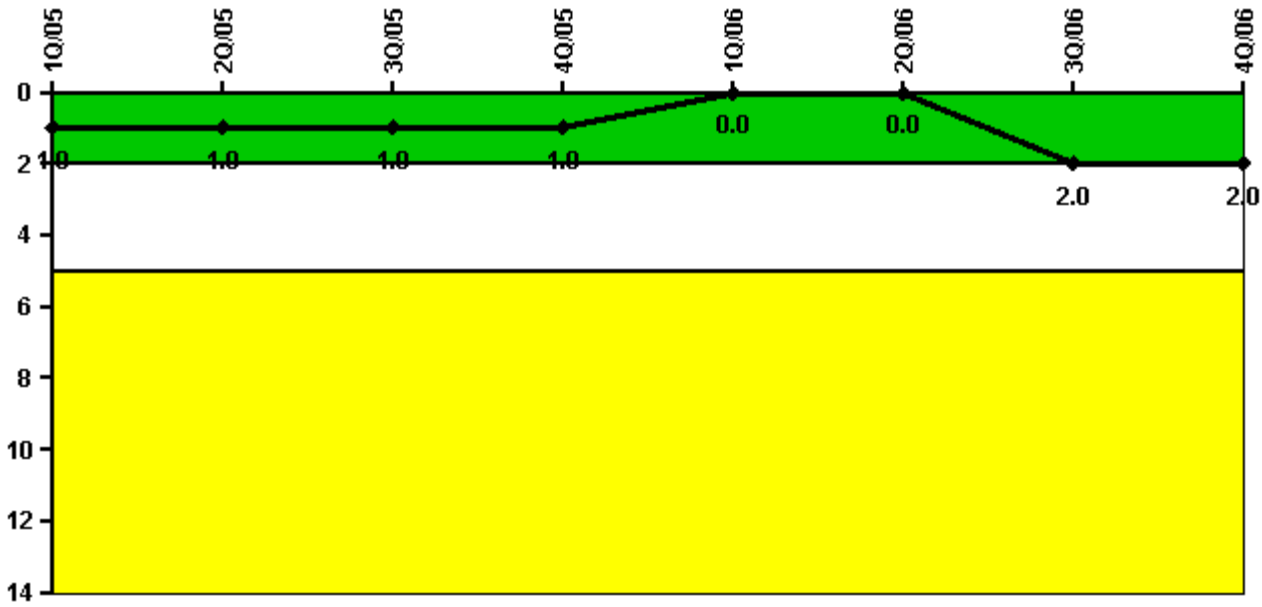
Thresholds: White < 94.0% Yellow < 90.0%

Notes

Alert & Notification System	1Q/05	2Q/05	3Q/05	4Q/05	1Q/06	2Q/06	3Q/06	4Q/06
Successful siren-tests	1804	1803	1804	1763	1803	1787	1790	1801
Total sirens-tests	1809	1809	1809	1809	1809	1809	1809	1809
Indicator value	97.9%	98.0%	98.0%	99.1%	99.1%	98.9%	98.7%	99.2%

Licensee Comments: none

Occupational Exposure Control Effectiveness



Thresholds: White > 2.0 Yellow > 5.0

Notes

Occupational Exposure Control Effectiveness	1Q/05	2Q/05	3Q/05	4Q/05	1Q/06	2Q/06	3Q/06	4Q/06
High radiation area occurrences	1	0	0	0	0	0	2	0
Very high radiation area occurrences	0	0	0	0	0	0	0	0
Unintended exposure occurrences	0	0	0	0	0	0	0	0
Indicator value	1	1	1	1	0	0	2	2

Licensee Comments: none

RETS/ODCM Radiological Effluent



Thresholds: White > 1.0 Yellow > 3.0

Notes

RETS/ODCM Radiological Effluent	1Q/05	2Q/05	3Q/05	4Q/05	1Q/06	2Q/06	3Q/06	4Q/06
RETS/ODCM occurrences	0	0	0	0	0	0	0	0
Indicator value	0	0	0	0	0	0	0	0

Licensee Comments: none

[Physical Protection](#) information not publicly available.