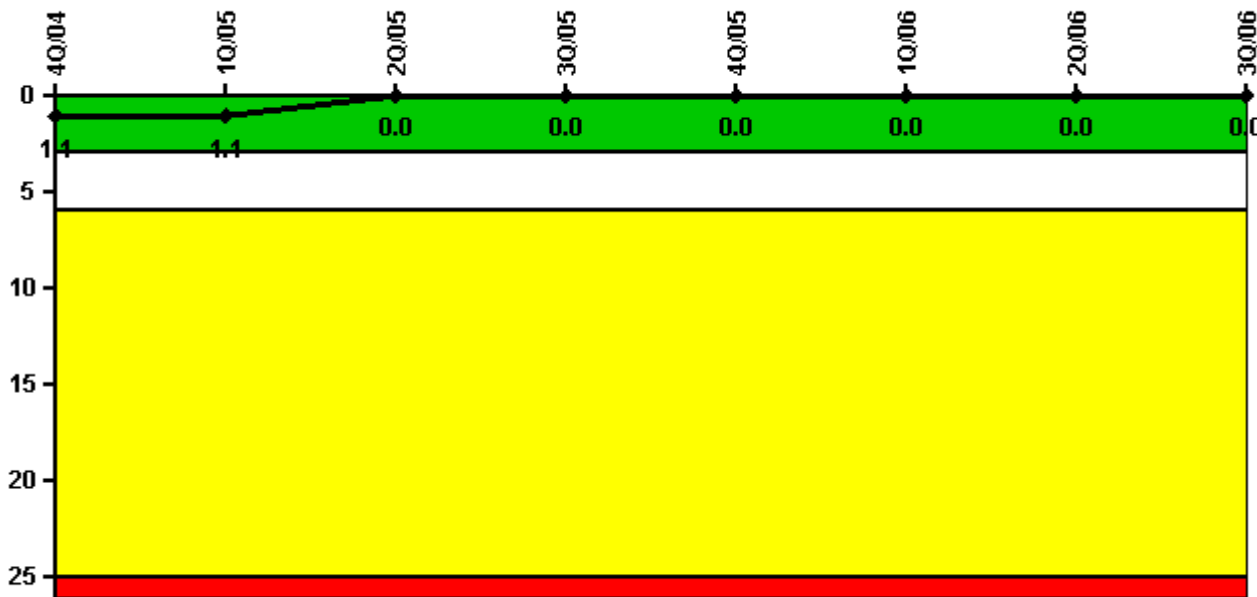


San Onofre 3

3Q/2006 Performance Indicators

Licensee's General Comments: none

Unplanned Scrams per 7000 Critical Hrs



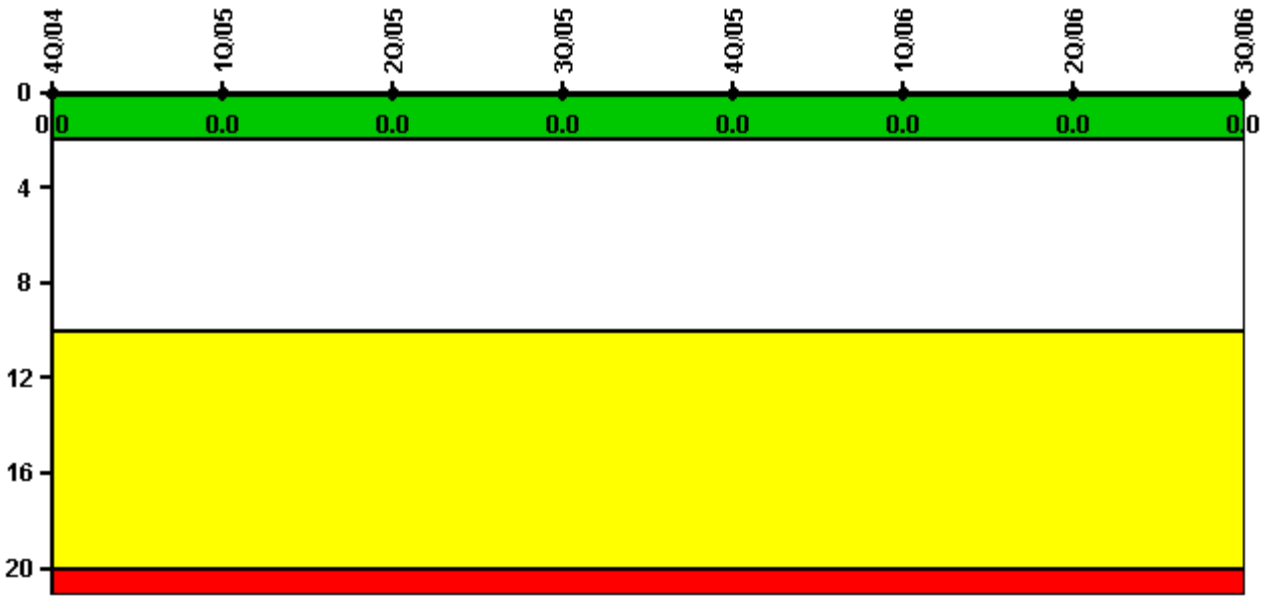
Thresholds: White > 3.0 Yellow > 6.0 Red > 25.0

Notes

Unplanned Scrams per 7000 Critical Hrs	4Q/04	1Q/05	2Q/05	3Q/05	4Q/05	1Q/06	2Q/06	3Q/06
Unplanned scrams	0	0	0	0	0	0	0	0
Critical hours	157.4	2160.0	2073.6	2208.0	2209.0	2092.8	1272.3	2208.0
Indicator value	1.1	1.1	0	0	0	0	0	0

Licensee Comments: none

Scrams with Loss of Normal Heat Removal



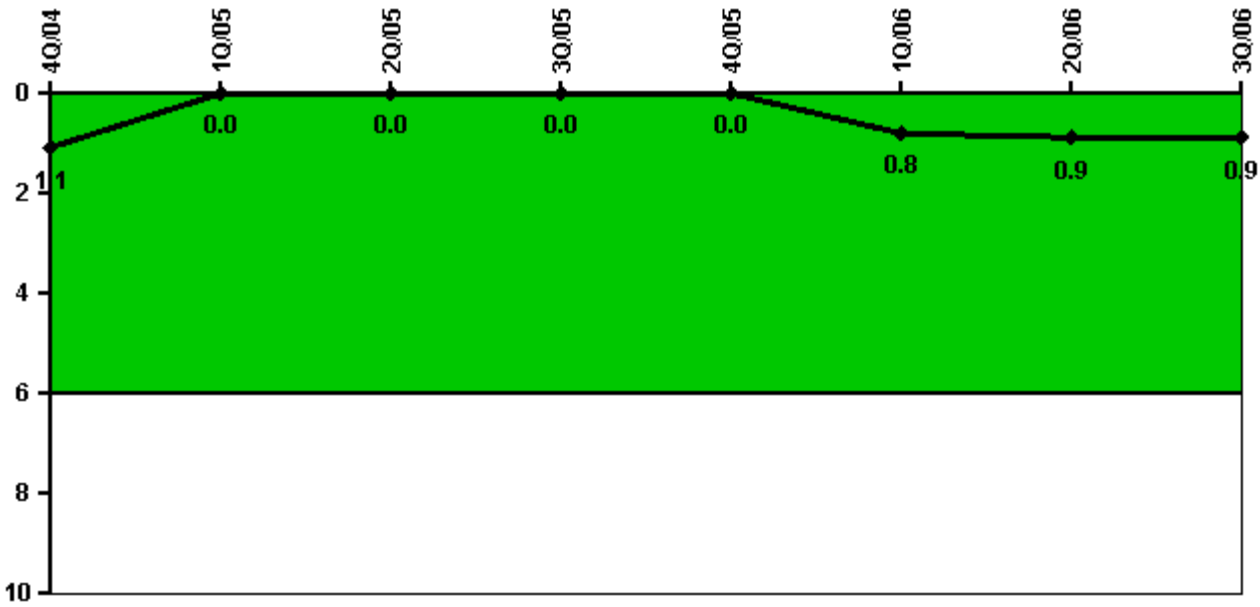
Thresholds: White > 2.0 Yellow > 10.0 Red > 20.0

Notes

Scrams with Loss of Normal Heat Removal	4Q/04	1Q/05	2Q/05	3Q/05	4Q/05	1Q/06	2Q/06	3Q/06
Scrams	0	0	0	0	0	0	0	0
Indicator value	0	0	0	0	0	0	0	0

Licensee Comments: none

Unplanned Power Changes per 7000 Critical Hrs



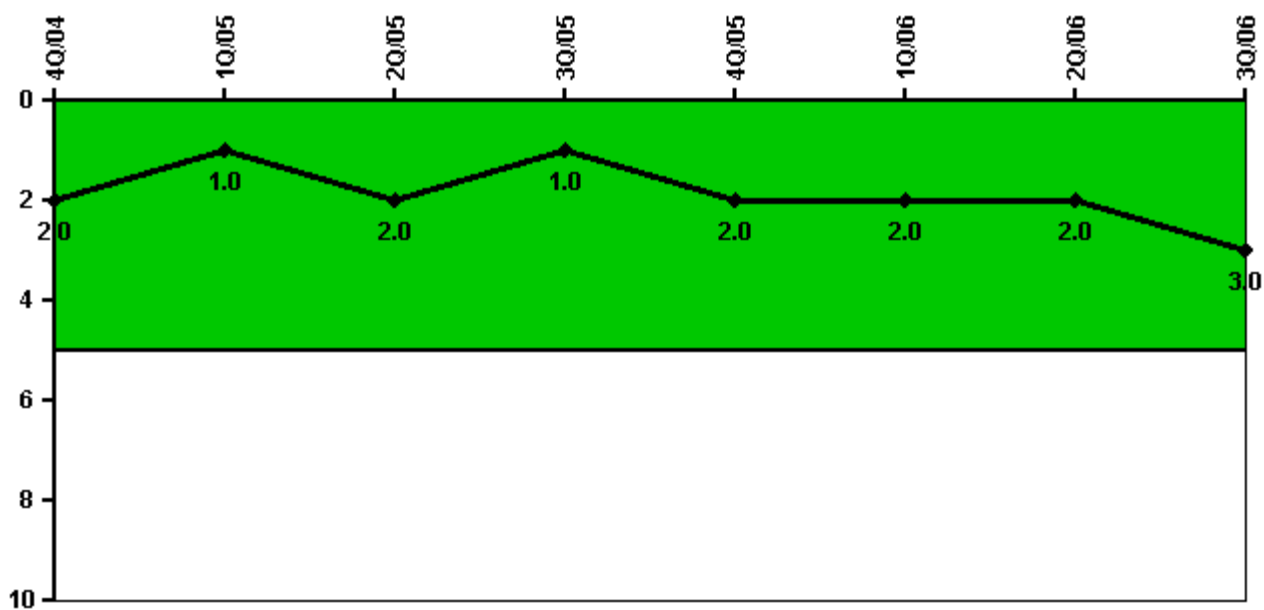
Thresholds: White > 6.0

Notes

Unplanned Power Changes per 7000 Critical Hrs	4Q/04	1Q/05	2Q/05	3Q/05	4Q/05	1Q/06	2Q/06	3Q/06
Unplanned power changes	0	0	0	0	0	1.0	0	0
Critical hours	157.4	2160.0	2073.6	2208.0	2209.0	2092.8	1272.3	2208.0
Indicator value	1.1	0	0	0	0	0.8	0.9	0.9

Licensee Comments: none

Safety System Functional Failures (PWR)



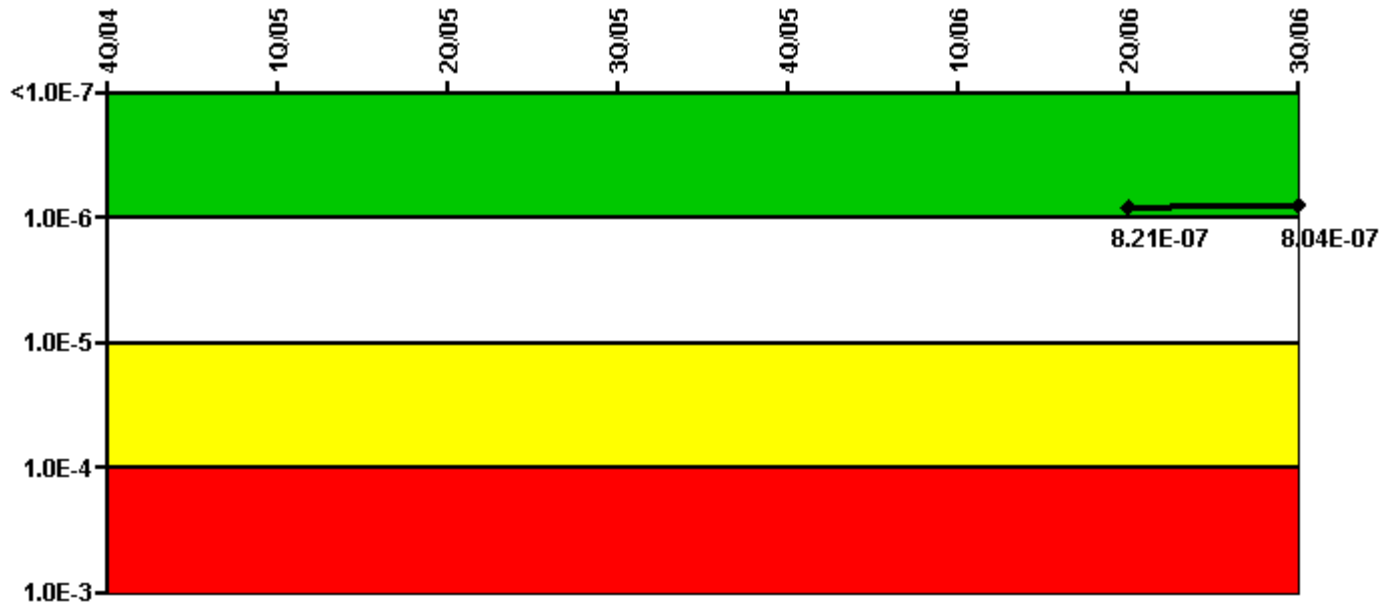
Thresholds: White > 5.0

Notes

Safety System Functional Failures (PWR)	4Q/04	1Q/05	2Q/05	3Q/05	4Q/05	1Q/06	2Q/06	3Q/06
Safety System Functional Failures	0	0	1	0	1	0	1	1
Indicator value	2	1	2	1	2	2	2	3

Licensee Comments: none

Mitigating Systems Performance Index, Emergency AC Power System



Thresholds: White > 1.00E-6 Yellow > 1.00E-5 Red > 1.00E-4

Notes

Mitigating Systems Performance Index, Emergency AC Power System	4Q/04	1Q/05	2Q/05	3Q/05	4Q/05	1Q/06	2Q/06	3Q/06
UAI (Δ CDF)							7.10E-08	5.40E-08
URI (Δ CDF)							7.50E-07	7.50E-07
PLE							NO	NO
Indicator value							8.21E-07	8.04E-07

Licensee Comments:

3Q/06: Due to an INPO computer problem which occurred in July 2006, the correct 3Q06 UABLP values which were input into CDE in June 2006 were overwritten with the 2Q06 values. Software based locking and override features prevented these values from being corrected until the close of 3Q06.

Mitigating Systems Performance Index, High Pressure Injection System



Thresholds: White > 1.00E-6 Yellow > 1.00E-5 Red > 1.00E-4

Notes

Mitigating Systems Performance Index, High Pressure Injection System	4Q/04	1Q/05	2Q/05	3Q/05	4Q/05	1Q/06	2Q/06	3Q/06
UAI (ΔCDF)							5.00E-08	1.20E-07
URI (ΔCDF)							-1.80E-07	-1.80E-07
PLE							NO	NO
Indicator value							-1.30E-07	-6.00E-08

Licensee Comments:

3Q/06: Due to an INPO computer problem which occurred in July 2006, the correct 3Q06 UABLP values which were input into CDE in June 2006 were overwritten with the 2Q06 values. Software based locking and override features prevented these values from being corrected until the close of 3Q06.

Mitigating Systems Performance Index, Heat Removal System



Thresholds: White > 1.00E-6 Yellow > 1.00E-5 Red > 1.00E-4

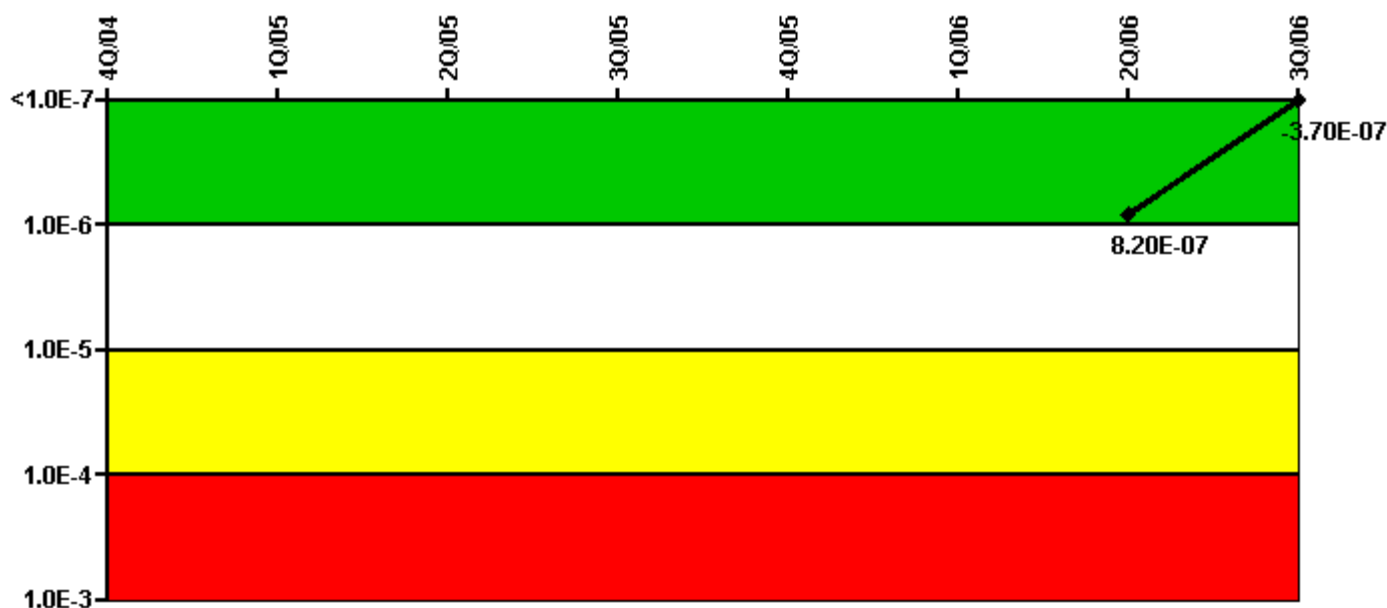
Notes

Mitigating Systems Performance Index, Heat Removal System	4Q/04	1Q/05	2Q/05	3Q/05	4Q/05	1Q/06	2Q/06	3Q/06
UAI (Δ CDF)							-1.60E-07	-1.40E-07
URI (Δ CDF)							-5.70E-07	-5.00E-07
PLE							NO	NO
Indicator value							-7.30E-07	-6.40E-07

Licensee Comments:

3Q/06: Due to an INPO computer problem which occurred in July 2006, the correct 3Q06 UABLP values which were input into CDE in June 2006 were overwritten with the 2Q06 values. Software based locking and override features prevented these values from being corrected until the close of 3Q06.

Mitigating Systems Performance Index, Residual Heat Removal System



Thresholds: White > 1.00E-6 Yellow > 1.00E-5 Red > 1.00E-4

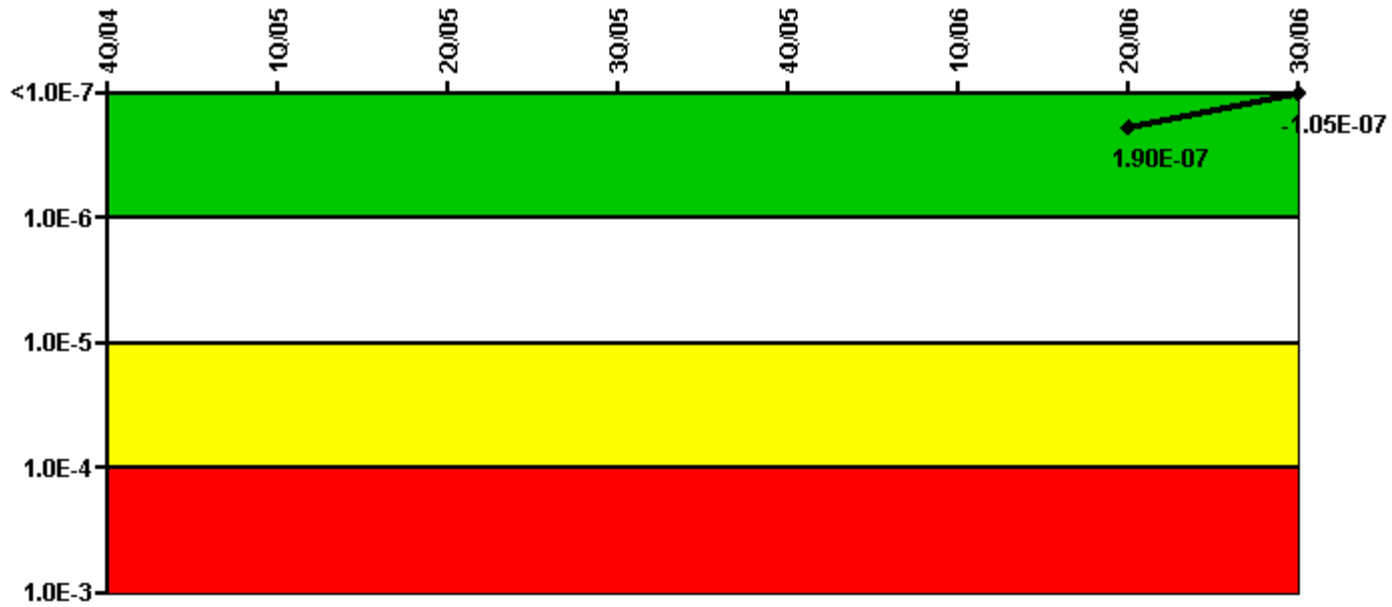
Notes

Mitigating Systems Performance Index, Residual Heat Removal System	4Q/04	1Q/05	2Q/05	3Q/05	4Q/05	1Q/06	2Q/06	3Q/06
UAI (ΔCDF)							9.60E-07	-2.30E-07
URI (ΔCDF)							-1.40E-07	-1.40E-07
PLE							NO	NO
Indicator value							8.20E-07	-3.70E-07

Licensee Comments:

3Q/06: Due to an INPO computer problem which occurred in July 2006, the correct 3Q06 UABLP values which were input into CDE in June 2006 were overwritten with the 2Q06 values. Software based locking and override features prevented these values from being corrected until the close of 3Q06.

Mitigating Systems Performance Index, Cooling Water Systems



Thresholds: White > 1.00E-6 Yellow > 1.00E-5 Red > 1.00E-4


Notes

Mitigating Systems Performance Index, Cooling Water Systems	4Q/04	1Q/05	2Q/05	3Q/05	4Q/05	1Q/06	2Q/06	3Q/06
UAI (ΔCDF)							2.90E-07	4.60E-09
URI (ΔCDF)							-1.00E-07	-1.10E-07
PLE							NO	NO
Indicator value							1.90E-07	-1.05E-07

Licensee Comments:

3Q/06: Due to an INPO computer problem which occurred in July 2006, the correct 3Q06 UABLP and UABLU values which were input into CDE in June 2006 were overwritten with the 2Q06 values. Software based locking and override features prevented these values from being corrected until the close of 3Q06.

Reactor Coolant System Activity



Thresholds: White > 50.0 Yellow > 100.0


Notes

Reactor Coolant System Activity	10/04	11/04	12/04	1/05	2/05	3/05	4/05	5/05	6/05	7/05	8/05	9/05
Maximum activity	N/A	N/A	N/A	0.000887	0.000886	0.000966	0.000971	0.001020	0.001540	0.001680	0.001800	0.001750
Technical specification limit	1.0	1.0	1.0	1.0	1.0	1.0	1.0	1.0	1.0	1.0	1.0	1.0
Indicator value	N/A	N/A	N/A	0.1	0.1	0.1	0.1	0.1	0.2	0.2	0.2	0.2

Reactor Coolant System Activity	10/05	11/05	12/05	1/06	2/06	3/06	4/06	5/06	6/06	7/06	8/06	9/06
Maximum activity	0.001830	0.001450	0.001460	0.002070	0.001630	0.001590	N/A	0.001680	0.001790	0.001490	0.001650	0.001880
Technical specification limit	1.0	1.0	1.0	1.0	1.0	1.0	1.0	1.0	1.0	1.0	1.0	1.0
Indicator value	0.2	0.1	0.1	0.2	0.2	0.2	N/A	0.2	0.2	0.1	0.2	0.2

Licensee Comments: none

Reactor Coolant System Leakage



Thresholds: White > 50.0 Yellow > 100.0

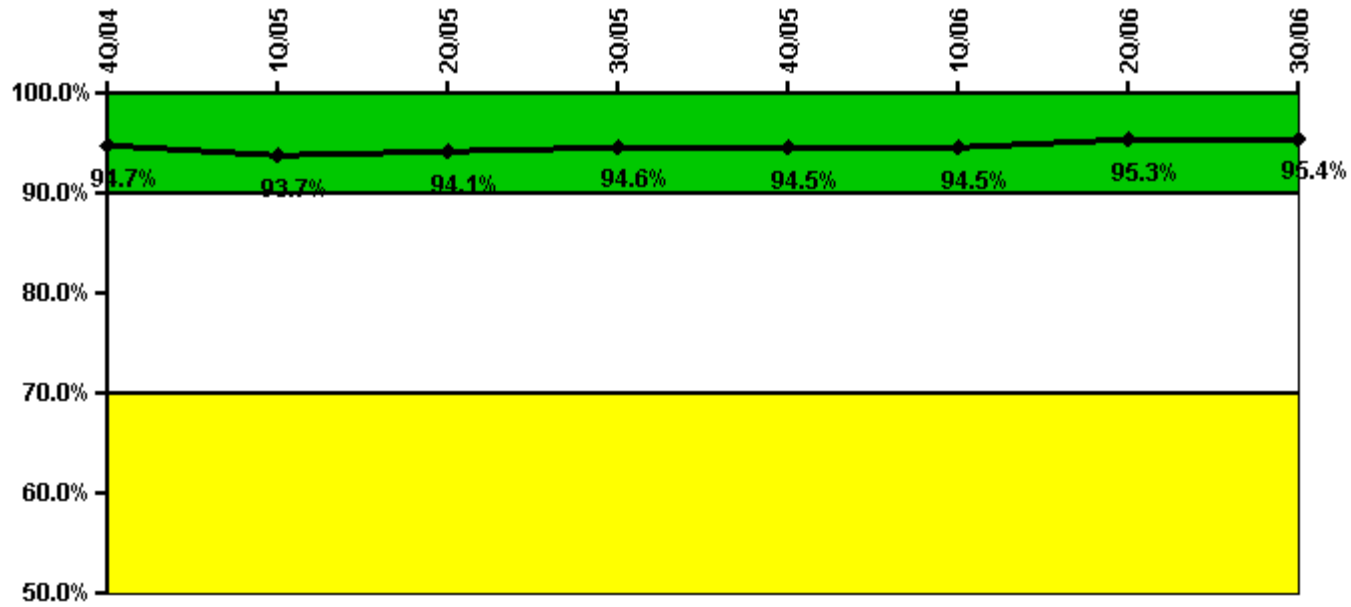
Notes

Reactor Coolant System Leakage	10/04	11/04	12/04	1/05	2/05	3/05	4/05	5/05	6/05	7/05	8/05	9/05
Maximum leakage	N/A	N/A	0.330	0.150	0.080	0.230	0.100	0.120	0.110	0.190	0.120	0.110
Technical specification limit	10.0	10.0	10.0	10.0	10.0	10.0	10.0	10.0	10.0	10.0	10.0	10.0
Indicator value	N/A	N/A	3.3	1.5	0.8	2.3	1.0	1.2	1.1	1.9	1.2	1.1

Reactor Coolant System Leakage	10/05	11/05	12/05	1/06	2/06	3/06	4/06	5/06	6/06	7/06	8/06	9/06
Maximum leakage	0.110	0.130	0.140	0.090	0.120	0.080	N/A	0.580	0.160	0.170	0.180	0.300
Technical specification limit	10.0	10.0	10.0	10.0	10.0	10.0	10.0	10.0	10.0	10.0	10.0	10.0
Indicator value	1.1	1.3	1.4	0.9	1.2	0.8	N/A	5.8	1.6	1.7	1.8	3.0

Licensee Comments: none

Drill/Exercise Performance



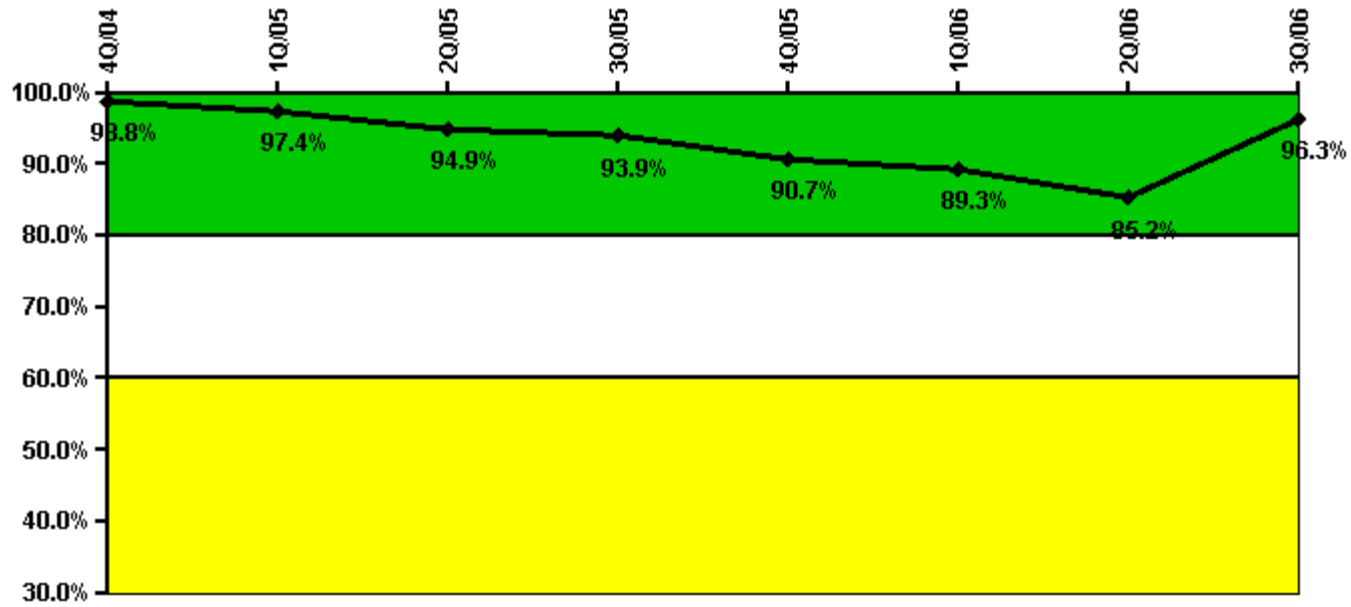
Thresholds: White < 90.0% Yellow < 70.0%

Notes

Drill/Exercise Performance	4Q/04	1Q/05	2Q/05	3Q/05	4Q/05	1Q/06	2Q/06	3Q/06
Successful opportunities	39.0	9.0	28.0	32.0	8.0	0	6.0	44.0
Total opportunities	41.0	10.0	29.0	33.0	8.0	0	7.0	46.0
Indicator value	94.7%	93.7%	94.1%	94.6%	94.5%	94.5%	95.3%	95.4%

Licensee Comments: none

ERO Drill Participation



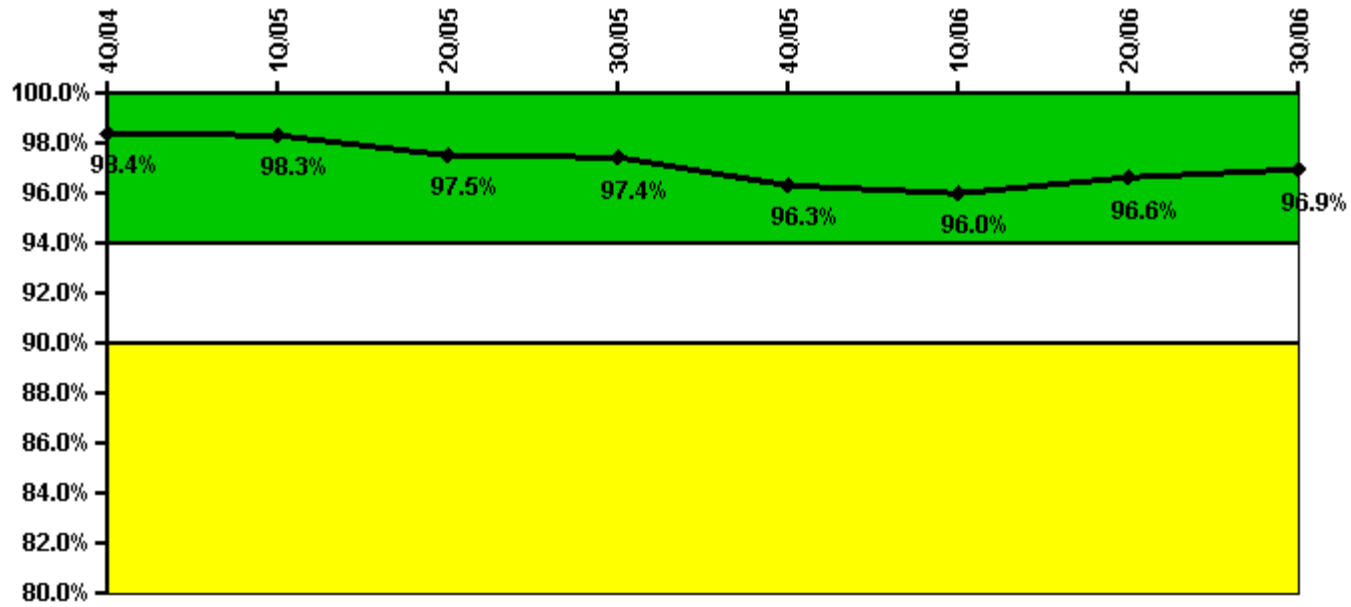
Thresholds: White < 80.0% Yellow < 60.0%

Notes

ERO Drill Participation	4Q/04	1Q/05	2Q/05	3Q/05	4Q/05	1Q/06	2Q/06	3Q/06
Participating Key personnel	80.0	76.0	75.0	77.0	78.0	75.0	69.0	78.0
Total Key personnel	81.0	78.0	79.0	82.0	86.0	84.0	81.0	81.0
Indicator value	98.8%	97.4%	94.9%	93.9%	90.7%	89.3%	85.2%	96.3%

Licensee Comments: none

Alert & Notification System



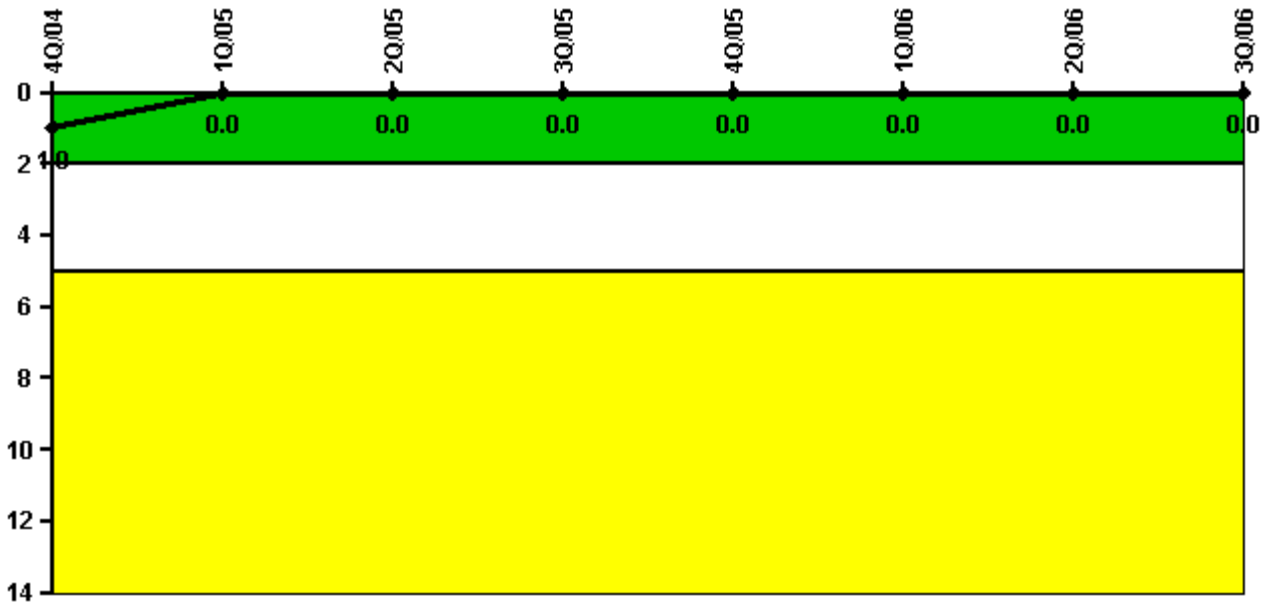
Thresholds: White < 94.0% Yellow < 90.0%

Notes

Alert & Notification System	4Q/04	1Q/05	2Q/05	3Q/05	4Q/05	1Q/06	2Q/06	3Q/06
Successful siren-tests	430	385	370	330	408	379	384	342
Total sirens-tests	441	392	386	336	437	390	391	343
Indicator value	98.4%	98.3%	97.5%	97.4%	96.3%	96.0%	96.6%	96.9%

Licensee Comments: none

Occupational Exposure Control Effectiveness



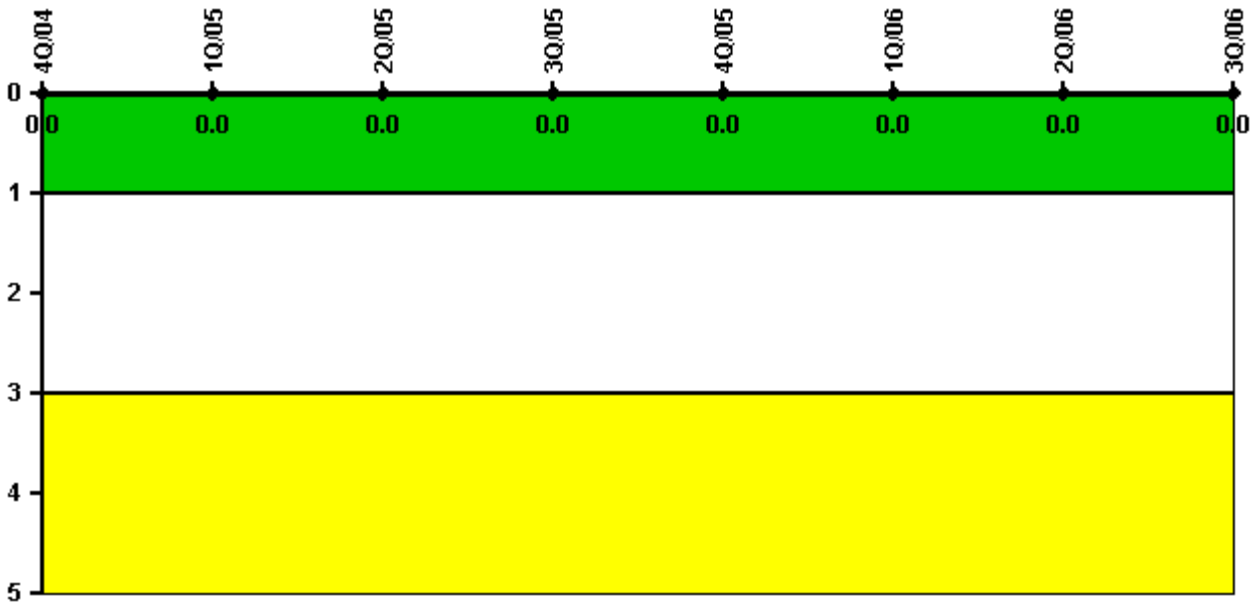
Thresholds: White > 2.0 Yellow > 5.0

Notes

Occupational Exposure Control Effectiveness	4Q/04	1Q/05	2Q/05	3Q/05	4Q/05	1Q/06	2Q/06	3Q/06
High radiation area occurrences	0	0	0	0	0	0	0	0
Very high radiation area occurrences	0	0	0	0	0	0	0	0
Unintended exposure occurrences	0	0	0	0	0	0	0	0
Indicator value	1	0	0	0	0	0	0	0

Licensee Comments: none

RETS/ODCM Radiological Effluent



Thresholds: White > 1.0 Yellow > 3.0

Notes

RETS/ODCM Radiological Effluent	4Q/04	1Q/05	2Q/05	3Q/05	4Q/05	1Q/06	2Q/06	3Q/06
RETS/ODCM occurrences	0	0	0	0	0	0	0	0
Indicator value	0	0	0	0	0	0	0	0

Licensee Comments: none

[Physical Protection](#) information not publicly available.