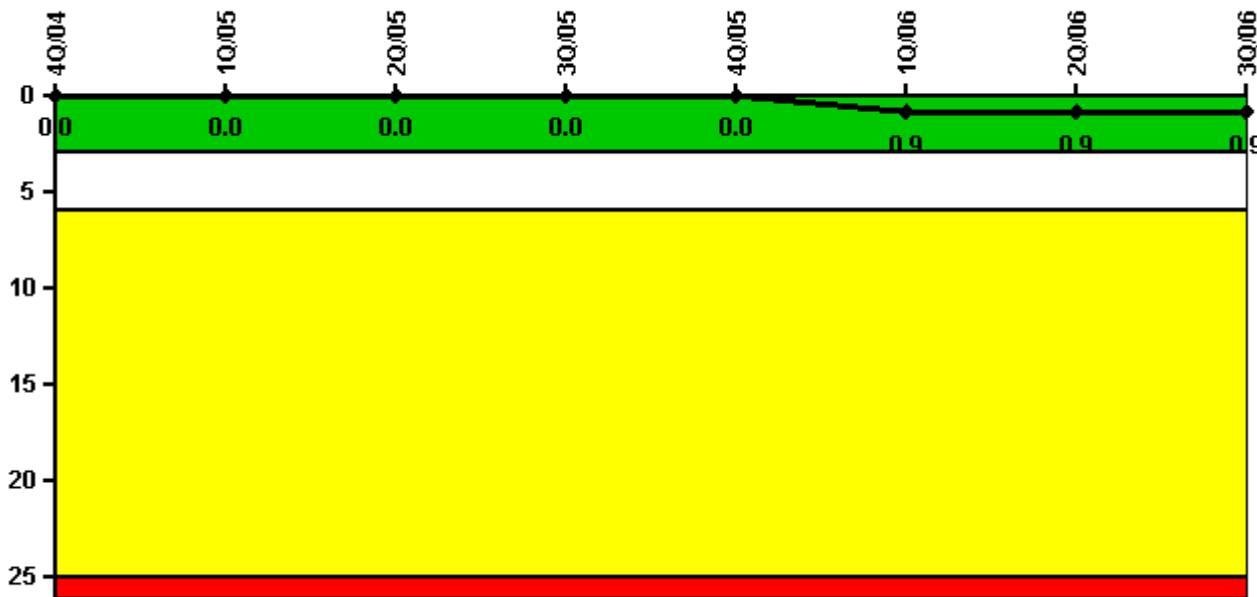


# La Salle 1

## 3Q/2006 Performance Indicators

Licensee's General Comments: none

### Unplanned Scrams per 7000 Critical Hrs



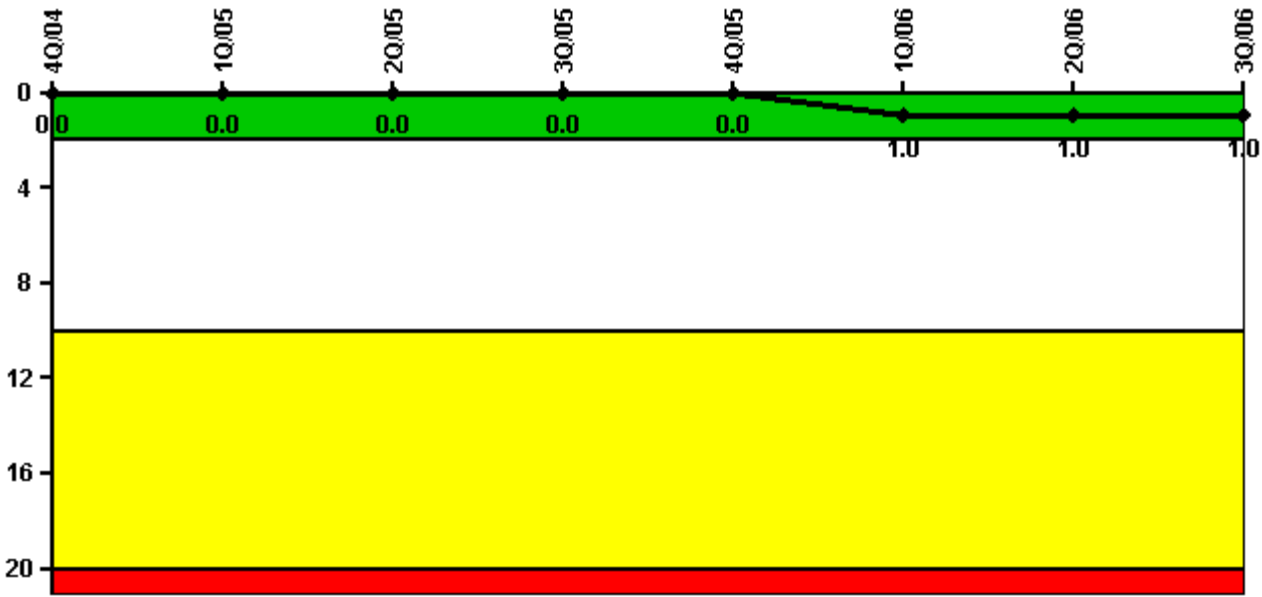
Thresholds: White > 3.0 Yellow > 6.0 Red > 25.0

### Notes

Unplanned Scrams per 7000 Critical Hrs	4Q/04	1Q/05	2Q/05	3Q/05	4Q/05	1Q/06	2Q/06	3Q/06
Unplanned scrams	0	0	0	0	0	1.0	0	0
Critical hours	2209.0	2160.0	2183.0	2208.0	2209.0	1549.1	2183.0	2208.0
Indicator value	0	0	0	0	0	0.9	0.9	0.9

Licensee Comments: none

### Scrams with Loss of Normal Heat Removal



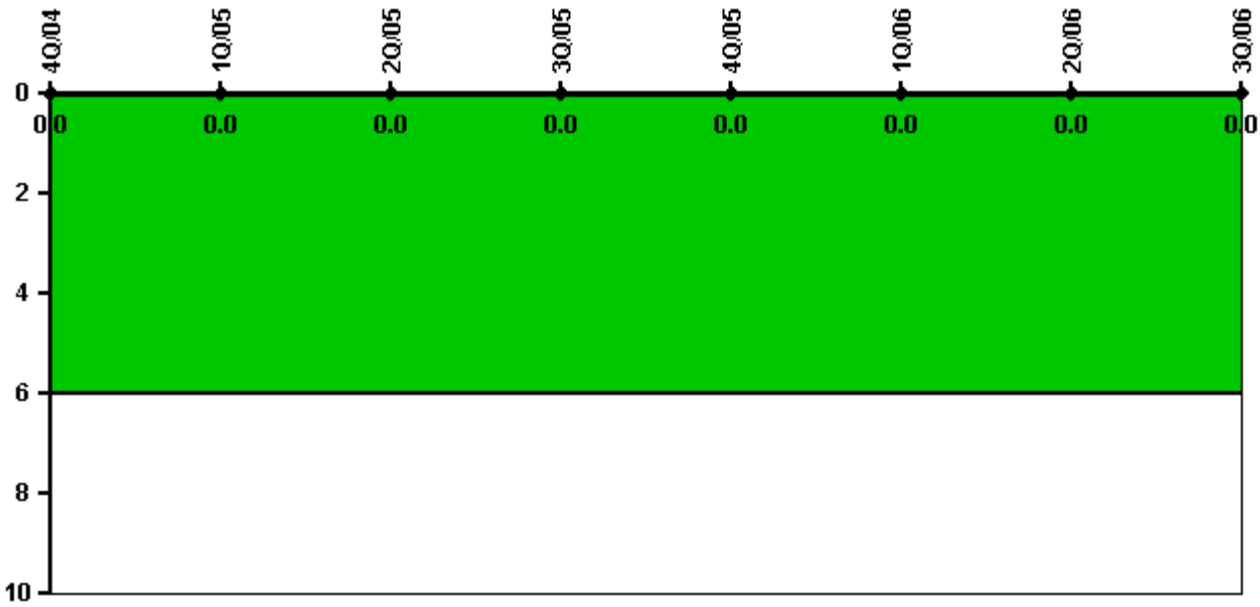
Thresholds: White > 2.0 Yellow > 10.0 Red > 20.0

#### Notes

Scrams with Loss of Normal Heat Removal	4Q/04	1Q/05	2Q/05	3Q/05	4Q/05	1Q/06	2Q/06	3Q/06
Scrams	0	0	0	0	0	1.0	0	0
Indicator value	0	0	0	0	0	1.0	1.0	1.0

Licensee Comments: none

### Unplanned Power Changes per 7000 Critical Hrs



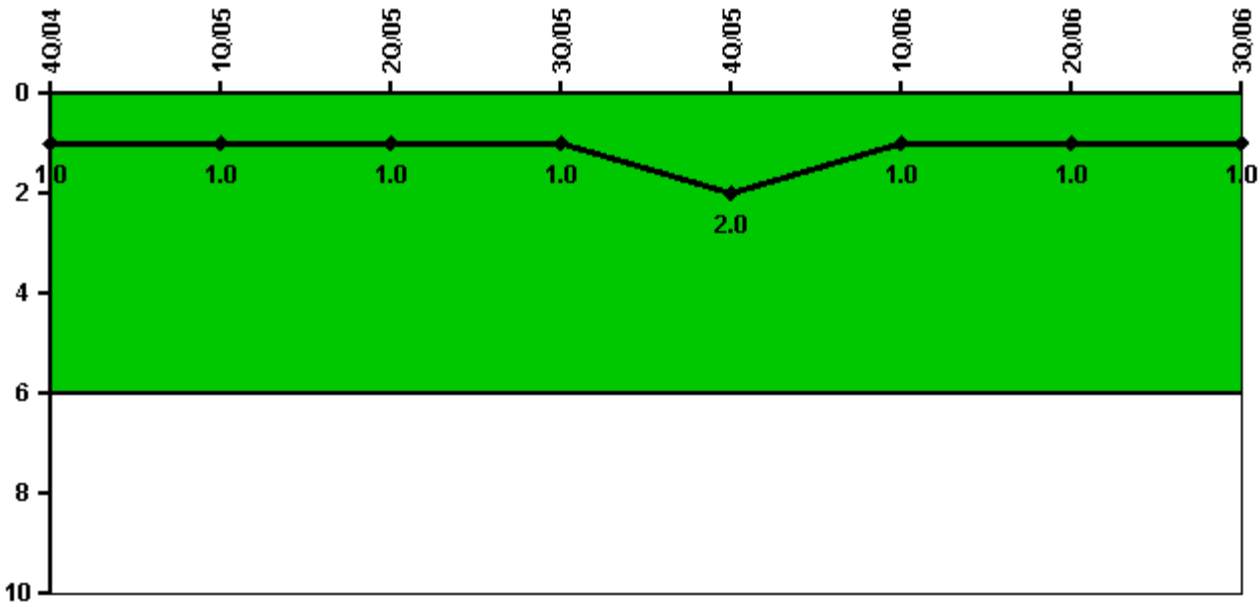
Thresholds: White > 6.0

#### Notes

Unplanned Power Changes per 7000 Critical Hrs	4Q/04	1Q/05	2Q/05	3Q/05	4Q/05	1Q/06	2Q/06	3Q/06
Unplanned power changes	0	0	0	0	0	0	0	0
Critical hours	2209.0	2160.0	2183.0	2208.0	2209.0	1549.1	2183.0	2208.0
Indicator value	0	0	0	0	0	0	0	0

Licensee Comments: none

### Safety System Functional Failures (BWR)



Thresholds: White > 6.0

#### Notes

Safety System Functional Failures (BWR)	4Q/04	1Q/05	2Q/05	3Q/05	4Q/05	1Q/06	2Q/06	3Q/06
Safety System Functional Failures	0	1	0	0	1	0	0	0
Indicator value	1	1	1	1	2	1	1	1

Licensee Comments: none

### Mitigating Systems Performance Index, Emergency AC Power System



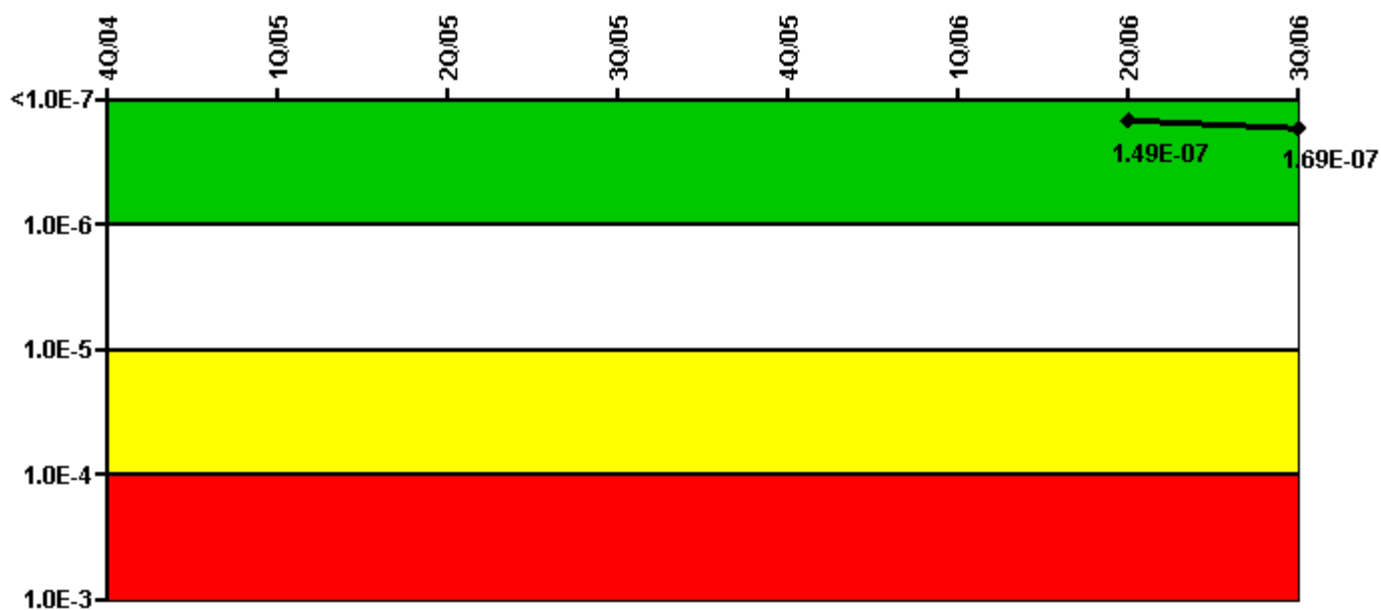
Thresholds: White > 1.00E-6 Yellow > 1.00E-5 Red > 1.00E-4

#### Notes

Mitigating Systems Performance Index, Emergency AC Power System	4Q/04	1Q/05	2Q/05	3Q/05	4Q/05	1Q/06	2Q/06	3Q/06
UAI (ΔCDF)							-1.50E-08	-1.50E-08
URI (ΔCDF)							-1.00E-07	-1.00E-07
PLE							NO	NO
Indicator value							-1.15E-07	-1.15E-07

Licensee Comments: none

### Mitigating Systems Performance Index, High Pressure Injection System



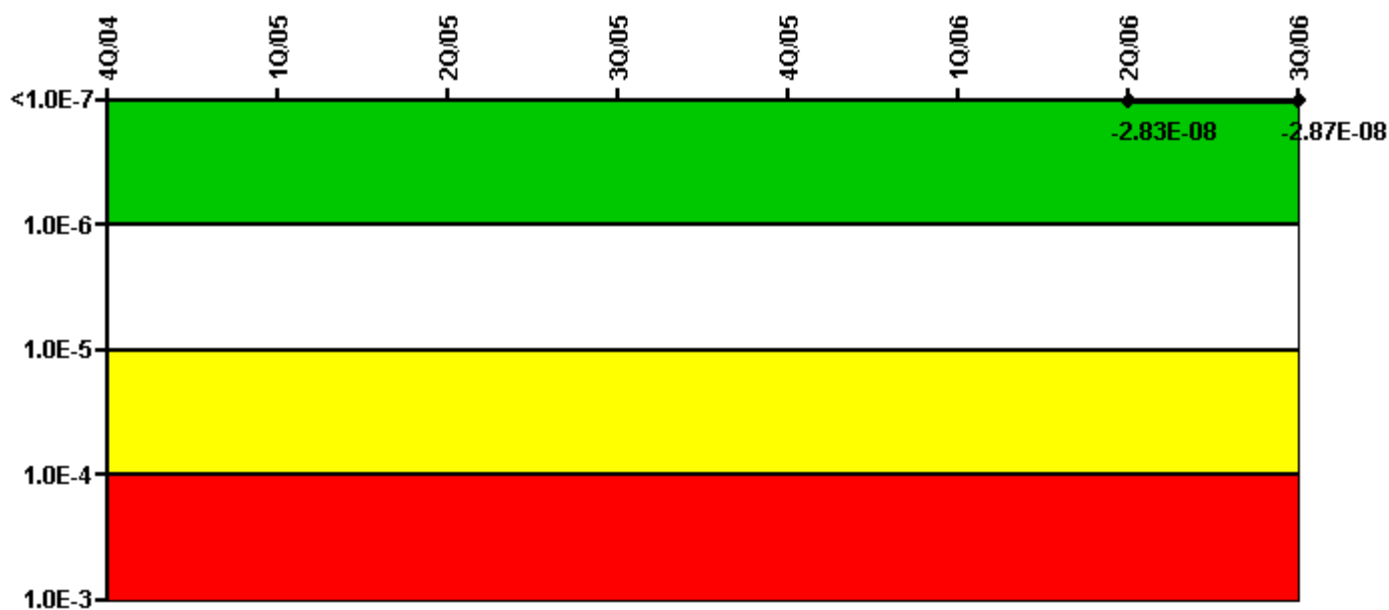
Thresholds: White > 1.00E-6 Yellow > 1.00E-5 Red > 1.00E-4

#### Notes

Mitigating Systems Performance Index, High Pressure Injection System	4Q/04	1Q/05	2Q/05	3Q/05	4Q/05	1Q/06	2Q/06	3Q/06
UAI ( $\Delta$ CDF)							1.00E-07	1.20E-07
URI ( $\Delta$ CDF)							4.90E-08	4.90E-08
PLE							NO	NO
Indicator value							1.49E-07	1.69E-07

Licensee Comments: none

### Mitigating Systems Performance Index, Heat Removal System



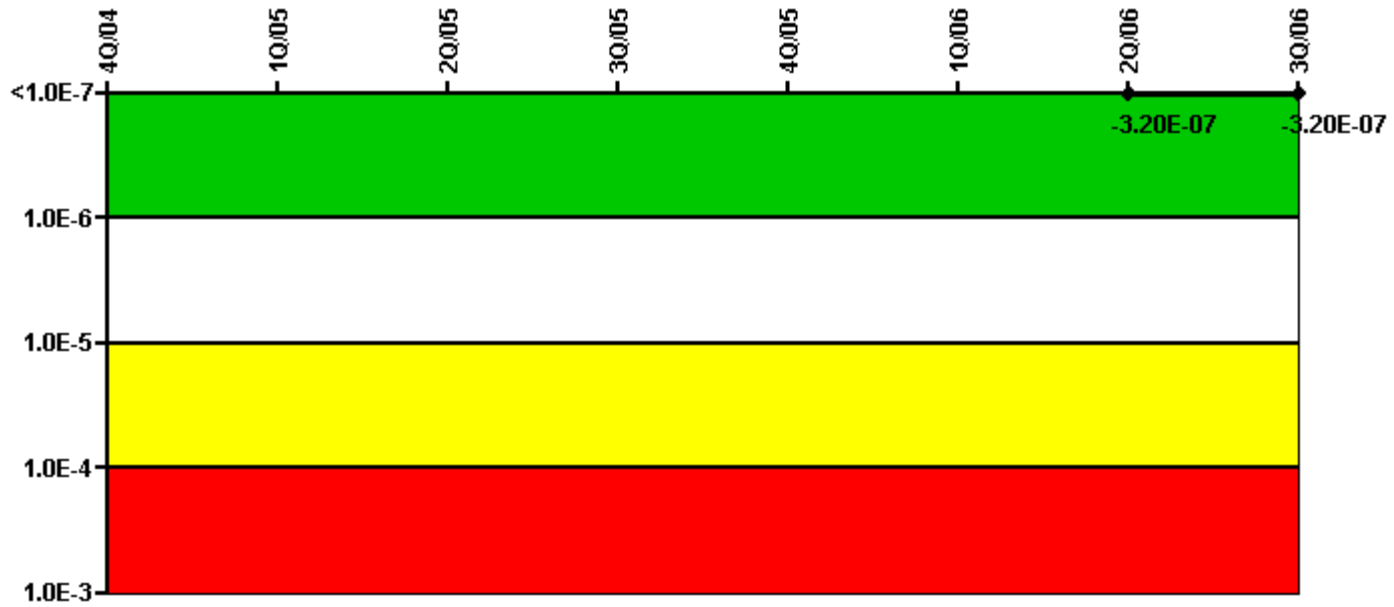
Thresholds: White > 1.00E-6 Yellow > 1.00E-5 Red > 1.00E-4

#### Notes

Mitigating Systems Performance Index, Heat Removal System	4Q/04	1Q/05	2Q/05	3Q/05	4Q/05	1Q/06	2Q/06	3Q/06
UAI ( $\Delta$ CDF)							-9.30E-09	-9.70E-09
URI ( $\Delta$ CDF)							-1.90E-08	-1.90E-08
PLE							NO	NO
Indicator value							-2.83E-08	-2.87E-08

Licensee Comments: none

### Mitigating Systems Performance Index, Residual Heat Removal System



Thresholds: White > 1.00E-6 Yellow > 1.00E-5 Red > 1.00E-4

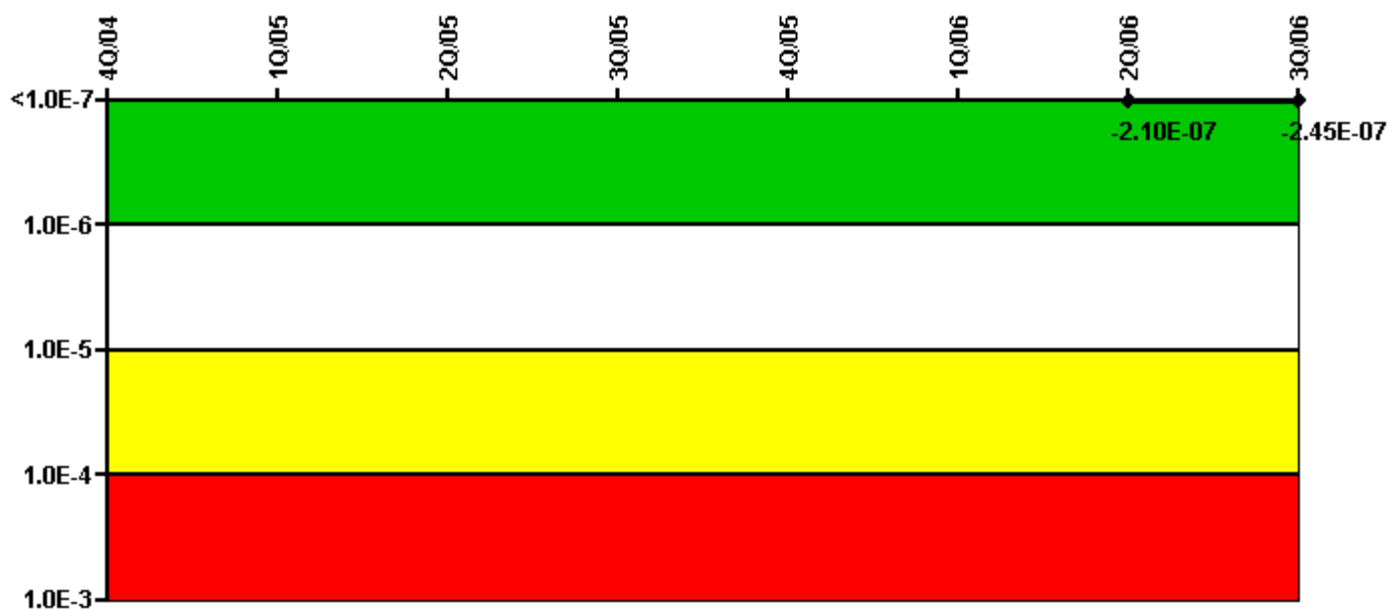
#### Notes

Mitigating Systems Performance Index, Residual Heat Removal System	4Q/04	1Q/05	2Q/05	3Q/05	4Q/05	1Q/06	2Q/06	3Q/06
UAI ( $\Delta$ CDF)							-1.30E-07	-1.30E-07
URI ( $\Delta$ CDF)							-1.90E-07	-1.90E-07
PLE							NO	NO
Indicator value							-3.20E-07	-3.20E-07

Licensee Comments: none



### Mitigating Systems Performance Index, Cooling Water Systems



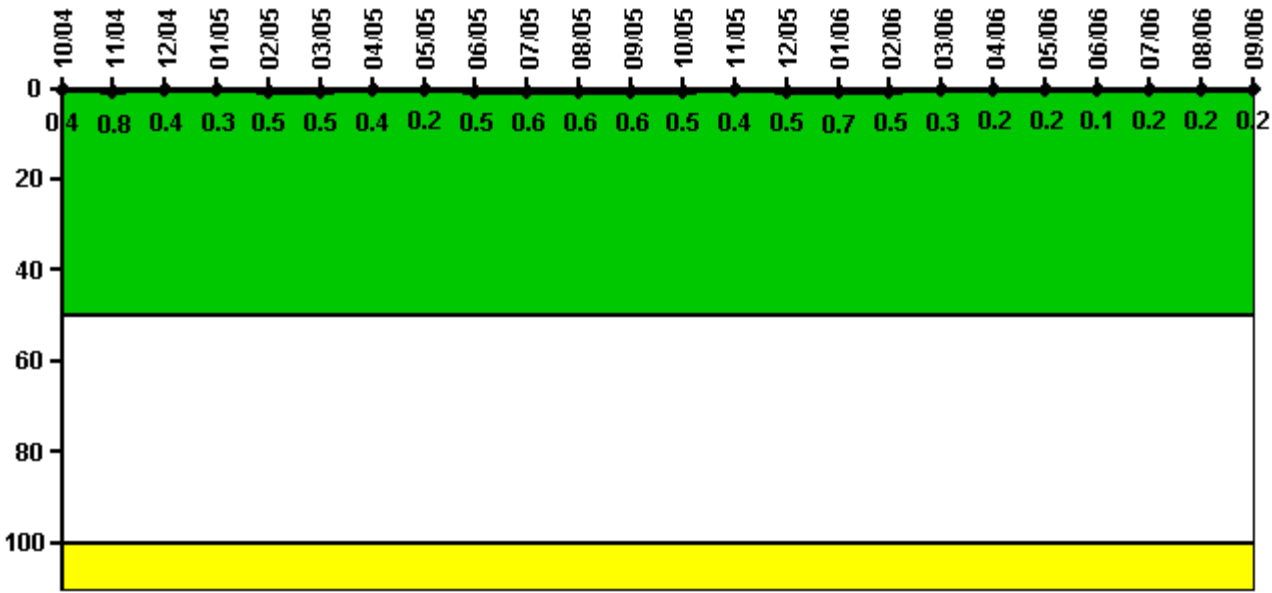
Thresholds: White > 1.00E-6 Yellow > 1.00E-5 Red > 1.00E-4

#### Notes

Mitigating Systems Performance Index, Cooling Water Systems	4Q/04	1Q/05	2Q/05	3Q/05	4Q/05	1Q/06	2Q/06	3Q/06
UAI (ΔCDF)							8.00E-08	4.50E-08
URI (ΔCDF)							-2.90E-07	-2.90E-07
PLE							NO	NO
Indicator value							-2.10E-07	-2.45E-07

Licensee Comments: none

### Reactor Coolant System Activity



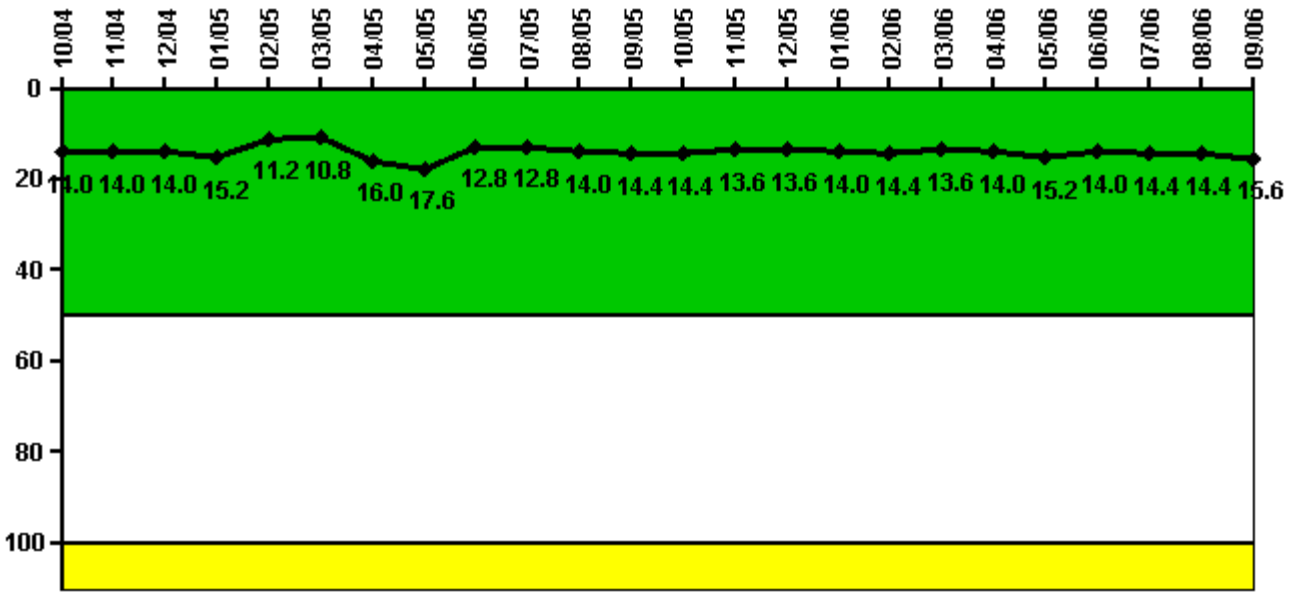
Thresholds: White > 50.0 Yellow > 100.0

#### Notes

Reactor Coolant System Activity	10/04	11/04	12/04	1/05	2/05	3/05	4/05	5/05	6/05	7/05	8/05	9/05
Maximum activity	0.000767	0.001600	0.000727	0.000698	0.000909	0.000988	0.000878	0.000466	0.000958	0.001180	0.001200	0.001230
Technical specification limit	0.2	0.2	0.2	0.2	0.2	0.2	0.2	0.2	0.2	0.2	0.2	0.2
Indicator value	0.4	0.8	0.4	0.3	0.5	0.5	0.4	0.2	0.5	0.6	0.6	0.6
Reactor Coolant System Activity	10/05	11/05	12/05	1/06	2/06	3/06	4/06	5/06	6/06	7/06	8/06	9/06
Maximum activity	0.000955	0.000789	0.001060	0.001370	0.000991	0.000511	0.000406	0.000301	0.000282	0.000362	0.000345	0.000343
Technical specification limit	0.2	0.2	0.2	0.2	0.2	0.2	0.2	0.2	0.2	0.2	0.2	0.2
Indicator value	0.5	0.4	0.5	0.7	0.5	0.3	0.2	0.2	0.1	0.2	0.2	0.2

Licensee Comments: none

### Reactor Coolant System Leakage



Thresholds: White > 50.0 Yellow > 100.0

#### Notes

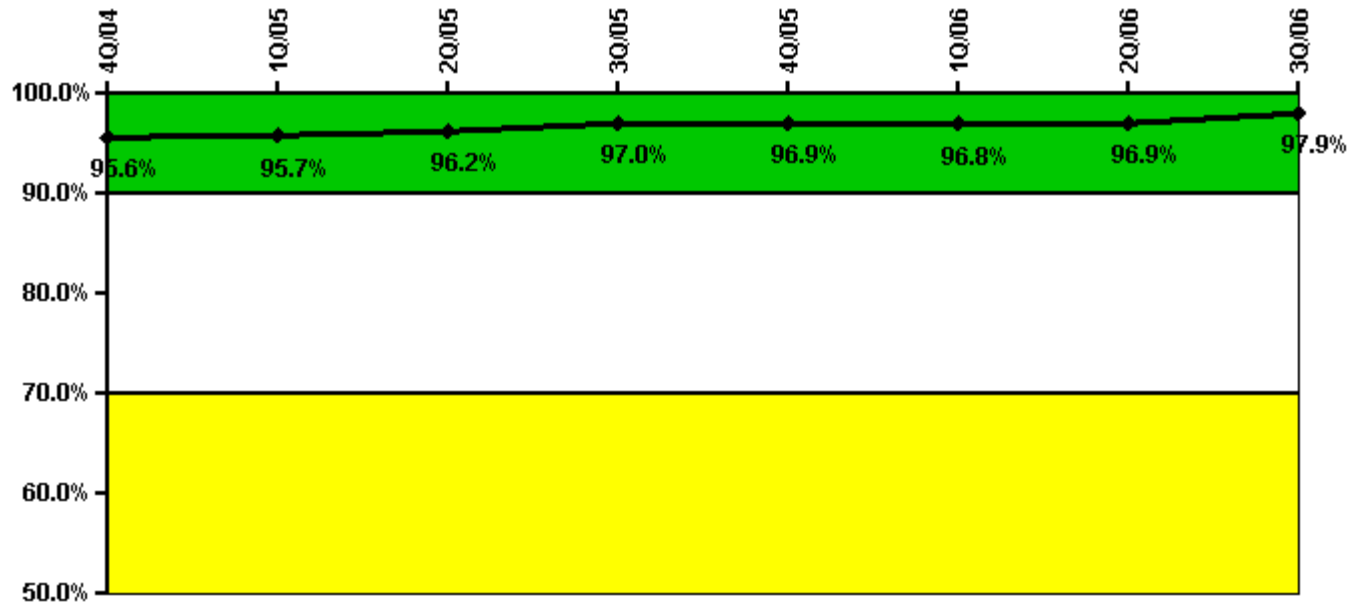
Reactor Coolant System Leakage	10/04	11/04	12/04	1/05	2/05	3/05	4/05	5/05	6/05	7/05	8/05	9/05
Maximum leakage	3.500	3.500	3.500	3.800	2.800	2.700	4.000	4.400	3.200	3.200	3.500	3.600
Technical specification limit	25.0	25.0	25.0	25.0	25.0	25.0	25.0	25.0	25.0	25.0	25.0	25.0
Indicator value	14.0	14.0	14.0	15.2	11.2	10.8	16.0	17.6	12.8	12.8	14.0	14.4

Reactor Coolant System Leakage	10/05	11/05	12/05	1/06	2/06	3/06	4/06	5/06	6/06	7/06	8/06	9/06
Maximum leakage	3.600	3.400	3.400	3.500	3.600	3.400	3.500	3.800	3.500	3.600	3.600	3.900
Technical specification limit	25.0	25.0	25.0	25.0	25.0	25.0	25.0	25.0	25.0	25.0	25.0	25.0
Indicator value	14.4	13.6	13.6	14.0	14.4	13.6	14.0	15.2	14.0	14.4	14.4	15.6

Licensee Comments: none

### Drill/Exercise Performance



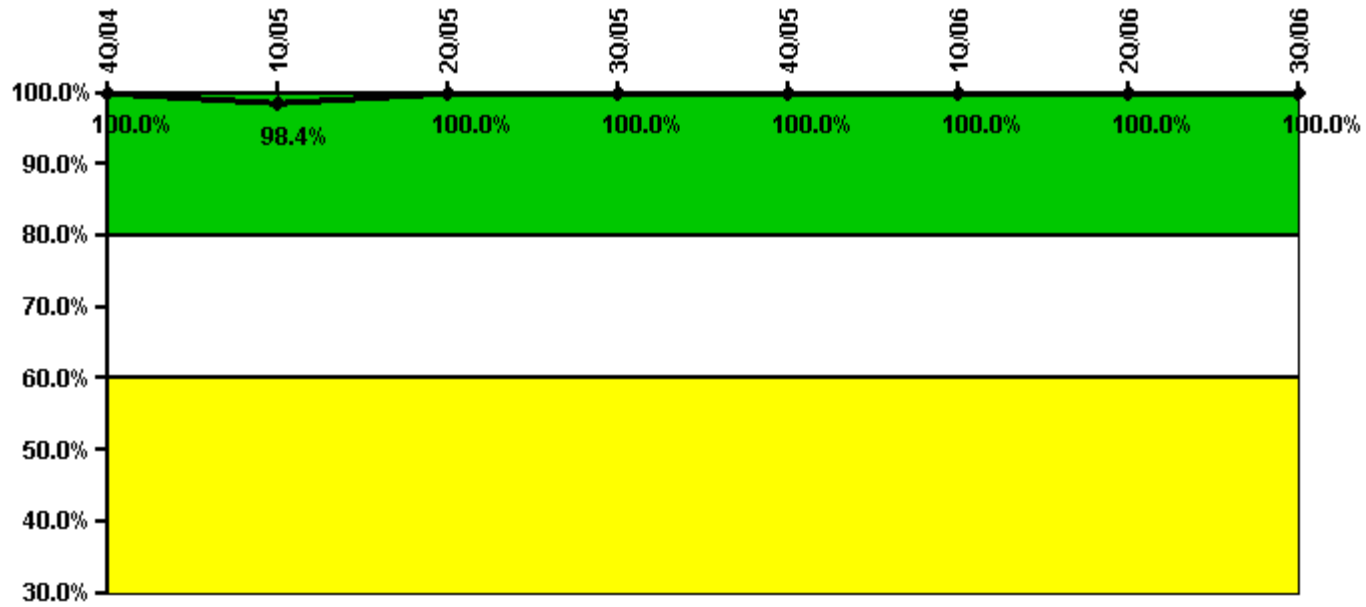
Thresholds: White < 90.0% Yellow < 70.0%

#### Notes

Drill/Exercise Performance	4Q/04	1Q/05	2Q/05	3Q/05	4Q/05	1Q/06	2Q/06	3Q/06
Successful opportunities	60.0	2.0	56.0	61.0	59.0	18.0	41.0	30.0
Total opportunities	64.0	2.0	56.0	62.0	60.0	18.0	42.0	30.0
Indicator value	95.6%	95.7%	96.2%	97.0%	96.9%	96.8%	96.9%	97.9%

Licensee Comments: none

### ERO Drill Participation



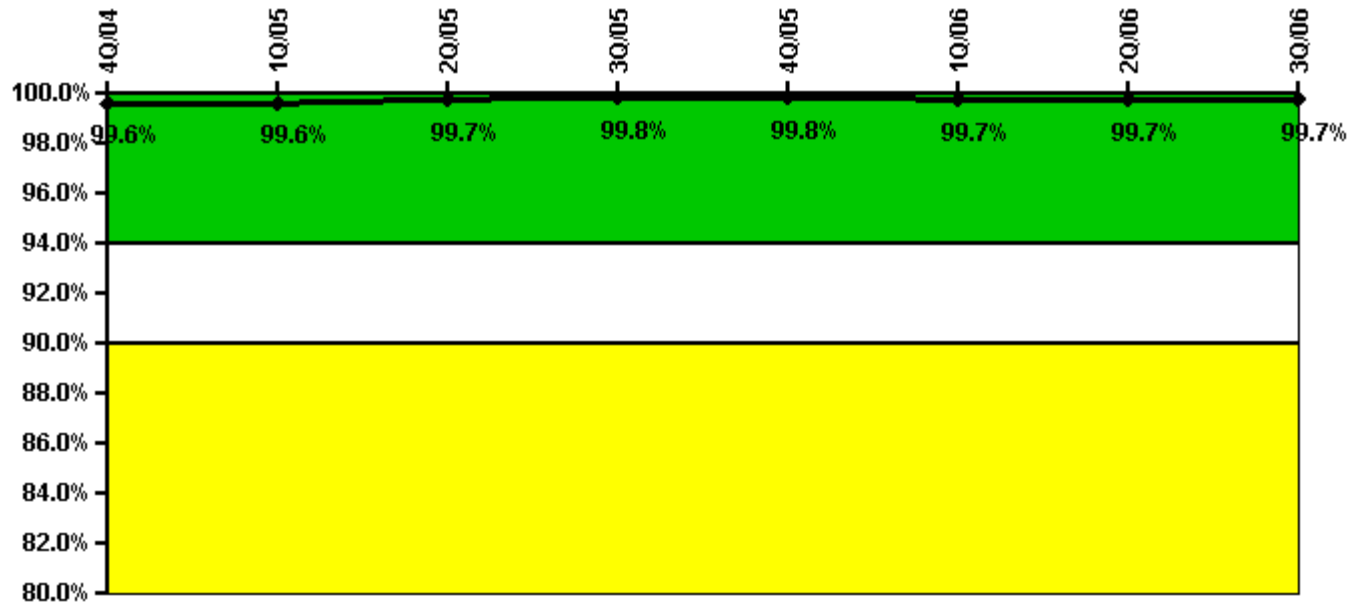
Thresholds: White < 80.0% Yellow < 60.0%

#### Notes

ERO Drill Participation	4Q/04	1Q/05	2Q/05	3Q/05	4Q/05	1Q/06	2Q/06	3Q/06
Participating Key personnel	67.0	62.0	62.0	59.0	61.0	63.0	63.0	60.0
Total Key personnel	67.0	63.0	62.0	59.0	61.0	63.0	63.0	60.0
Indicator value	100.0%	98.4%	100.0%	100.0%	100.0%	100.0%	100.0%	100.0%

Licensee Comments: none

### Alert & Notification System



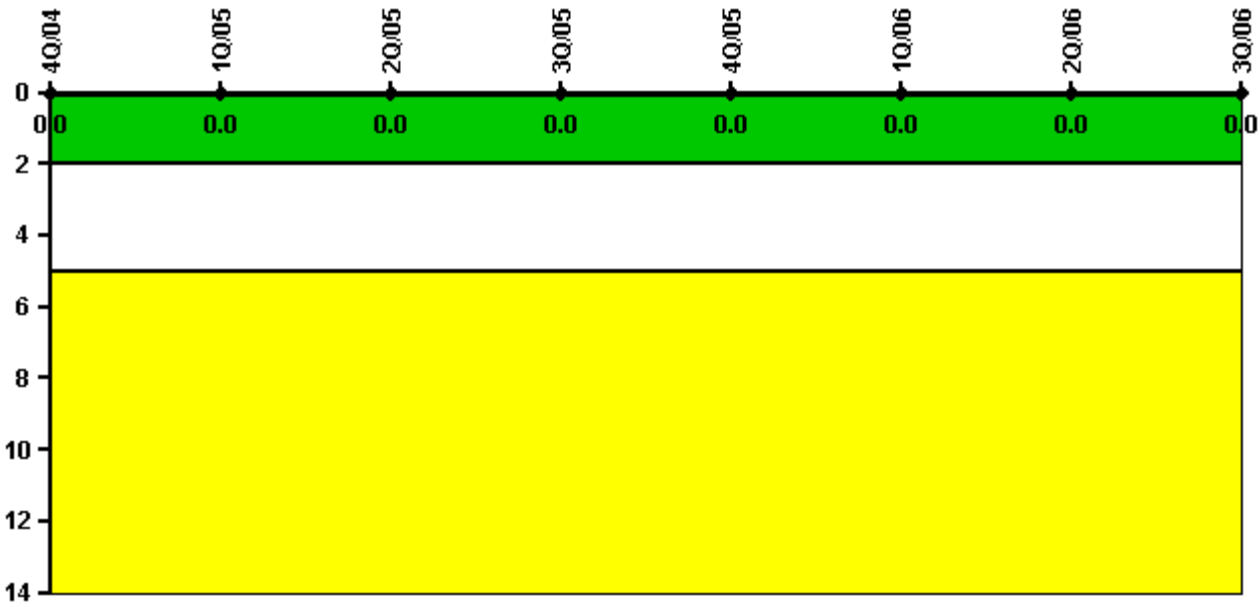
Thresholds: White < 94.0% Yellow < 90.0%

#### Notes

Alert & Notification System	4Q/04	1Q/05	2Q/05	3Q/05	4Q/05	1Q/06	2Q/06	3Q/06
Successful siren-tests	3245	3195	3195	3185	3196	3241	3191	3189
Total sirens-tests	3250	3200	3200	3200	3200	3250	3200	3200
Indicator value	99.6%	99.6%	99.7%	99.8%	99.8%	99.7%	99.7%	99.7%

Licensee Comments: none

### Occupational Exposure Control Effectiveness



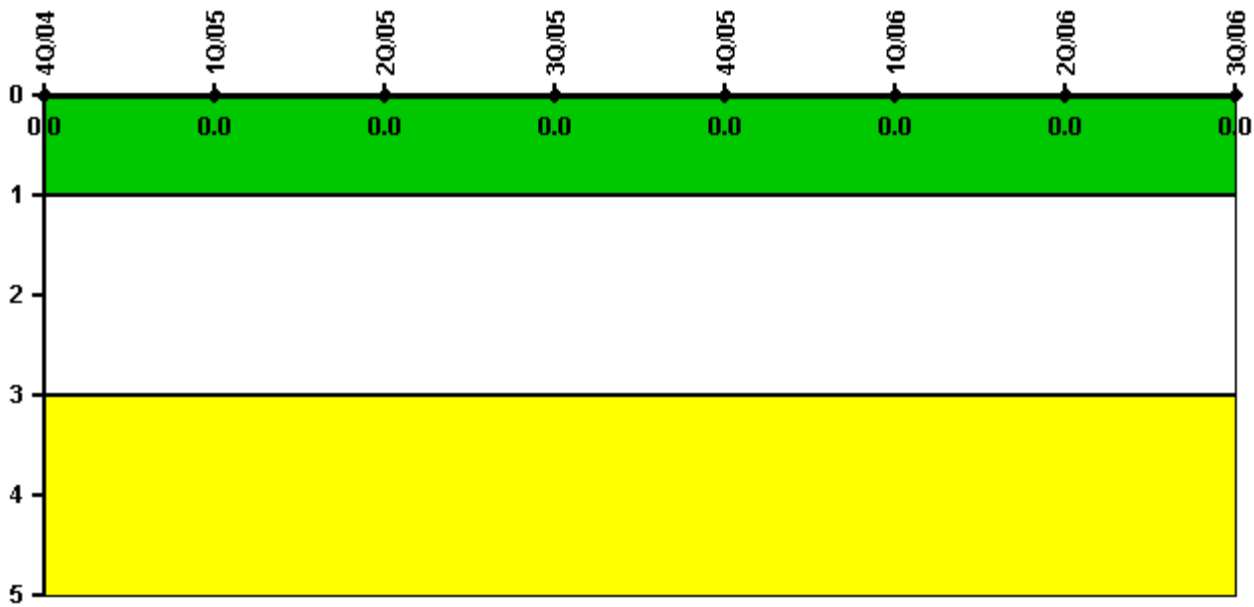
Thresholds: White > 2.0 Yellow > 5.0

**Notes**

Occupational Exposure Control Effectiveness	4Q/04	1Q/05	2Q/05	3Q/05	4Q/05	1Q/06	2Q/06	3Q/06
High radiation area occurrences	0	0	0	0	0	0	0	0
Very high radiation area occurrences	0	0	0	0	0	0	0	0
Unintended exposure occurrences	0	0	0	0	0	0	0	0
<b>Indicator value</b>	<b>0</b>	<b>0</b>	<b>0</b>	<b>0</b>	<b>0</b>	<b>0</b>	<b>0</b>	<b>0</b>

Licensee Comments: none

### RETS/ODCM Radiological Effluent



Thresholds: White > 1.0 Yellow > 3.0

#### Notes

RETS/ODCM Radiological Effluent	4Q/04	1Q/05	2Q/05	3Q/05	4Q/05	1Q/06	2Q/06	3Q/06
RETS/ODCM occurrences	0	0	0	0	0	0	0	0
Indicator value	0	0	0	0	0	0	0	0

Licensee Comments: none

[Physical Protection](#) information not publicly available.