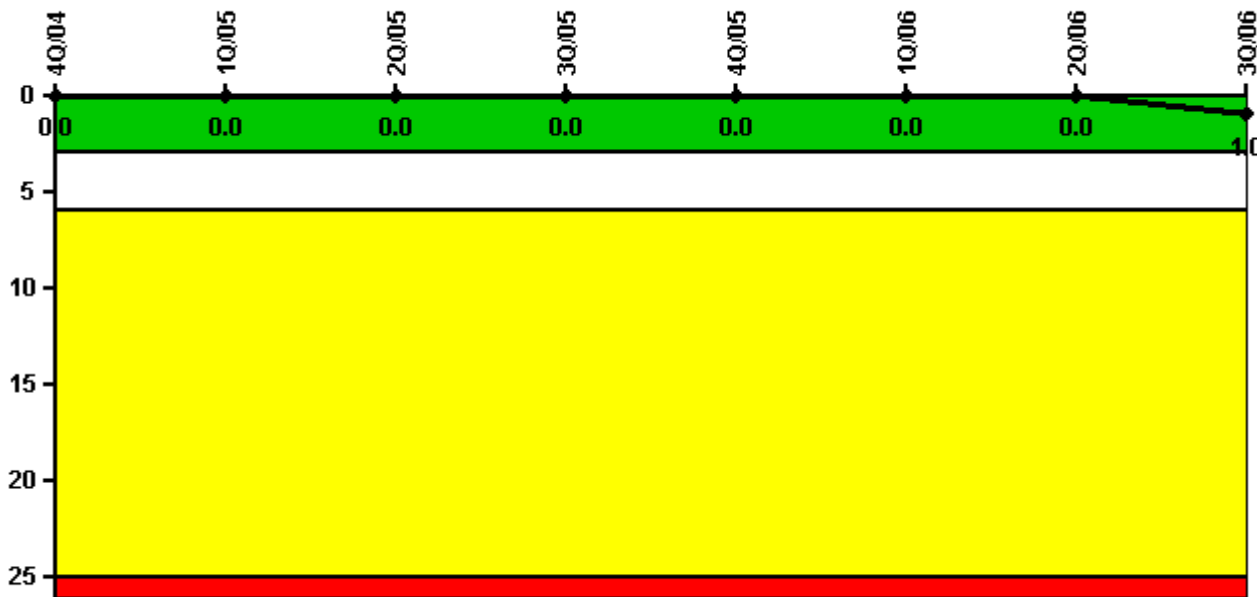


Beaver Valley 1

3Q/2006 Performance Indicators

Licensee's General Comments: none

Unplanned Scrams per 7000 Critical Hrs



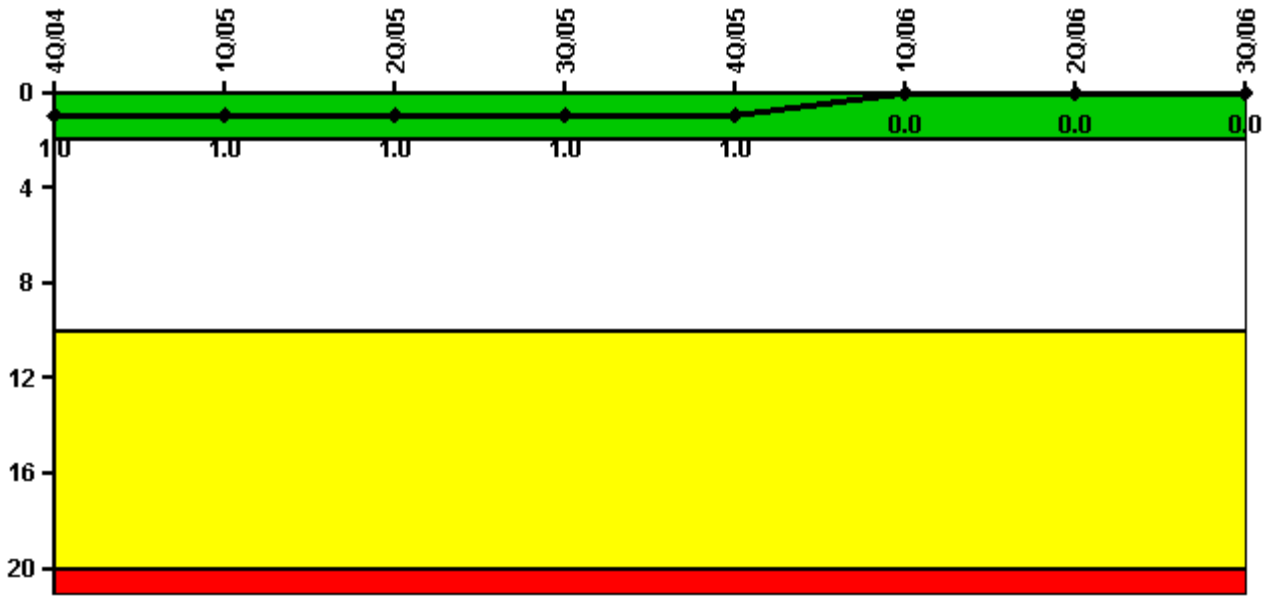
Thresholds: White > 3.0 Yellow > 6.0 Red > 25.0

Notes

Unplanned Scrams per 7000 Critical Hrs	4Q/04	1Q/05	2Q/05	3Q/05	4Q/05	1Q/06	2Q/06	3Q/06
Unplanned scrams	0	0	0	0	0	0	0	1.0
Critical hours	1560.9	2160.0	2183.0	2208.0	2209.0	1032.3	1724.4	2070.4
Indicator value	0	0	0	0	0	0	0	1.0

Licensee Comments: none

Scrams with Loss of Normal Heat Removal



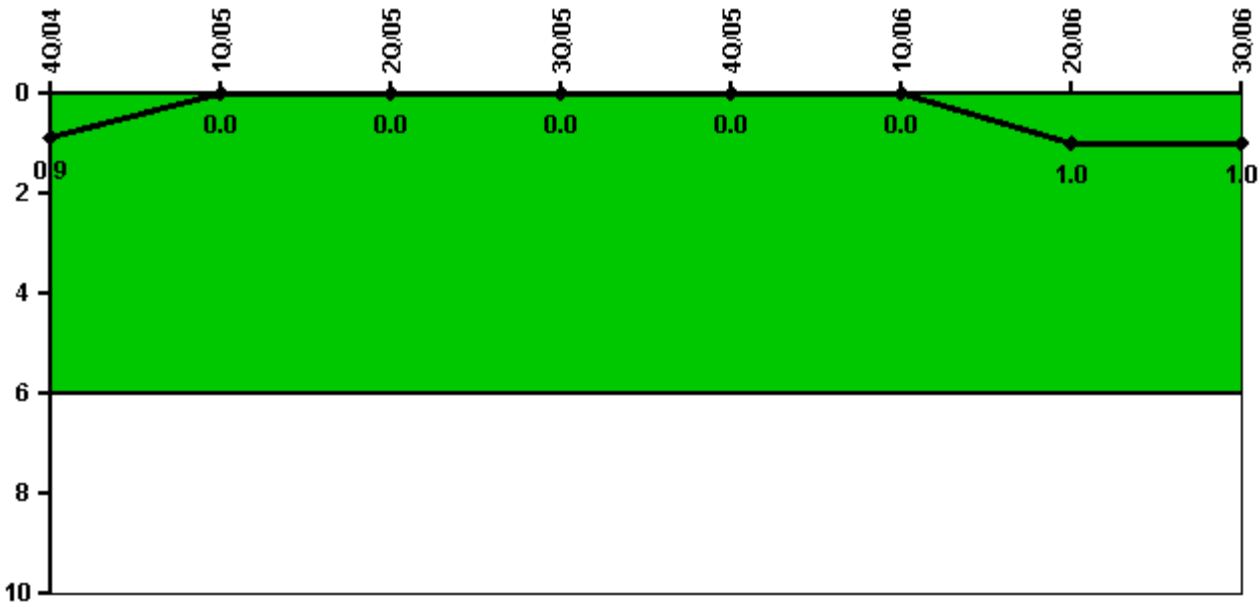
Thresholds: White > 2.0 Yellow > 10.0 Red > 20.0

Notes

Scrams with Loss of Normal Heat Removal	4Q/04	1Q/05	2Q/05	3Q/05	4Q/05	1Q/06	2Q/06	3Q/06
Scrams	0	0	0	0	0	0	0	0
Indicator value	1.0	1.0	1.0	1.0	1.0	0	0	0

Licensee Comments: none

Unplanned Power Changes per 7000 Critical Hrs



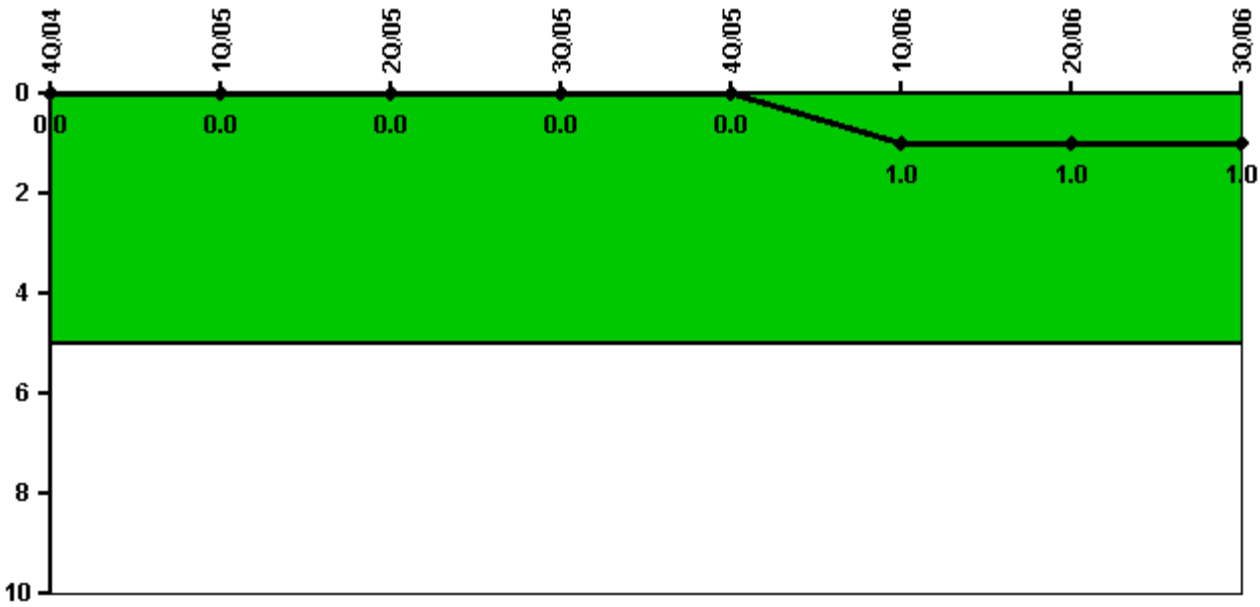
Thresholds: White > 6.0

Notes

Unplanned Power Changes per 7000 Critical Hrs	4Q/04	1Q/05	2Q/05	3Q/05	4Q/05	1Q/06	2Q/06	3Q/06
Unplanned power changes	0	0	0	0	0	0	1.0	0
Critical hours	1560.9	2160.0	2183.0	2208.0	2209.0	1032.3	1724.4	2070.4
Indicator value	0.9	0	0	0	0	0	1.0	1.0

Licensee Comments: none

Safety System Functional Failures (PWR)



Thresholds: White > 5.0

Notes

Safety System Functional Failures (PWR)	4Q/04	1Q/05	2Q/05	3Q/05	4Q/05	1Q/06	2Q/06	3Q/06
Safety System Functional Failures	0	0	0	0	0	1	0	0
Indicator value	0	0	0	0	0	1	1	1

Licensee Comments: none

Mitigating Systems Performance Index, Emergency AC Power System



Thresholds: White > 1.00E-6 Yellow > 1.00E-5 Red > 1.00E-4

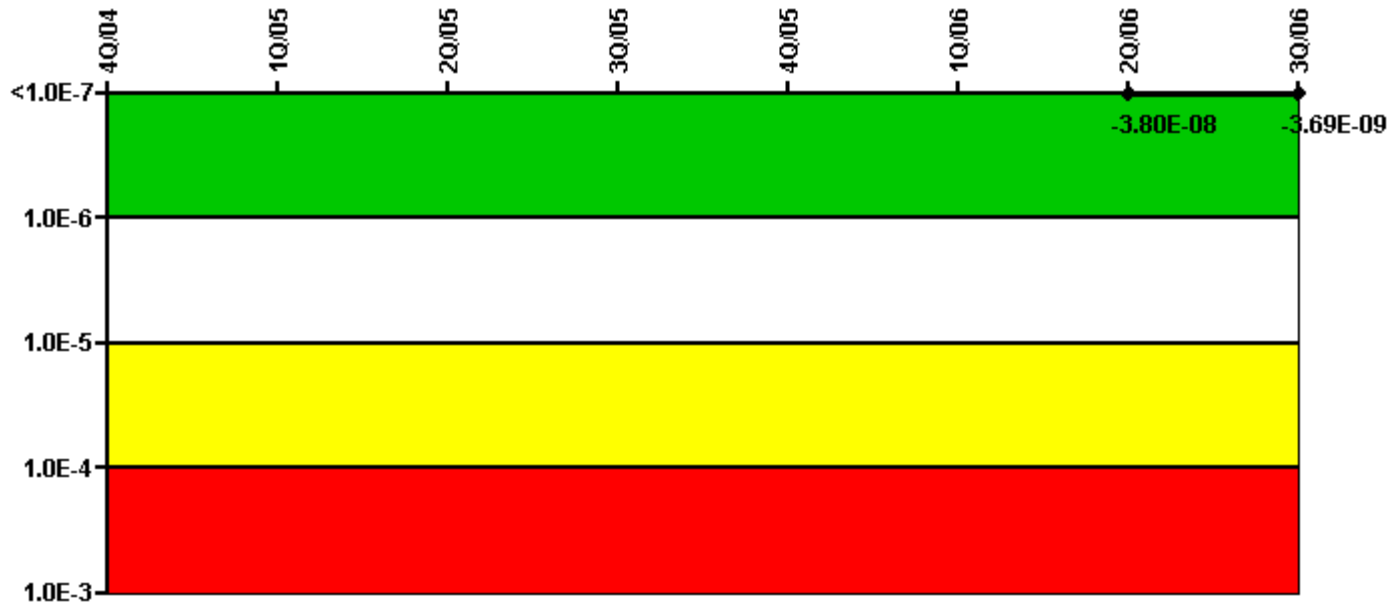
Notes

Mitigating Systems Performance Index, Emergency AC Power System	4Q/04	1Q/05	2Q/05	3Q/05	4Q/05	1Q/06	2Q/06	3Q/06
UAI (Δ CDF)							-9.10E-09	-1.80E-08
URI (Δ CDF)							-7.20E-08	-1.40E-07
PLE							NO	NO
Indicator value							-8.11E-08	-1.58E-07

Licensee Comments:

3Q/06: Changed PRA Parameter(s). PRA model for Beaver Valley Unit 1 was changed effective June 2, 2006.

Mitigating Systems Performance Index, High Pressure Injection System



Thresholds: White > 1.00E-6 Yellow > 1.00E-5 Red > 1.00E-4

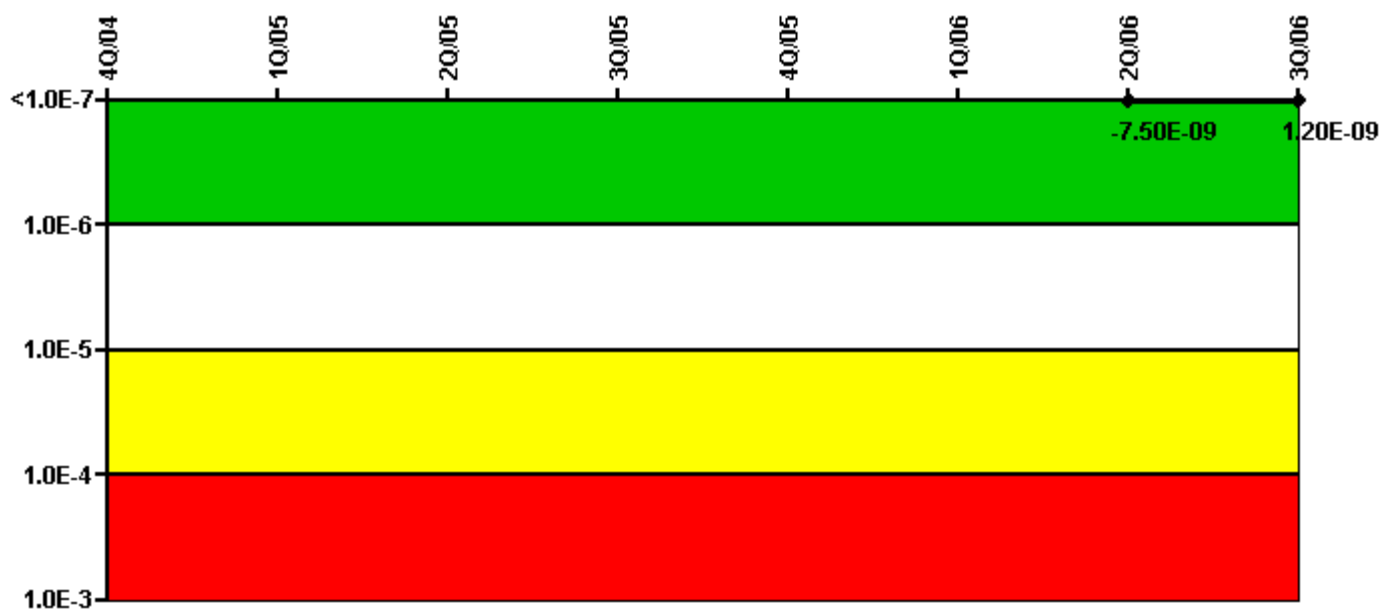
Notes

Mitigating Systems Performance Index, High Pressure Injection System	4Q/04	1Q/05	2Q/05	3Q/05	4Q/05	1Q/06	2Q/06	3Q/06
UAI (Δ CDF)							-7.00E-09	-8.90E-10
URI (Δ CDF)							-3.10E-08	-2.80E-09
PLE							NO	NO
Indicator value							-3.80E-08	-3.69E-09

Licensee Comments:

3Q/06: Changed PRA Parameter(s). PRA model for Beaver Valley Unit 1 was changed effective June 2, 2006.

Mitigating Systems Performance Index, Heat Removal System



Thresholds: White > 1.00E-6 Yellow > 1.00E-5 Red > 1.00E-4

Notes

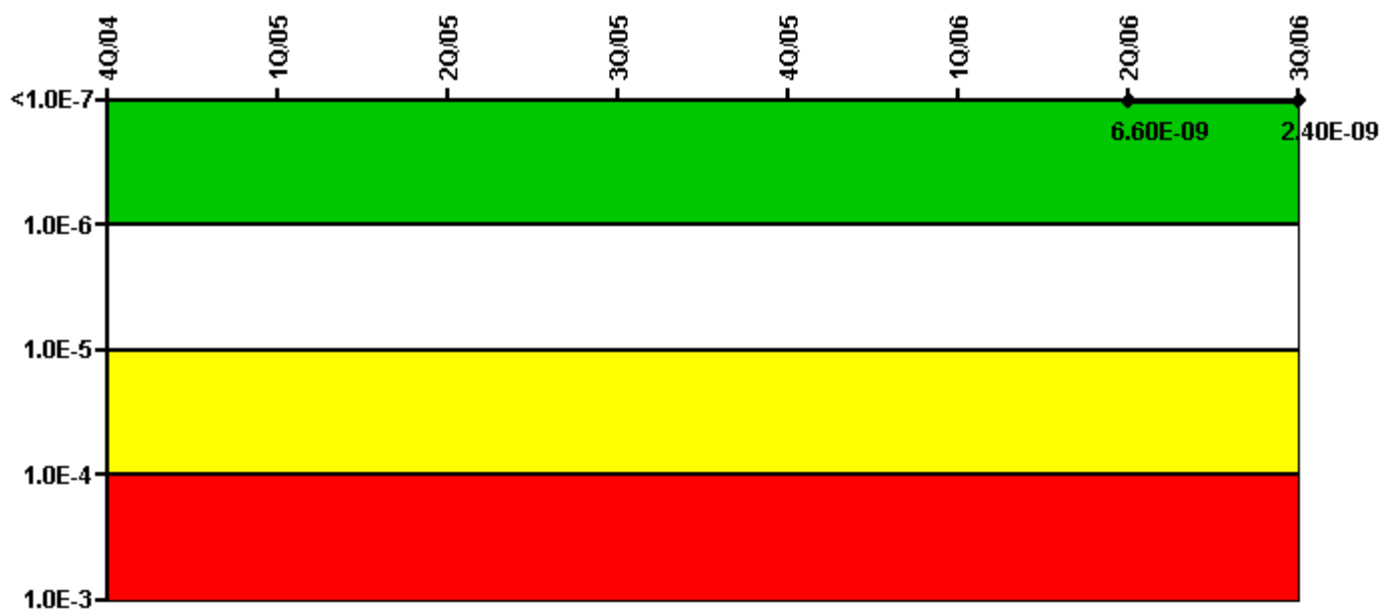
Mitigating Systems Performance Index, Heat Removal System	4Q/04	1Q/05	2Q/05	3Q/05	4Q/05	1Q/06	2Q/06	3Q/06
UAI (Δ CDF)							-3.90E-09	4.60E-09
URI (Δ CDF)							-3.60E-09	-3.40E-09
PLE							NO	NO
Indicator value							-7.50E-09	1.20E-09

Licensee Comments:

3Q/06: Changed PRA Parameter(s). PRA model for Beaver Valley Unit 1 was changed effective June 2, 2006.

2Q/06: Heat Removal System change due to historical demands for operational alignments being counted as actuals vs. estimates (BV CR 06-04770). Heat Removal System change due to 7 operational alignments being incorrectly reported as actual ESF-non test actuations. (BV CR 06-04996)

Mitigating Systems Performance Index, Residual Heat Removal System



Thresholds: White > 1.00E-6 Yellow > 1.00E-5 Red > 1.00E-4

Notes

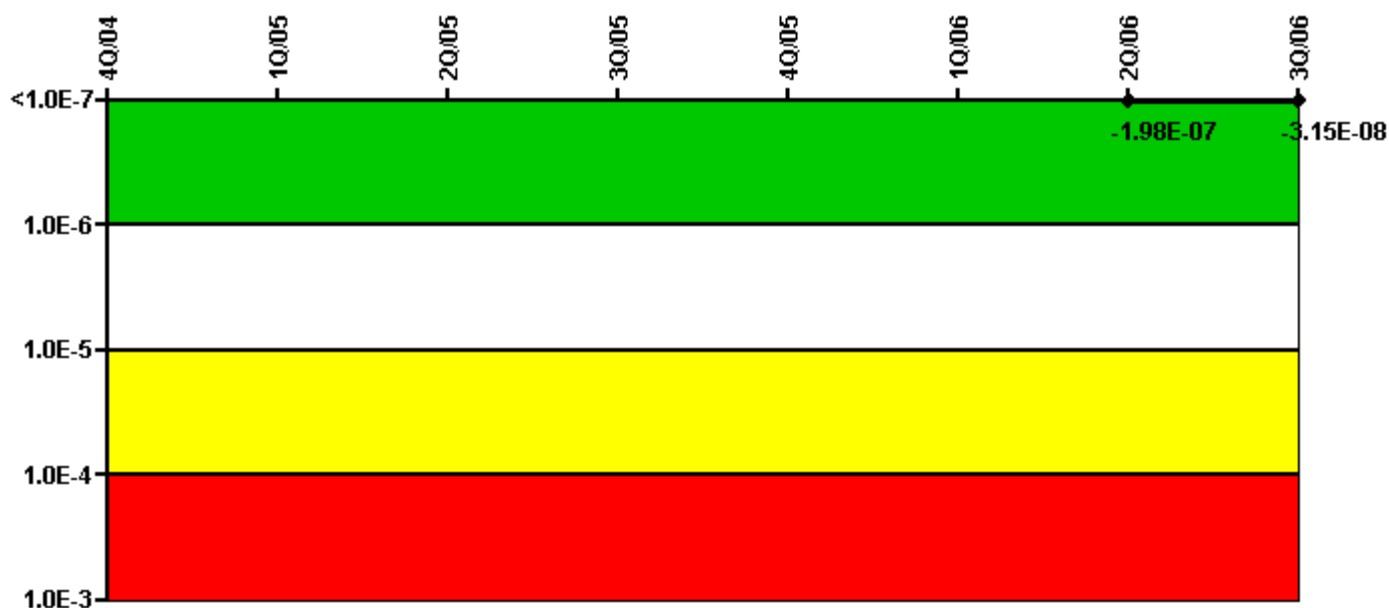
Mitigating Systems Performance Index, Residual Heat Removal System	4Q/04	1Q/05	2Q/05	3Q/05	4Q/05	1Q/06	2Q/06	3Q/06
UAI (Δ CDF)							1.20E-08	4.60E-09
URI (Δ CDF)							-5.40E-09	-2.20E-09
PLE							NO	NO
Indicator value							6.60E-09	2.40E-09

Licensee Comments:

3Q/06: Changed PRA Parameter(s). PRA model for Beaver Valley Unit 1 was changed effective June 2, 2006.

2Q/06: Residual Heat Removal System change due to historical demands for operational alignments being counted as actuals vs. estimates (BV CR 06-04770).

Mitigating Systems Performance Index, Cooling Water Systems



Thresholds: White > 1.00E-6 Yellow > 1.00E-5 Red > 1.00E-4

Notes


Mitigating Systems Performance Index, Cooling Water Systems	4Q/04	1Q/05	2Q/05	3Q/05	4Q/05	1Q/06	2Q/06	3Q/06
UAI (ΔCDF)							-1.70E-07	-3.40E-08
URI (ΔCDF)							-2.80E-08	2.50E-09
PLE							NO	NO
Indicator value							-1.98E-07	-3.15E-08

Licensee Comments:

3Q/06: Changed PRA Parameter(s). PRA model for Beaver Valley Unit 1 was changed effective June 2, 2006.

2Q/06: Cooling Water System change due to historical demands for operational alignments being counted as actuals vs. estimates (BV CR 06-04770).

Reactor Coolant System Activity



Thresholds: White > 50.0 Yellow > 100.0


Notes

Reactor Coolant System Activity	10/04	11/04	12/04	1/05	2/05	3/05	4/05	5/05	6/05	7/05	8/05	9/05
Maximum activity	0.000958	0.000293	0.000296	0.000303	0.000323	0.000334	0.000370	0.000322	0.000359	0.000384	0.000374	0.000404
Technical specification limit	0.1	0.1	0.1	0.1	0.1	0.1	0.1	0.1	0.1	0.1	0.1	0.1
Indicator value	1.0	0.3	0.3	0.3	0.3	0.3	0.4	0.3	0.4	0.4	0.4	0.4

Reactor Coolant System Activity	10/05	11/05	12/05	1/06	2/06	3/06	4/06	5/06	6/06	7/06	8/06	9/06
Maximum activity	0.000426	0.000454	0.000476	0.000677	0.000498	N/A	0.000205	0.000227	0.000223	0.000240	0.000180	0.000265
Technical specification limit	0.1	0.1	0.1	0.1	0.1	0.1	0.1	0.1	0.1	0.1	0.4	0.4
Indicator value	0.4	0.5	0.5	0.7	0.5	N/A	0.2	0.2	0.2	0.2	0.1	0.1

Licensee Comments: none

Reactor Coolant System Leakage



Thresholds: White > 50.0 Yellow > 100.0

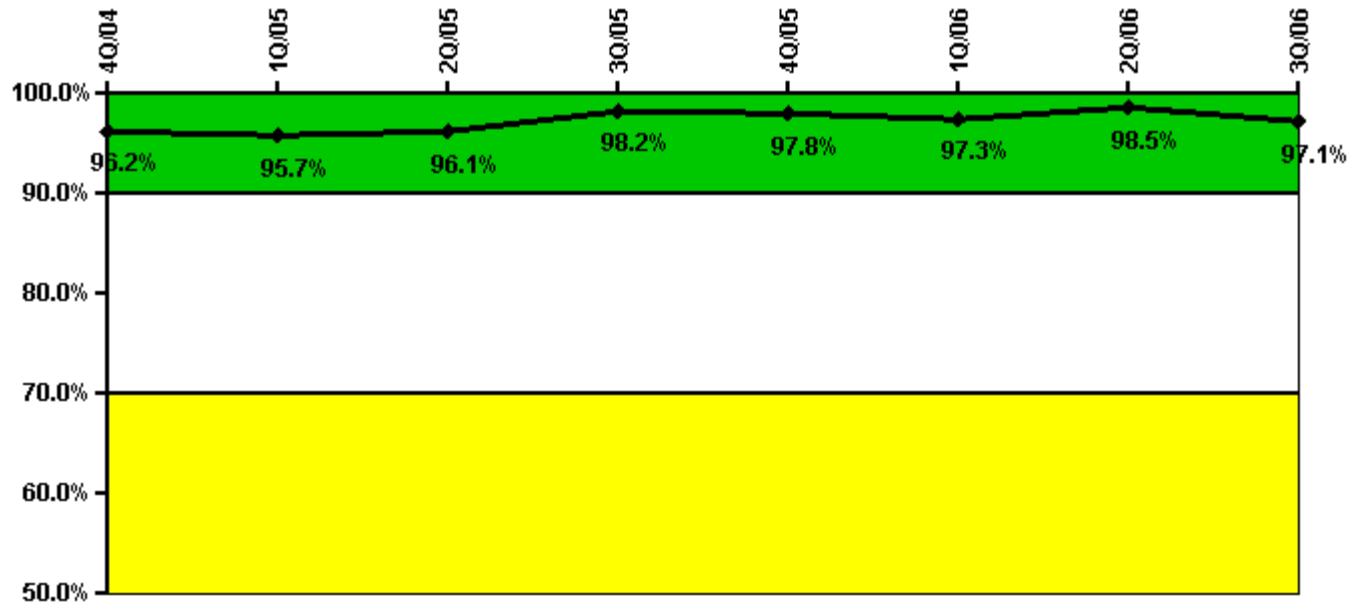
Notes

Reactor Coolant System Leakage	10/04	11/04	12/04	1/05	2/05	3/05	4/05	5/05	6/05	7/05	8/05	9/05
Maximum leakage	0.040	0.060	0.020	0.040	0.030	0.050	0.030	0.040	0.040	0.040	0.030	0.040
Technical specification limit	10.0	10.0	10.0	10.0	10.0	10.0	10.0	10.0	10.0	10.0	10.0	10.0
Indicator value	0.4	0.6	0.2	0.4	0.3	0.5	0.3	0.4	0.4	0.4	0.3	0.4

Reactor Coolant System Leakage	10/05	11/05	12/05	1/06	2/06	3/06	4/06	5/06	6/06	7/06	8/06	9/06
Maximum leakage	0.030	0.060	0.020	0.030	0.010	N/A	0.020	0.070	0.020	0.030	0.030	0.010
Technical specification limit	10.0	10.0	10.0	10.0	10.0	10.0	10.0	10.0	10.0	10.0	10.0	10.0
Indicator value	0.3	0.6	0.2	0.3	0.1	N/A	0.2	0.7	0.2	0.3	0.3	0.1

Licensee Comments: none

Drill/Exercise Performance



Thresholds: White < 90.0% Yellow < 70.0%

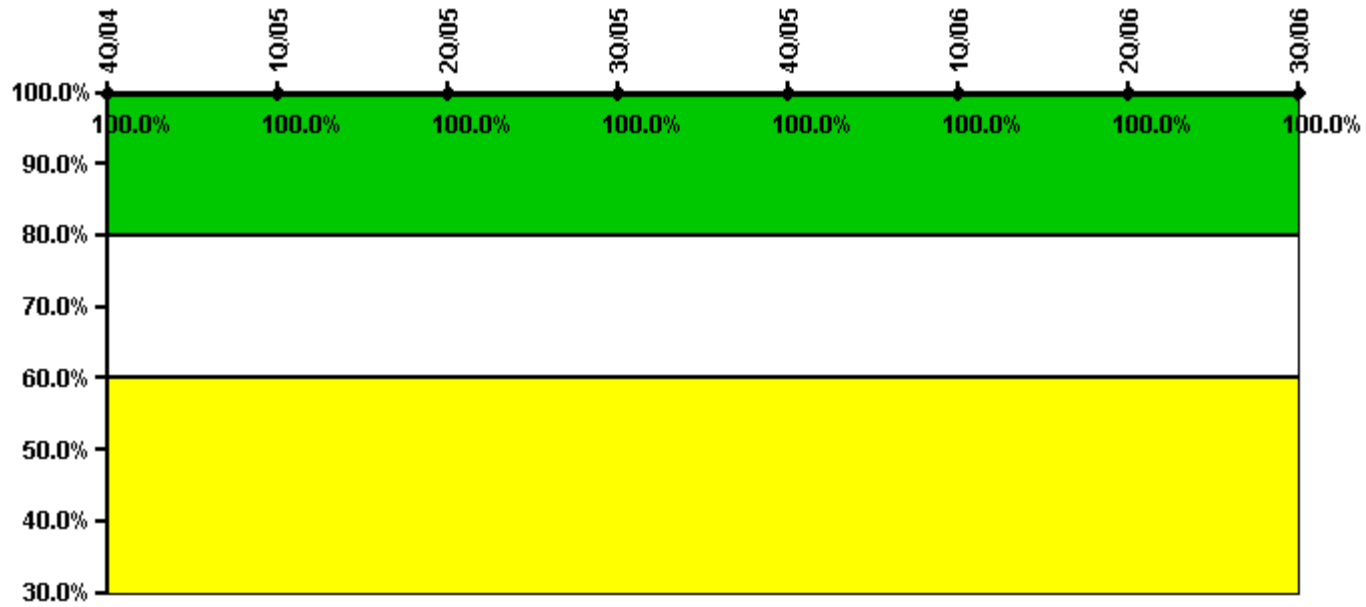
Notes

Drill/Exercise Performance	4Q/04	1Q/05	2Q/05	3Q/05	4Q/05	1Q/06	2Q/06	3Q/06
Successful opportunities	7.0	4.0	11.0	118.0	34.0	12.0	51.0	30.0
Total opportunities	7.0	5.0	11.0	118.0	35.0	13.0	52.0	34.0
Indicator value	96.2%	95.7%	96.1%	98.2%	97.8%	97.3%	98.5%	97.1%

Licensee Comments:

2Q/06: One of the incorrect declarations listed for June is being credited after evaluation by the NRC and FENOC. This item was conservatively reported as a failure until the evaluation was completed.

ERO Drill Participation



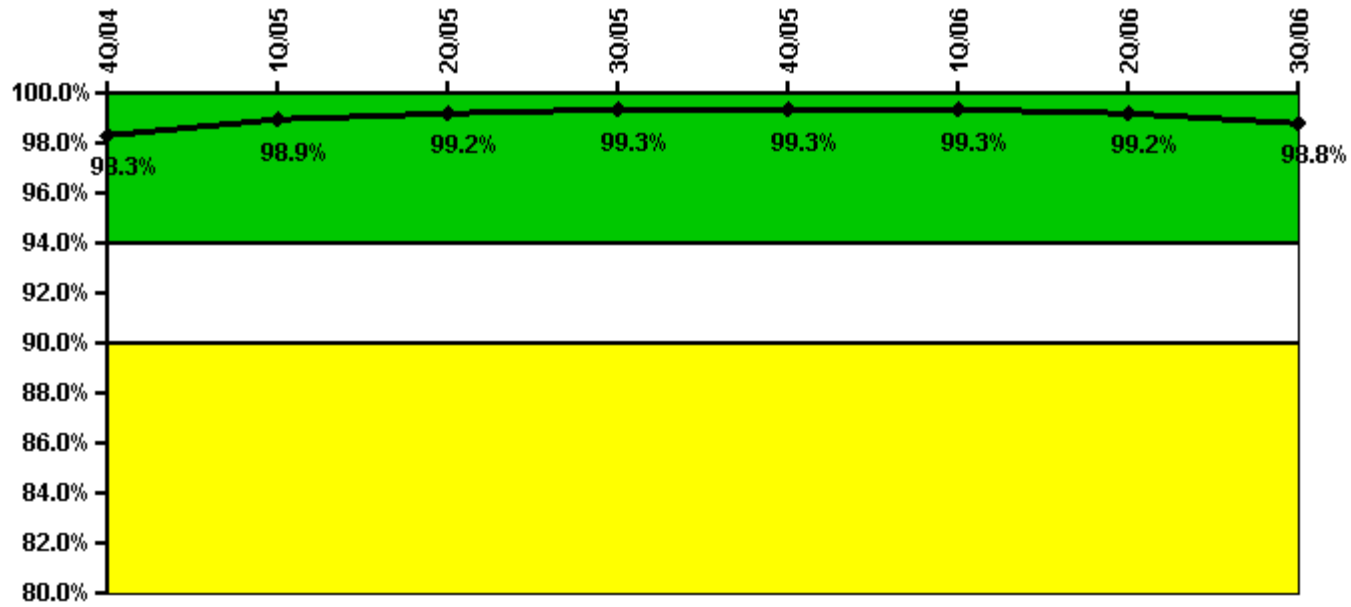
Thresholds: White < 80.0% Yellow < 60.0%

Notes

ERO Drill Participation	4Q/04	1Q/05	2Q/05	3Q/05	4Q/05	1Q/06	2Q/06	3Q/06
Participating Key personnel	125.0	122.0	126.0	126.0	128.0	127.0	122.0	124.0
Total Key personnel	125.0	122.0	126.0	126.0	128.0	127.0	122.0	124.0
Indicator value	100.0%	100.0%	100.0%	100.0%	100.0%	100.0%	100.0%	100.0%

Licensee Comments: none

Alert & Notification System



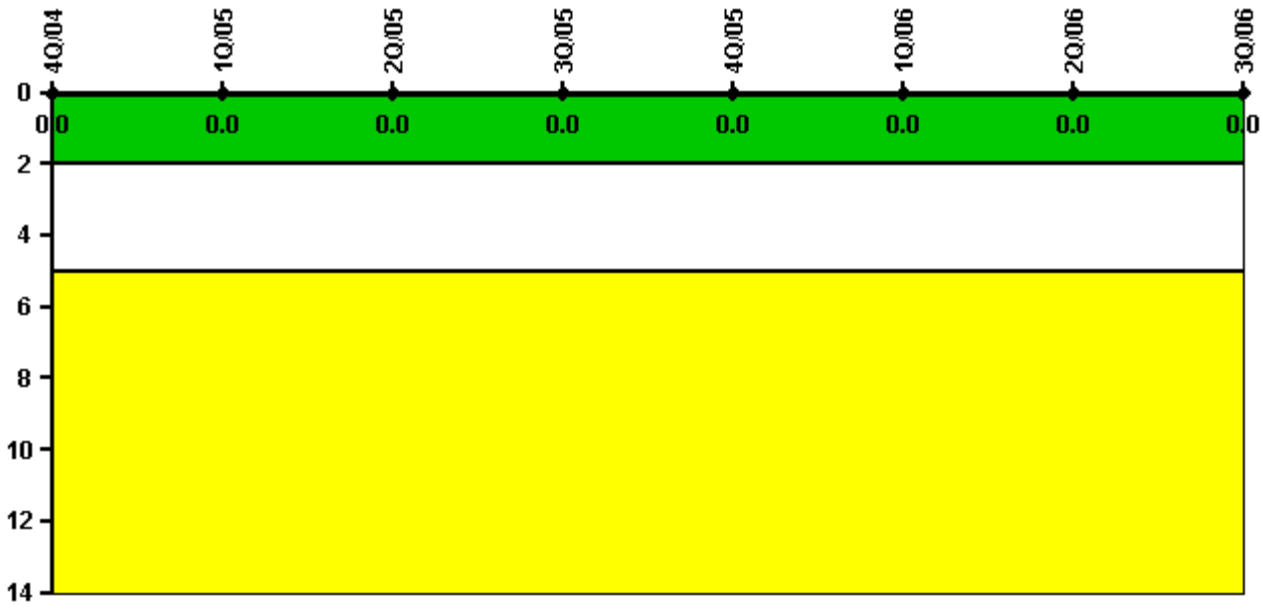
Thresholds: White < 94.0% Yellow < 90.0%

Notes

Alert & Notification System	4Q/04	1Q/05	2Q/05	3Q/05	4Q/05	1Q/06	2Q/06	3Q/06
Successful siren-tests	115	119	119	236	117	119	118	234
Total sirens-tests	117	119	119	238	119	119	119	238
Indicator value	98.3%	98.9%	99.2%	99.3%	99.3%	99.3%	99.2%	98.8%

Licensee Comments: none

Occupational Exposure Control Effectiveness



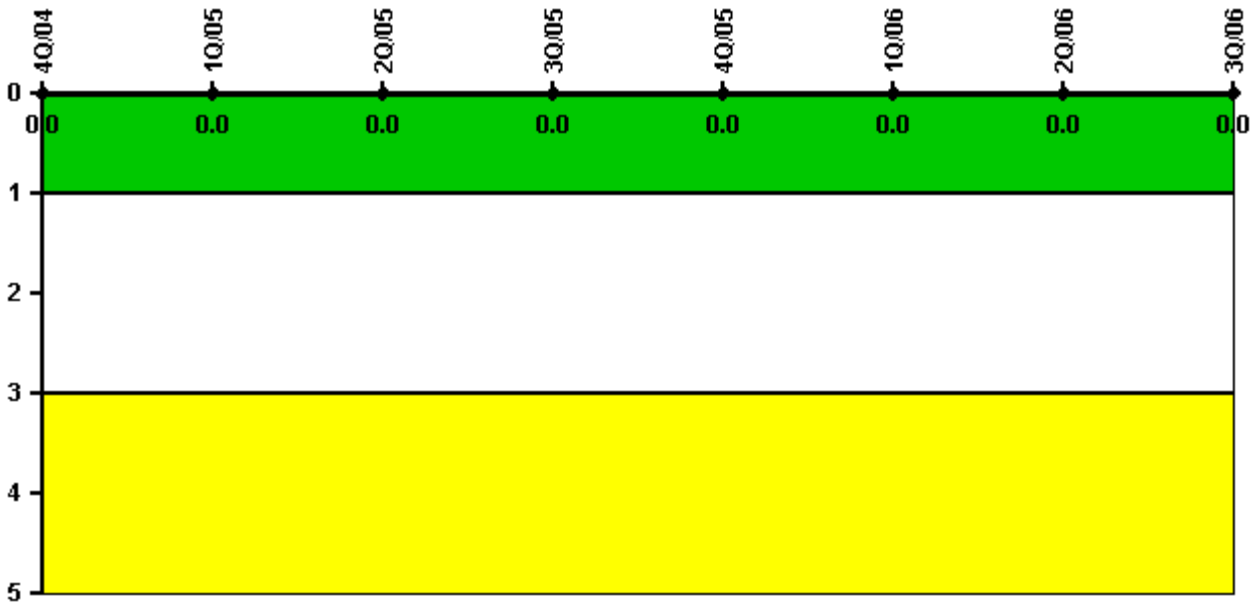
Thresholds: White > 2.0 Yellow > 5.0

Notes

Occupational Exposure Control Effectiveness	4Q/04	1Q/05	2Q/05	3Q/05	4Q/05	1Q/06	2Q/06	3Q/06
High radiation area occurrences	0	0	0	0	0	0	0	0
Very high radiation area occurrences	0	0	0	0	0	0	0	0
Unintended exposure occurrences	0	0	0	0	0	0	0	0
Indicator value	0	0	0	0	0	0	0	0

Licensee Comments: none

RETS/ODCM Radiological Effluent



Thresholds: White > 1.0 Yellow > 3.0

Notes

RETS/ODCM Radiological Effluent	4Q/04	1Q/05	2Q/05	3Q/05	4Q/05	1Q/06	2Q/06	3Q/06
RETS/ODCM occurrences	0	0	0	0	0	0	0	0
Indicator value	0	0	0	0	0	0	0	0

Licensee Comments: none

[Physical Protection](#) information not publicly available.