

South Texas 1

2Q/2006 Performance Indicators

Licensee's General Comments: none

Unplanned Scrams per 7000 Critical Hrs



Thresholds: White > 3.0 Yellow > 6.0 Red > 25.0

Notes

| Unplanned Scrams per 7000 Critical Hrs | 3Q/04 | 4Q/04 | 1Q/05 | 2Q/05 | 3Q/05 | 4Q/05 | 1Q/06 | 2Q/06 |
|--|--------|--------|--------|--------|--------|--------|--------|--------|
| Unplanned scrams | 0 | 0 | 0 | 0 | 0 | 0 | 0 | 0 |
| Critical hours | 2208.0 | 2209.0 | 1608.5 | 1851.6 | 2208.0 | 2209.0 | 2160.0 | 2183.0 |
| Indicator value | 0.8 | 0.8 | 0 | 0 | 0 | 0 | 0 | 0 |

Licensee Comments: none

Scrams with Loss of Normal Heat Removal



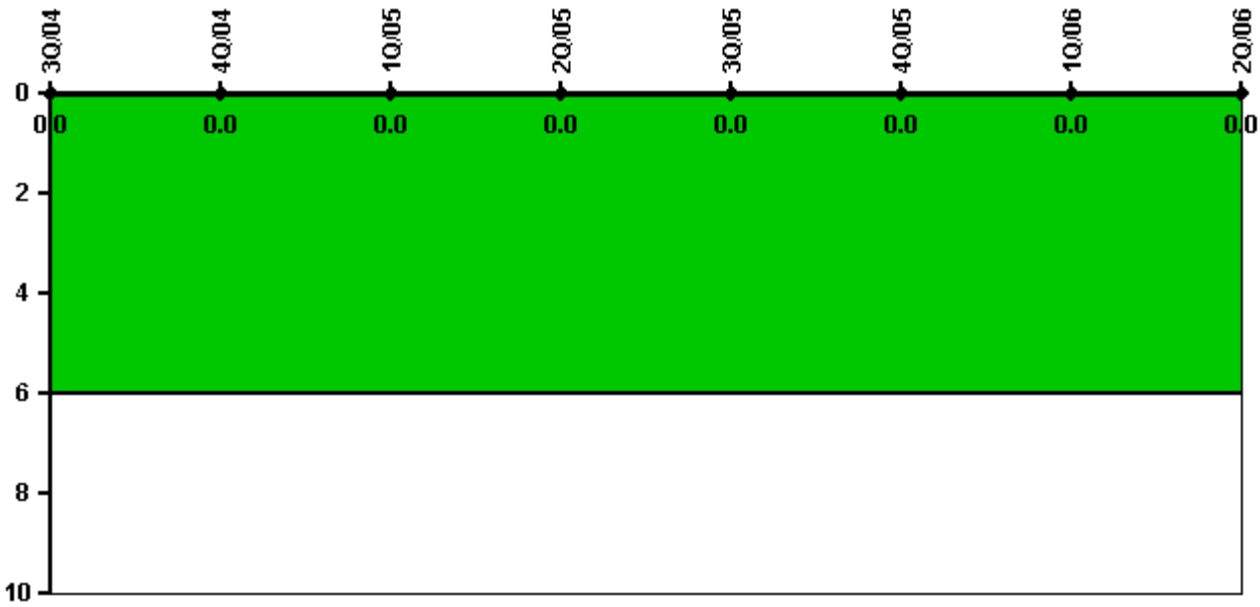
Thresholds: White > 2.0 Yellow > 10.0 Red > 20.0

Notes

| Scrams with Loss of Normal Heat Removal | 3Q/04 | 4Q/04 | 1Q/05 | 2Q/05 | 3Q/05 | 4Q/05 | 1Q/06 | 2Q/06 |
|---|-------|-------|-------|-------|-------|-------|-------|-------|
| Scrams | 0 | 0 | 0 | 0 | 0 | 0 | 0 | 0 |
| Indicator value | 0 | 0 | 0 | 0 | 0 | 0 | 0 | 0 |

Licensee Comments: none

Unplanned Power Changes per 7000 Critical Hrs



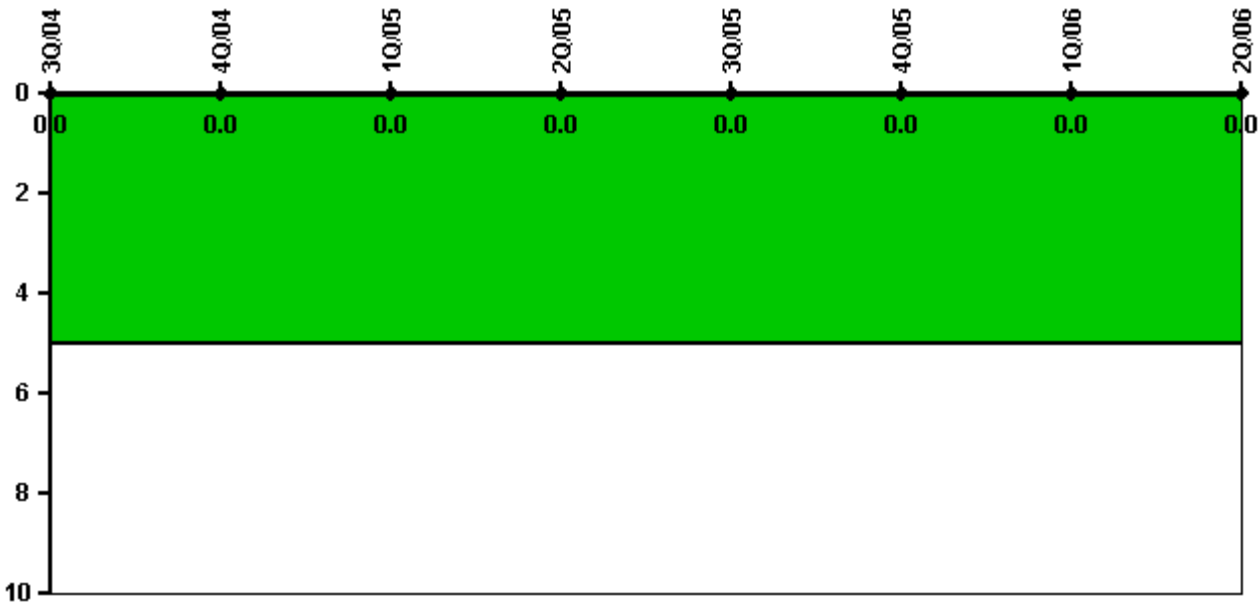
Thresholds: White > 6.0

Notes

| Unplanned Power Changes per 7000 Critical Hrs | 3Q/04 | 4Q/04 | 1Q/05 | 2Q/05 | 3Q/05 | 4Q/05 | 1Q/06 | 2Q/06 |
|---|--------|--------|--------|--------|--------|--------|--------|--------|
| Unplanned power changes | 0 | 0 | 0 | 0 | 0 | 0 | 0 | 0 |
| Critical hours | 2208.0 | 2209.0 | 1608.5 | 1851.6 | 2208.0 | 2209.0 | 2160.0 | 2183.0 |
| Indicator value | 0 | 0 | 0 | 0 | 0 | 0 | 0 | 0 |

Licensee Comments: none

Safety System Functional Failures (PWR)



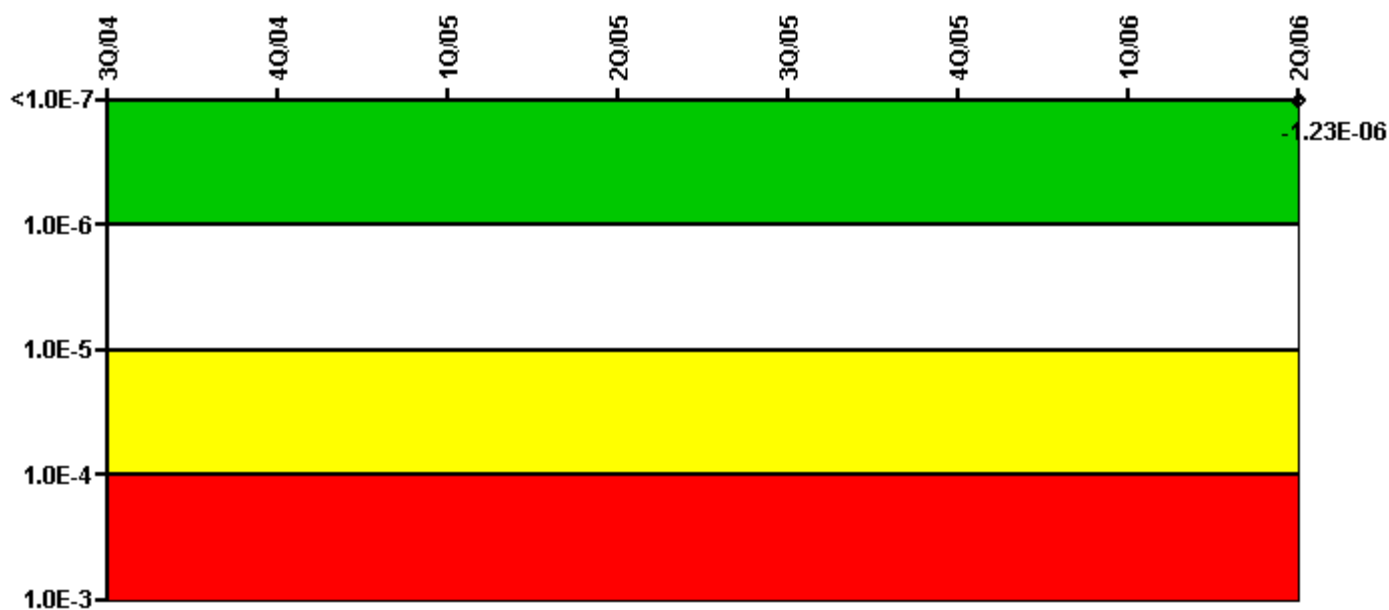
Thresholds: White > 5.0

Notes

| Safety System Functional Failures (PWR) | 3Q/04 | 4Q/04 | 1Q/05 | 2Q/05 | 3Q/05 | 4Q/05 | 1Q/06 | 2Q/06 |
|---|-------|-------|-------|-------|-------|-------|-------|-------|
| Safety System Functional Failures | 0 | 0 | 0 | 0 | 0 | 0 | 0 | 0 |
| Indicator value | 0 | 0 | 0 | 0 | 0 | 0 | 0 | 0 |

Licensee Comments: none

Mitigating Systems Performance Index, Emergency AC Power System



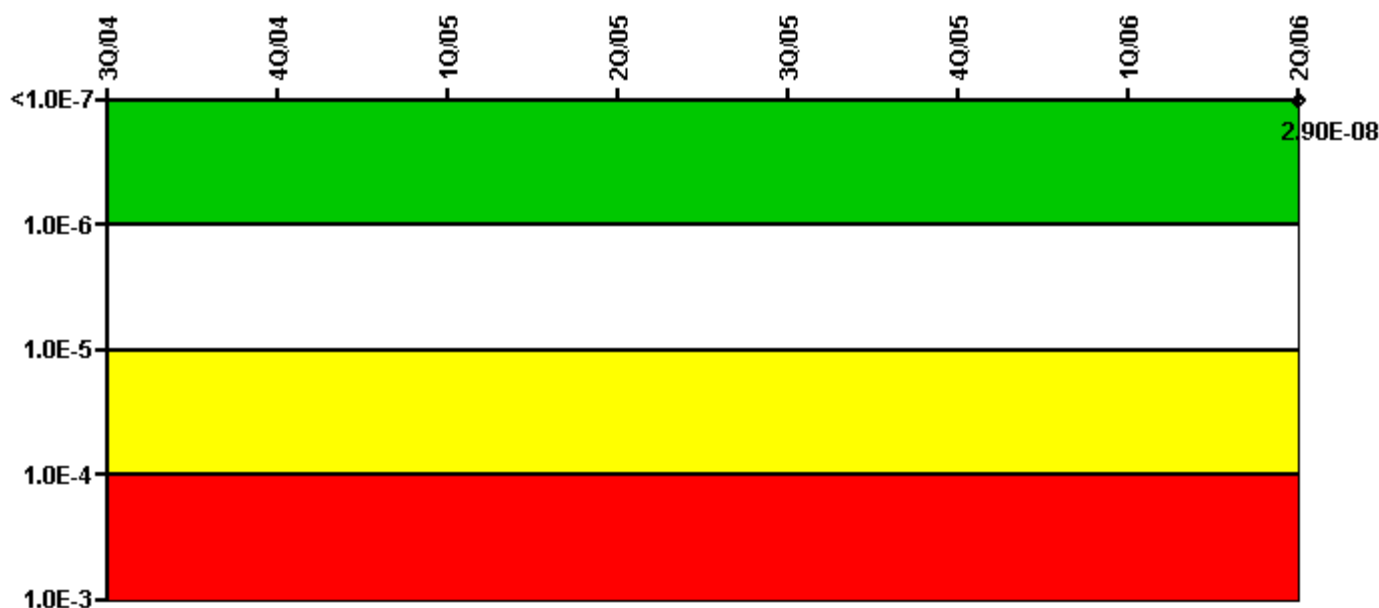
Thresholds: White > 1.00E-6 Yellow > 1.00E-5 Red > 1.00E-4

Notes

| Mitigating Systems Performance Index, Emergency AC Power System | 3Q/04 | 4Q/04 | 1Q/05 | 2Q/05 | 3Q/05 | 4Q/05 | 1Q/06 | 2Q/06 |
|---|-------|-------|-------|-------|-------|-------|-------|-----------|
| UAI (ΔCDF) | | | | | | | | -1.30E-07 |
| URI (ΔCDF) | | | | | | | | -1.10E-06 |
| PLE | | | | | | | | NO |
| Indicator value | | | | | | | | -1.23E-06 |

Licensee Comments: none

Mitigating Systems Performance Index, High Pressure Injection System



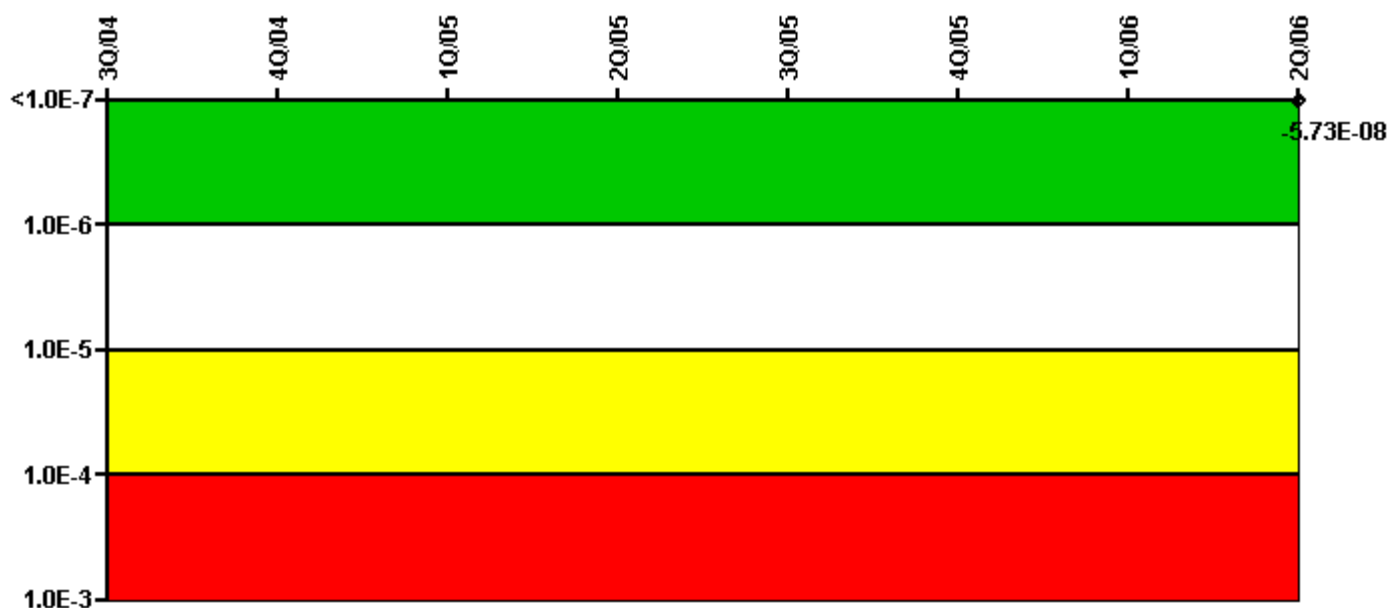
Thresholds: White > 1.00E-6 Yellow > 1.00E-5 Red > 1.00E-4

Notes

| Mitigating Systems Performance Index, High Pressure Injection System | 3Q/04 | 4Q/04 | 1Q/05 | 2Q/05 | 3Q/05 | 4Q/05 | 1Q/06 | 2Q/06 |
|--|-------|-------|-------|-------|-------|-------|-------|-----------|
| UAI (ΔCDF) | | | | | | | | 5.90E-08 |
| URI (ΔCDF) | | | | | | | | -3.00E-08 |
| PLE | | | | | | | | NO |
| Indicator value | | | | | | | | 2.90E-08 |

Licensee Comments: none

Mitigating Systems Performance Index, Heat Removal System



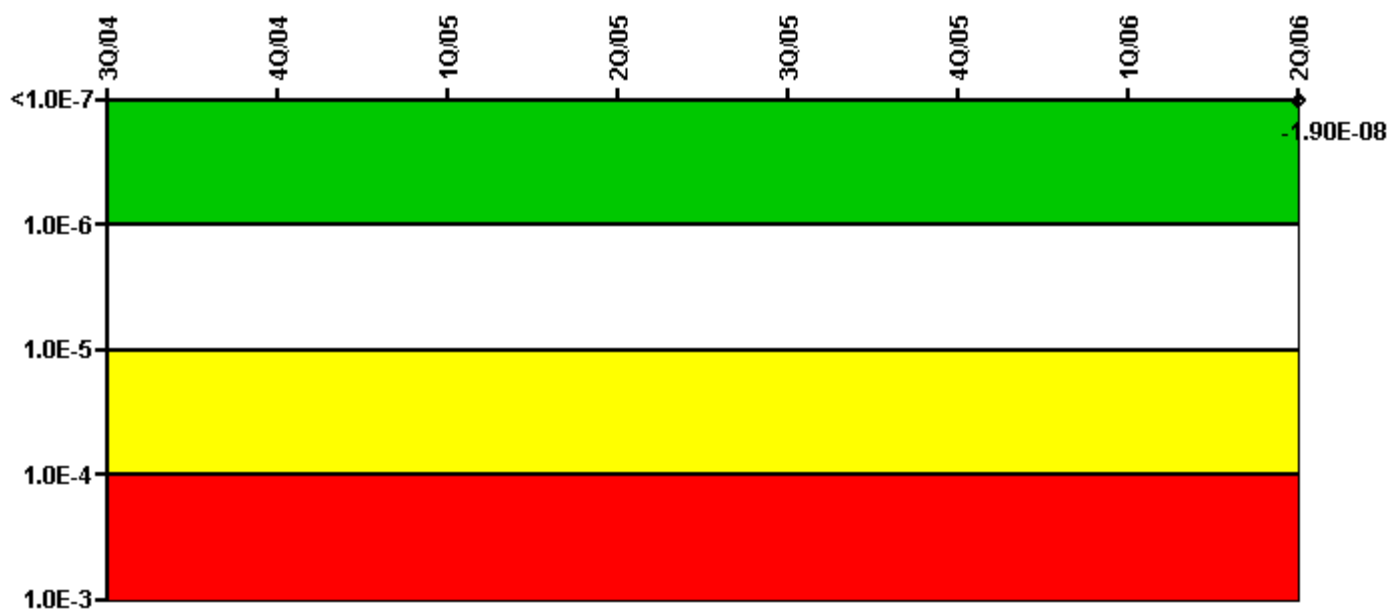
Thresholds: White > 1.00E-6 Yellow > 1.00E-5 Red > 1.00E-4

Notes

| Mitigating Systems Performance Index, Heat Removal System | 3Q/04 | 4Q/04 | 1Q/05 | 2Q/05 | 3Q/05 | 4Q/05 | 1Q/06 | 2Q/06 |
|---|-------|-------|-------|-------|-------|-------|-------|-----------|
| UAI (ΔCDF) | | | | | | | | -6.50E-08 |
| URI (ΔCDF) | | | | | | | | 7.70E-09 |
| PLE | | | | | | | | NO |
| Indicator value | | | | | | | | -5.73E-08 |

Licensee Comments: none

Mitigating Systems Performance Index, Residual Heat Removal System



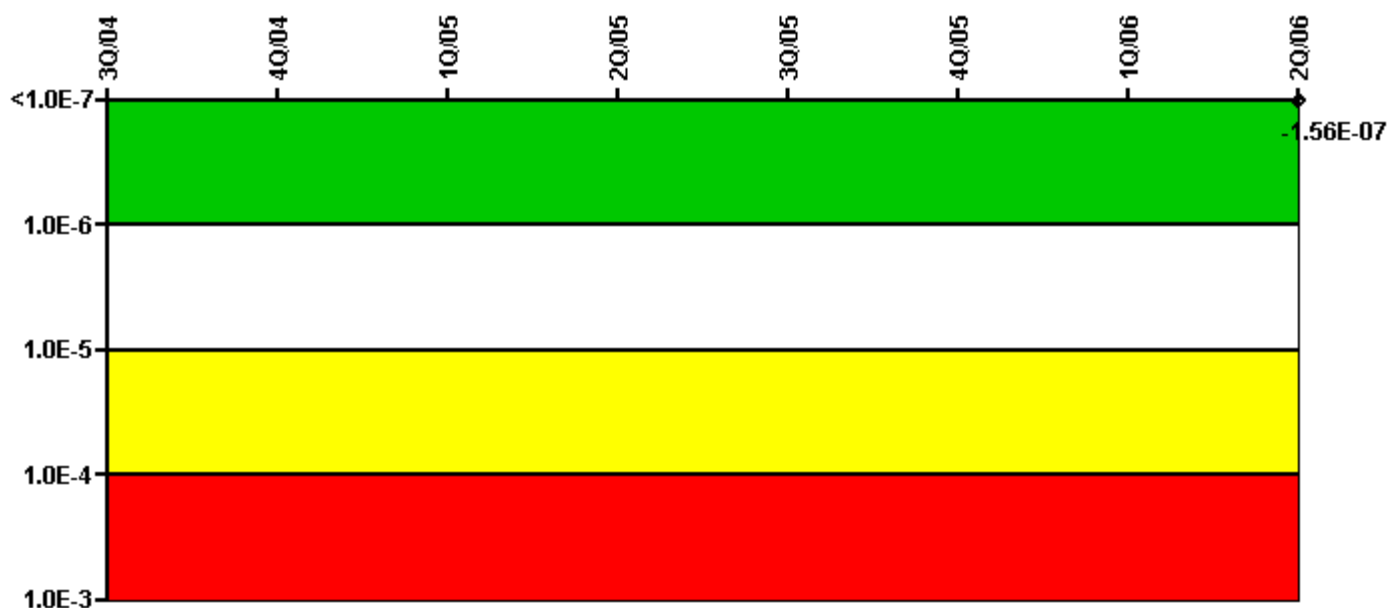
Thresholds: White > 1.00E-6 Yellow > 1.00E-5 Red > 1.00E-4

Notes

| Mitigating Systems Performance Index, Residual Heat Removal System | 3Q/04 | 4Q/04 | 1Q/05 | 2Q/05 | 3Q/05 | 4Q/05 | 1Q/06 | 2Q/06 |
|--|-------|-------|-------|-------|-------|-------|-------|-----------|
| UAI (ΔCDF) | | | | | | | | -1.00E-08 |
| URI (ΔCDF) | | | | | | | | -9.00E-09 |
| PLE | | | | | | | | NO |
| Indicator value | | | | | | | | -1.90E-08 |

Licensee Comments: none

Mitigating Systems Performance Index, Cooling Water Systems



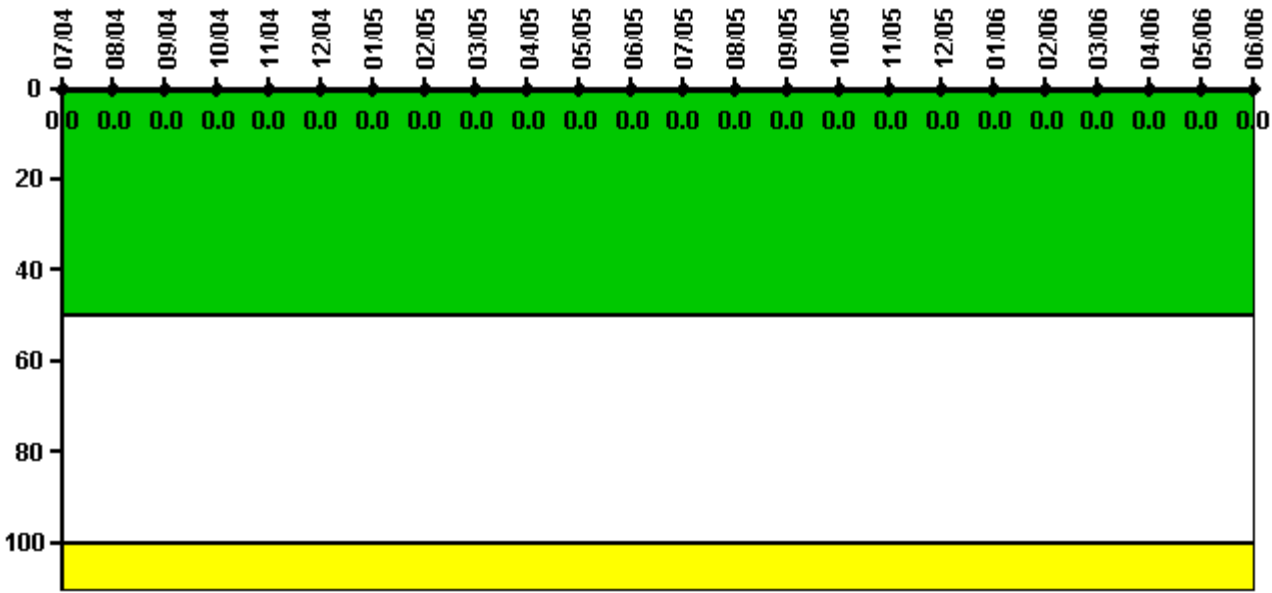
Thresholds: White > 1.00E-6 Yellow > 1.00E-5 Red > 1.00E-4

Notes

| Mitigating Systems Performance Index, Cooling Water Systems | 3Q/04 | 4Q/04 | 1Q/05 | 2Q/05 | 3Q/05 | 4Q/05 | 1Q/06 | 2Q/06 |
|---|-------|-------|-------|-------|-------|-------|-------|-----------|
| UAI (ΔCDF) | | | | | | | | -3.60E-08 |
| URI (ΔCDF) | | | | | | | | -1.20E-07 |
| PLE | | | | | | | | NO |
| Indicator value | | | | | | | | -1.56E-07 |

Licensee Comments: none

Reactor Coolant System Activity



Thresholds: White > 50.0 Yellow > 100.0

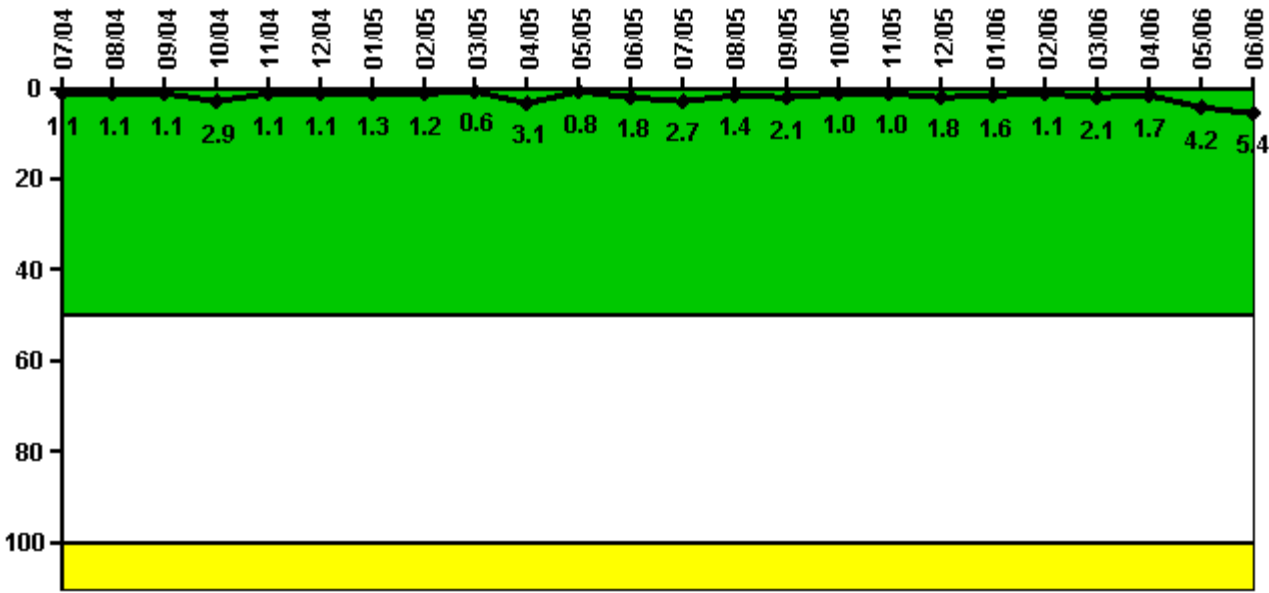
Notes

| Reactor Coolant System Activity | 7/04 | 8/04 | 9/04 | 10/04 | 11/04 | 12/04 | 1/05 | 2/05 | 3/05 | 4/05 | 5/05 | 6/05 |
|---------------------------------|----------|----------|----------|----------|----------|----------|----------|----------|----------|----------|----------|----------|
| Maximum activity | 0.000077 | 0.000068 | 0.000080 | 0.000074 | 0.000071 | 0.000064 | 0.000070 | 0.000068 | 0.000055 | 0.000041 | 0.000042 | 0.000044 |
| Technical specification limit | 1.0 | 1.0 | 1.0 | 1.0 | 1.0 | 1.0 | 1.0 | 1.0 | 1.0 | 1.0 | 1.0 | 1.0 |
| Indicator value | 0 | 0 | 0 | 0 | 0 | 0 | 0 | 0 | 0 | 0 | 0 | 0 |

| Reactor Coolant System Activity | 7/05 | 8/05 | 9/05 | 10/05 | 11/05 | 12/05 | 1/06 | 2/06 | 3/06 | 4/06 | 5/06 | 6/06 |
|---------------------------------|----------|----------|----------|----------|----------|----------|----------|----------|----------|----------|----------|----------|
| Maximum activity | 0.000048 | 0.000051 | 0.000056 | 0.000049 | 0.000052 | 0.000050 | 0.000056 | 0.000058 | 0.000060 | 0.000059 | 0.000062 | 0.000071 |
| Technical specification limit | 1.0 | 1.0 | 1.0 | 1.0 | 1.0 | 1.0 | 1.0 | 1.0 | 1.0 | 1.0 | 1.0 | 1.0 |
| Indicator value | 0 | 0 | 0 | 0 | 0 | 0 | 0 | 0 | 0 | 0 | 0 | 0 |

Licensee Comments: none

Reactor Coolant System Leakage



Thresholds: White > 50.0 Yellow > 100.0

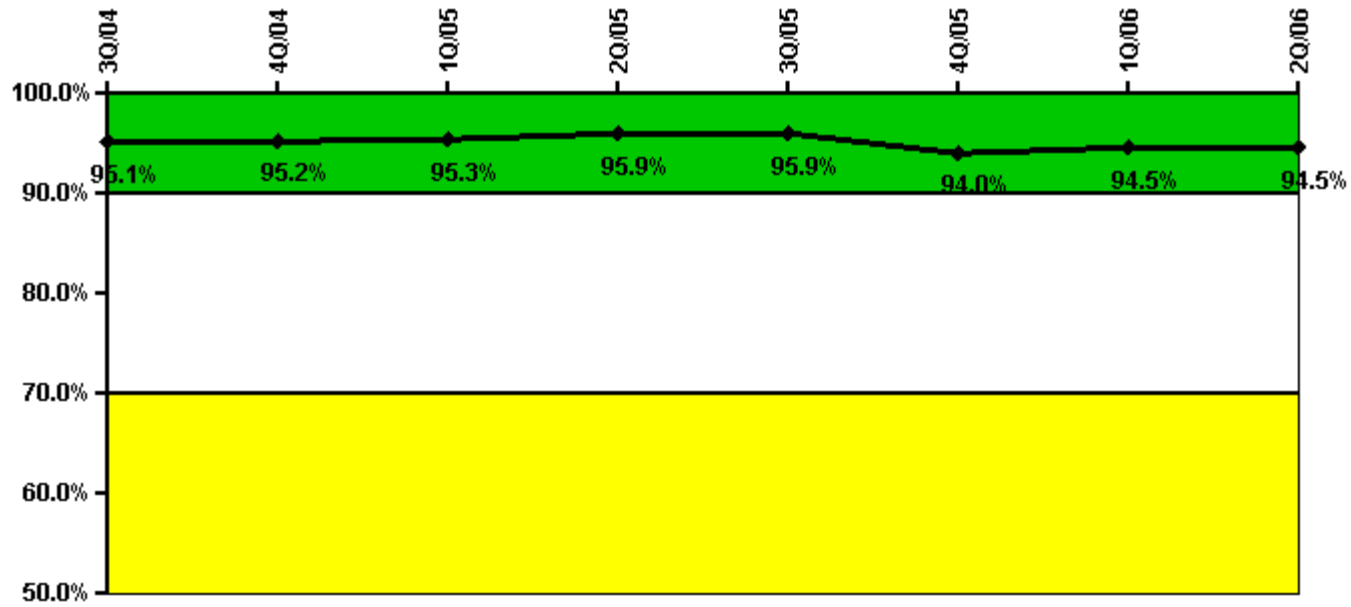
Notes

| Reactor Coolant System Leakage | 7/04 | 8/04 | 9/04 | 10/04 | 11/04 | 12/04 | 1/05 | 2/05 | 3/05 | 4/05 | 5/05 | 6/05 |
|--------------------------------|-------|-------|-------|-------|-------|-------|-------|-------|-------|-------|-------|-------|
| Maximum leakage | 0.112 | 0.114 | 0.113 | 0.290 | 0.114 | 0.112 | 0.125 | 0.122 | 0.064 | 0.310 | 0.076 | 0.180 |
| Technical specification limit | 10.0 | 10.0 | 10.0 | 10.0 | 10.0 | 10.0 | 10.0 | 10.0 | 10.0 | 10.0 | 10.0 | 10.0 |
| Indicator value | 1.1 | 1.1 | 1.1 | 2.9 | 1.1 | 1.1 | 1.3 | 1.2 | 0.6 | 3.1 | 0.8 | 1.8 |

| Reactor Coolant System Leakage | 7/05 | 8/05 | 9/05 | 10/05 | 11/05 | 12/05 | 1/06 | 2/06 | 3/06 | 4/06 | 5/06 | 6/06 |
|--------------------------------|-------|-------|-------|-------|-------|-------|-------|-------|-------|-------|-------|-------|
| Maximum leakage | 0.267 | 0.143 | 0.207 | 0.101 | 0.103 | 0.184 | 0.158 | 0.108 | 0.210 | 0.171 | 0.421 | 0.536 |
| Technical specification limit | 10.0 | 10.0 | 10.0 | 10.0 | 10.0 | 10.0 | 10.0 | 10.0 | 10.0 | 10.0 | 10.0 | 10.0 |
| Indicator value | 2.7 | 1.4 | 2.1 | 1.0 | 1.0 | 1.8 | 1.6 | 1.1 | 2.1 | 1.7 | 4.2 | 5.4 |

Licensee Comments: none

Drill/Exercise Performance



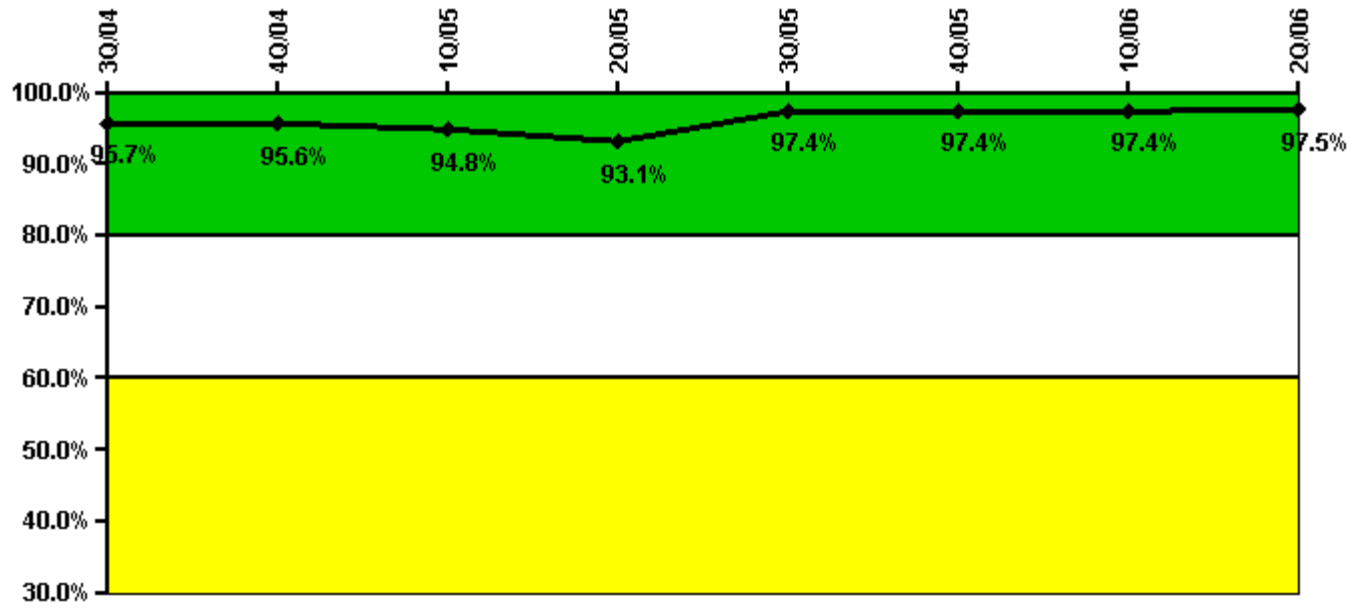
Thresholds: White < 90.0% Yellow < 70.0%

Notes

| Drill/Exercise Performance | 3Q/04 | 4Q/04 | 1Q/05 | 2Q/05 | 3Q/05 | 4Q/05 | 1Q/06 | 2Q/06 |
|----------------------------|-------|-------|-------|-------|-------|-------|-------|-------|
| Successful opportunities | 23.0 | 6.0 | 10.0 | 39.0 | 56.0 | 127.0 | 59.0 | 93.0 |
| Total opportunities | 24.0 | 6.0 | 10.0 | 42.0 | 60.0 | 138.0 | 60.0 | 97.0 |
| Indicator value | 95.1% | 95.2% | 95.3% | 95.9% | 95.9% | 94.0% | 94.5% | 94.5% |

Licensee Comments: none

ERO Drill Participation



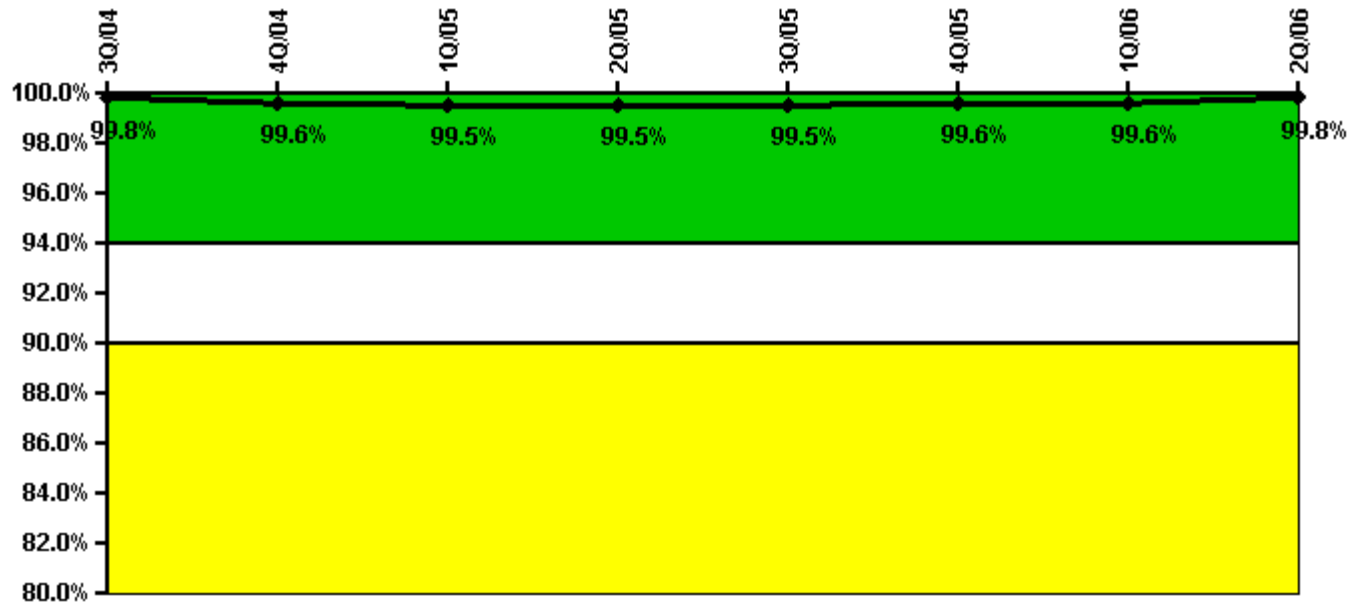
Thresholds: White < 80.0% Yellow < 60.0%

Notes

| ERO Drill Participation | 3Q/04 | 4Q/04 | 1Q/05 | 2Q/05 | 3Q/05 | 4Q/05 | 1Q/06 | 2Q/06 |
|-----------------------------|-------|-------|-------|-------|-------|-------|-------|-------|
| Participating Key personnel | 110.0 | 109.0 | 109.0 | 108.0 | 113.0 | 114.0 | 114.0 | 119.0 |
| Total Key personnel | 115.0 | 114.0 | 115.0 | 116.0 | 116.0 | 117.0 | 117.0 | 122.0 |
| Indicator value | 95.7% | 95.6% | 94.8% | 93.1% | 97.4% | 97.4% | 97.4% | 97.5% |

Licensee Comments: none

Alert & Notification System



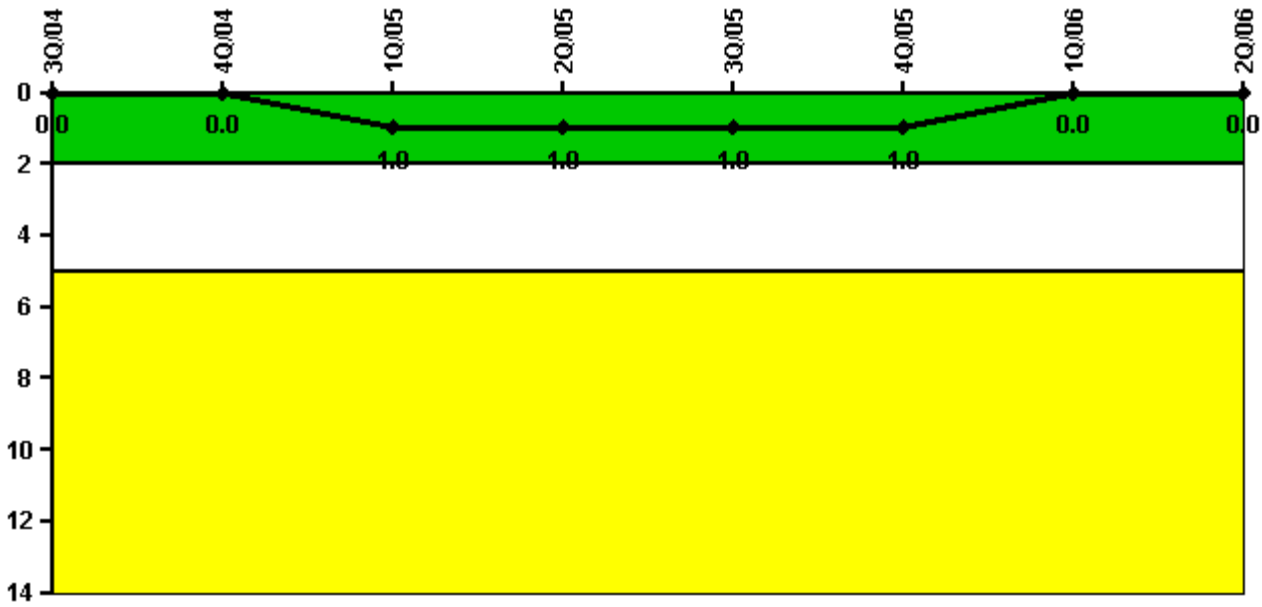
Thresholds: White < 94.0% Yellow < 90.0%

Notes

| Alert & Notification System | 3Q/04 | 4Q/04 | 1Q/05 | 2Q/05 | 3Q/05 | 4Q/05 | 1Q/06 | 2Q/06 |
|-----------------------------|-------|-------|-------|-------|-------|-------|-------|-------|
| Successful siren-tests | 192 | 222 | 191 | 223 | 192 | 223 | 191 | 224 |
| Total sirens-tests | 192 | 224 | 192 | 224 | 192 | 224 | 192 | 224 |
| Indicator value | 99.8% | 99.6% | 99.5% | 99.5% | 99.5% | 99.6% | 99.6% | 99.8% |

Licensee Comments: none

Occupational Exposure Control Effectiveness



Thresholds: White > 2.0 Yellow > 5.0

Notes

| Occupational Exposure Control Effectiveness | 3Q/04 | 4Q/04 | 1Q/05 | 2Q/05 | 3Q/05 | 4Q/05 | 1Q/06 | 2Q/06 |
|---|----------|----------|----------|----------|----------|----------|----------|----------|
| High radiation area occurrences | 0 | 0 | 1 | 0 | 0 | 0 | 0 | 0 |
| Very high radiation area occurrences | 0 | 0 | 0 | 0 | 0 | 0 | 0 | 0 |
| Unintended exposure occurrences | 0 | 0 | 0 | 0 | 0 | 0 | 0 | 0 |
| Indicator value | 0 | 0 | 1 | 1 | 1 | 1 | 0 | 0 |

Licensee Comments: none

RETS/ODCM Radiological Effluent



Thresholds: White > 1.0 Yellow > 3.0

Notes

| RETS/ODCM Radiological Effluent | 3Q/04 | 4Q/04 | 1Q/05 | 2Q/05 | 3Q/05 | 4Q/05 | 1Q/06 | 2Q/06 |
|---------------------------------|-------|-------|-------|-------|-------|-------|-------|-------|
| RETS/ODCM occurrences | 0 | 0 | 0 | 0 | 0 | 0 | 0 | 0 |
| Indicator value | 0 | 0 | 0 | 0 | 0 | 0 | 0 | 0 |

Licensee Comments: none

[Physical Protection](#) information not publicly available.

▲ [Action Matrix Summary](#) | [Inspection Findings Summary](#) | [PI Summary](#) | [Reactor Oversight Process](#)

Last Modified: August 2, 2006