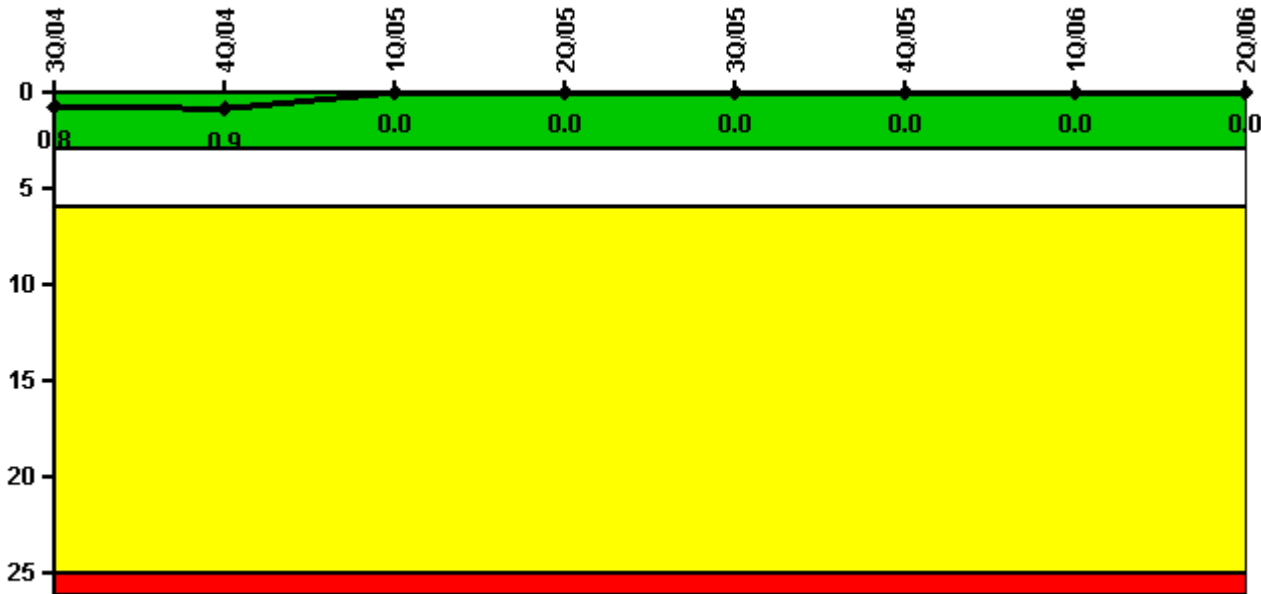


Farley 1

2Q/2006 Performance Indicators

Licensee's General Comments: none

Unplanned Scrams per 7000 Critical Hrs



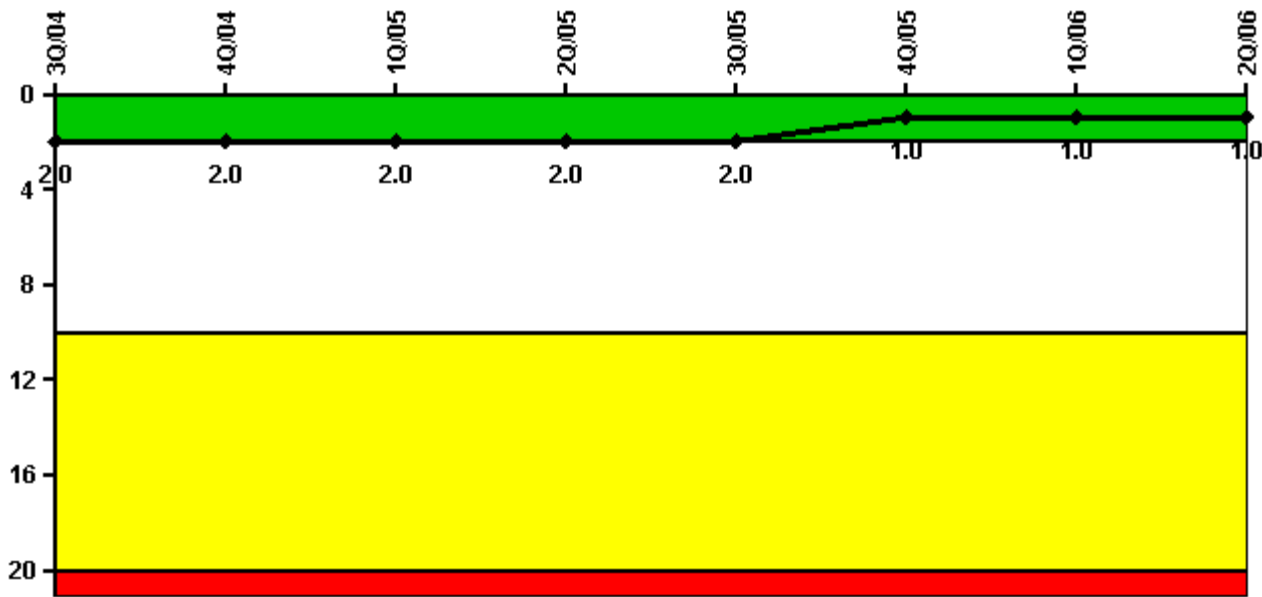
Thresholds: White > 3.0 Yellow > 6.0 Red > 25.0

Notes

Unplanned Scrams per 7000 Critical Hrs	3Q/04	4Q/04	1Q/05	2Q/05	3Q/05	4Q/05	1Q/06	2Q/06
Unplanned scrams	0	0	0	0	0	0	0	0
Critical hours	2208.0	1160.8	2160.0	2148.3	2208.0	2209.0	2160.0	1085.0
Indicator value	0.8	0.9	0	0	0	0	0	0

Licensee Comments: none

Scrams with Loss of Normal Heat Removal



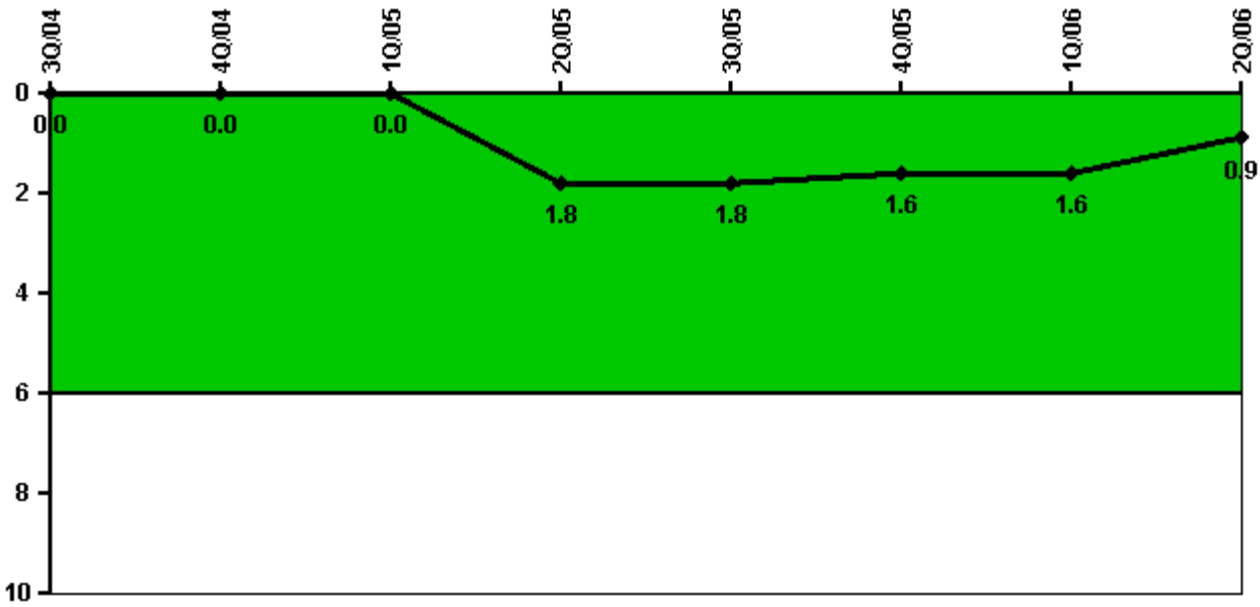
Thresholds: White > 2.0 Yellow > 10.0 Red > 20.0

Notes

Scrams with Loss of Normal Heat Removal	3Q/04	4Q/04	1Q/05	2Q/05	3Q/05	4Q/05	1Q/06	2Q/06
Scrams	0	0	0	0	0	0	0	0
Indicator value	2.0	2.0	2.0	2.0	2.0	1.0	1.0	1.0

Licensee Comments: none

Unplanned Power Changes per 7000 Critical Hrs



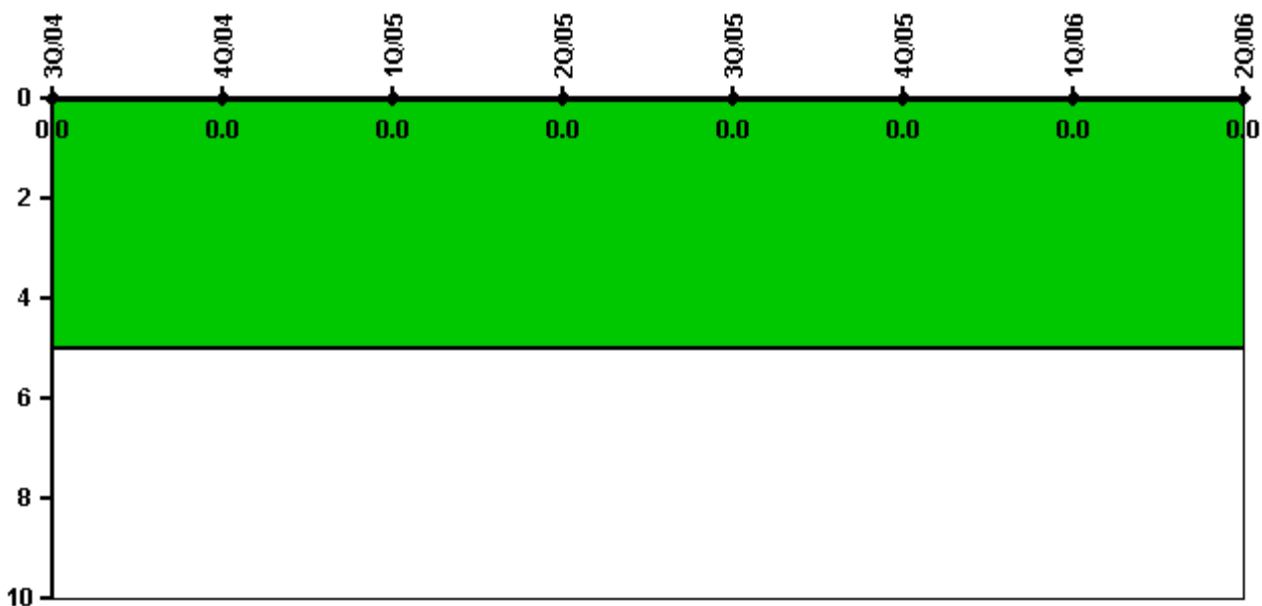
Thresholds: White > 6.0

Notes

Unplanned Power Changes per 7000 Critical Hrs	3Q/04	4Q/04	1Q/05	2Q/05	3Q/05	4Q/05	1Q/06	2Q/06
Unplanned power changes	0	0	0	2.0	0	0	0	1.0
Critical hours	2208.0	1160.8	2160.0	2148.3	2208.0	2209.0	2160.0	1085.0
Indicator value	0	0	0	1.8	1.8	1.6	1.6	0.9

Licensee Comments: none

Safety System Functional Failures (PWR)



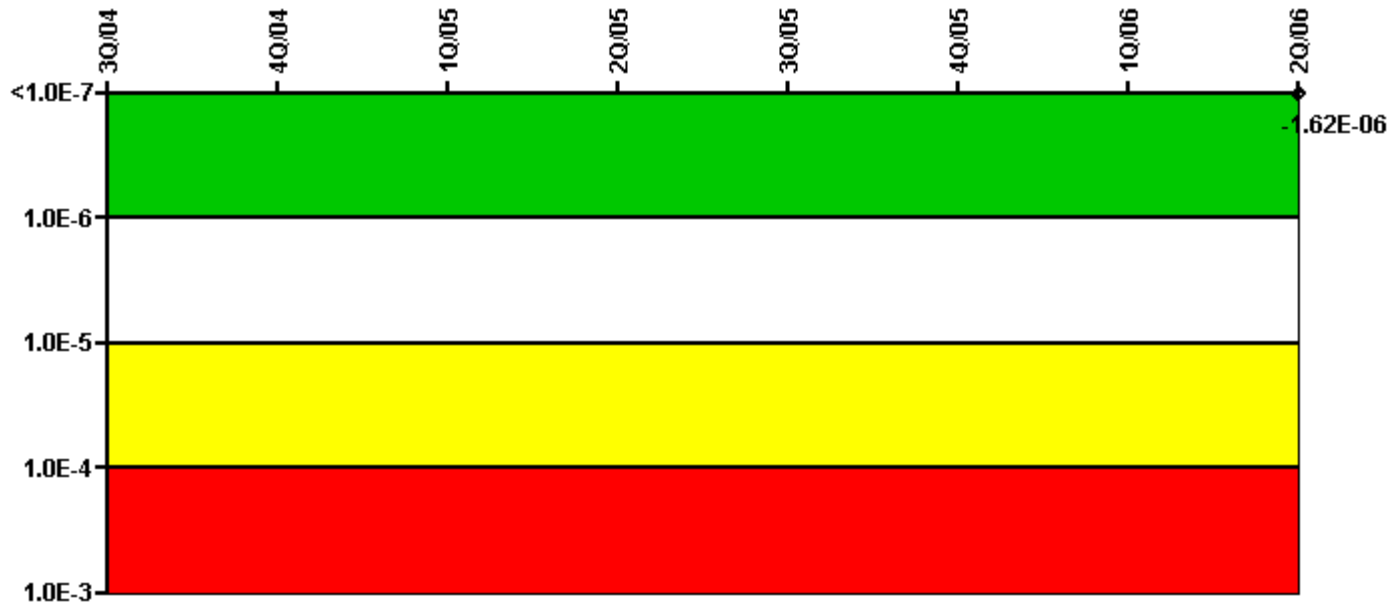
Thresholds: White > 5.0

Notes

Safety System Functional Failures (PWR)	3Q/04	4Q/04	1Q/05	2Q/05	3Q/05	4Q/05	1Q/06	2Q/06
Safety System Functional Failures	0	0	0	0	0	0	0	0
Indicator value	0	0	0	0	0	0	0	0

Licensee Comments: none

Mitigating Systems Performance Index, Emergency AC Power System



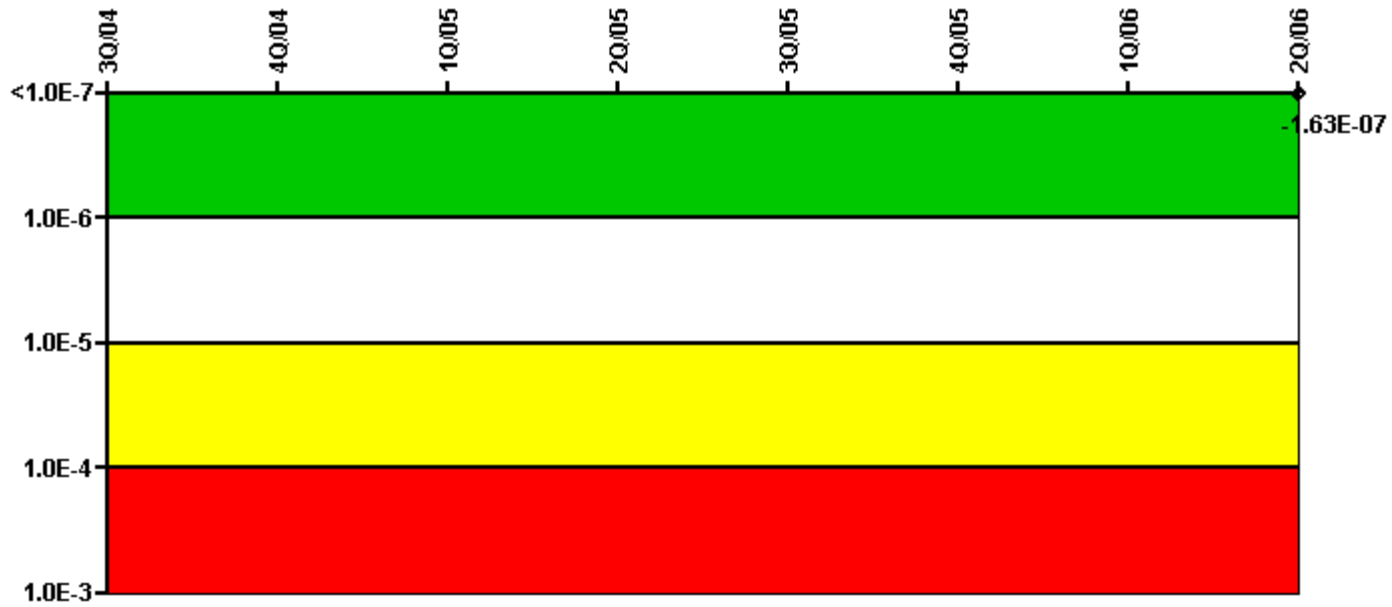
Thresholds: White > 1.00E-6 Yellow > 1.00E-5 Red > 1.00E-4

Notes

Mitigating Systems Performance Index, Emergency AC Power System	3Q/04	4Q/04	1Q/05	2Q/05	3Q/05	4Q/05	1Q/06	2Q/06
UAI (ΔCDF)								4.80E-07
URI (ΔCDF)								-2.10E-06
PLE								NO
Indicator value								-1.62E-06

Licensee Comments: none

Mitigating Systems Performance Index, High Pressure Injection System



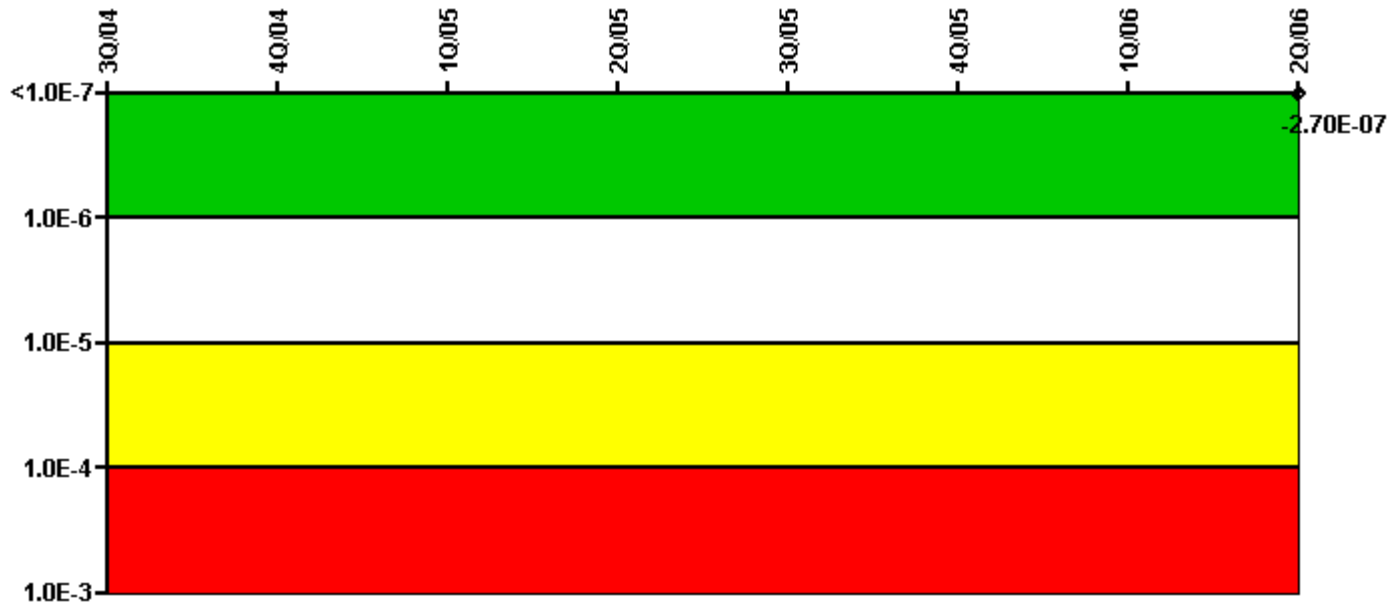
Thresholds: White > 1.00E-6 Yellow > 1.00E-5 Red > 1.00E-4

Notes

Mitigating Systems Performance Index, High Pressure Injection System	3Q/04	4Q/04	1Q/05	2Q/05	3Q/05	4Q/05	1Q/06	2Q/06
UAI (Δ CDF)								-8.50E-08
URI (Δ CDF)								-7.80E-08
PLE								NO
Indicator value								-1.63E-07

Licensee Comments: none

Mitigating Systems Performance Index, Heat Removal System



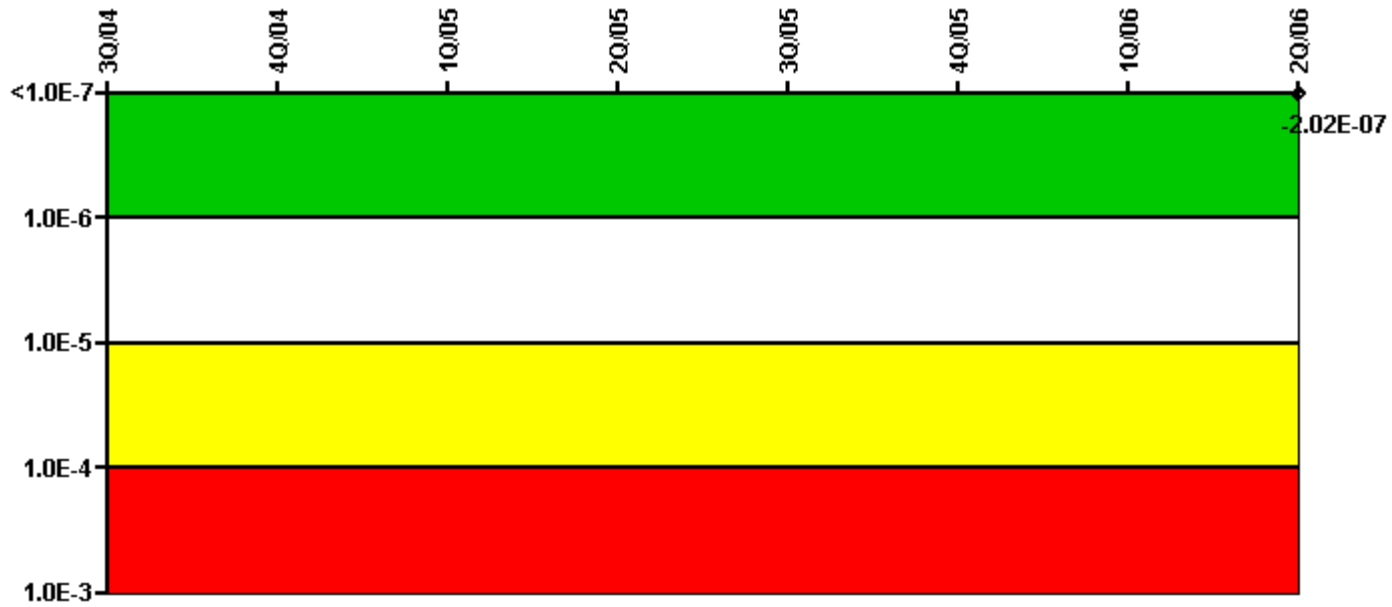
Thresholds: White > 1.00E-6 Yellow > 1.00E-5 Red > 1.00E-4

Notes

Mitigating Systems Performance Index, Heat Removal System	3Q/04	4Q/04	1Q/05	2Q/05	3Q/05	4Q/05	1Q/06	2Q/06
UAI (ΔCDF)								3.90E-07
URI (ΔCDF)								-6.60E-07
PLE								NO
Indicator value								-2.70E-07

Licensee Comments: none

Mitigating Systems Performance Index, Residual Heat Removal System



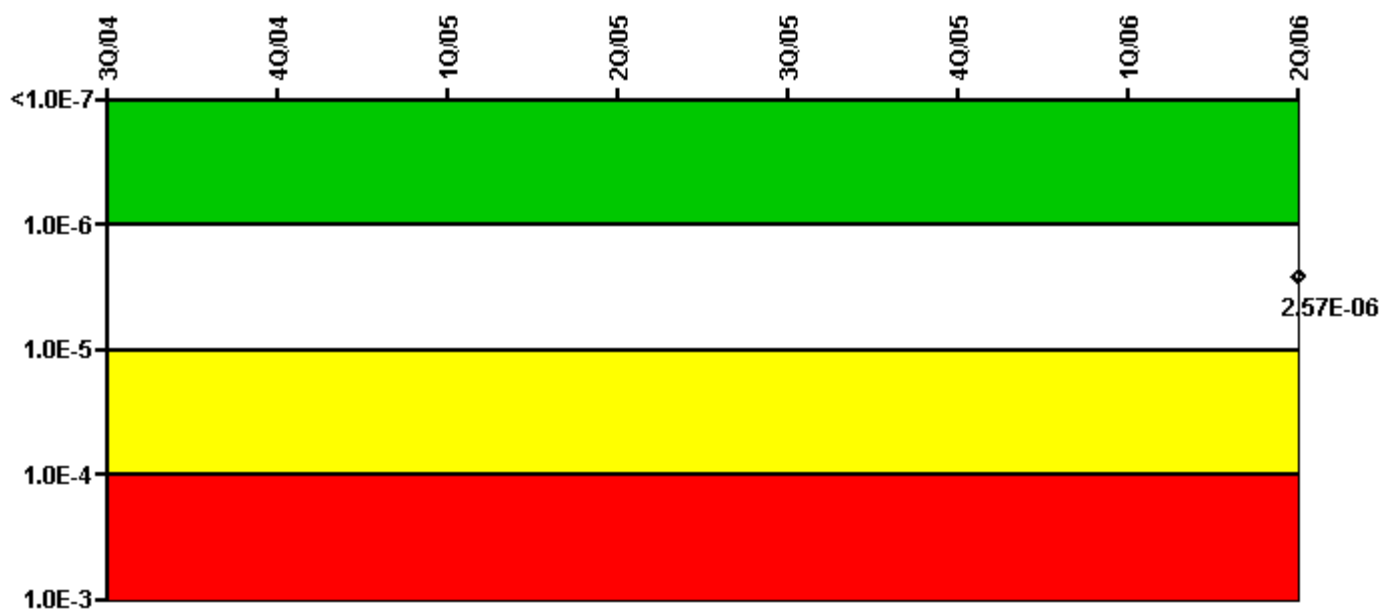
Thresholds: White > $1.00E-6$ Yellow > $1.00E-5$ Red > $1.00E-4$

Notes

Mitigating Systems Performance Index, Residual Heat Removal System	3Q/04	4Q/04	1Q/05	2Q/05	3Q/05	4Q/05	1Q/06	2Q/06
UAI (Δ CDF)								9.80E-08
URI (Δ CDF)								-3.00E-07
PLE								NO
Indicator value								-2.02E-07

Licensee Comments: none

Mitigating Systems Performance Index, Cooling Water Systems



Thresholds: White > 1.00E-6 Yellow > 1.00E-5 Red > 1.00E-4

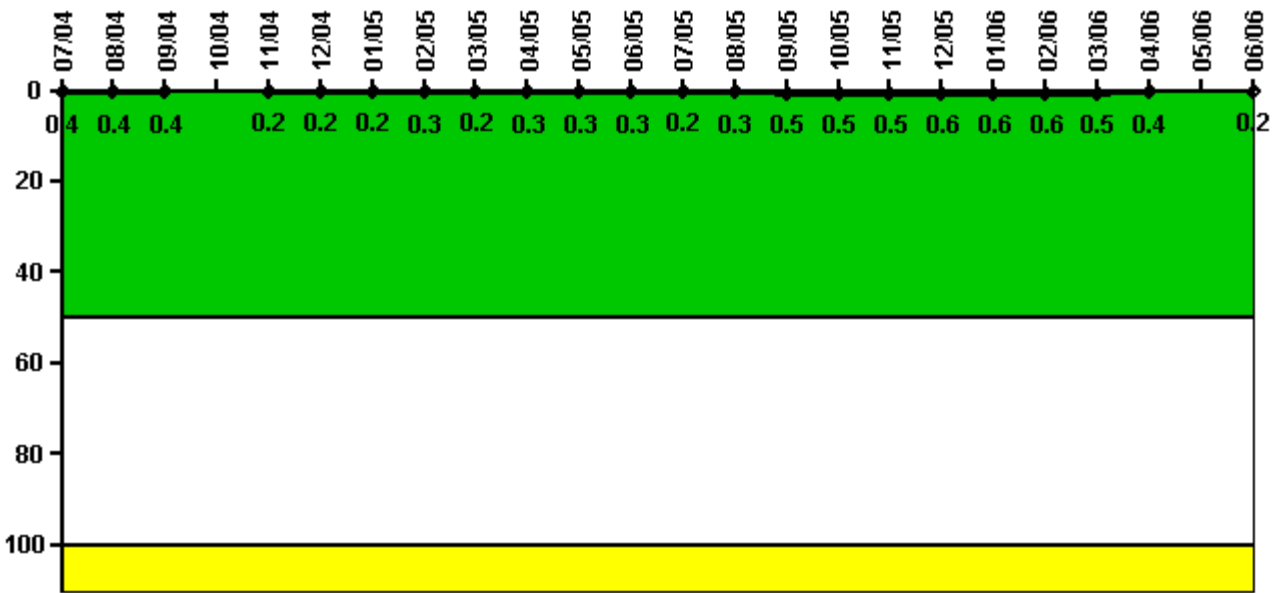
Notes

Mitigating Systems Performance Index, Cooling Water Systems	3Q/04	4Q/04	1Q/05	2Q/05	3Q/05	4Q/05	1Q/06	2Q/06
UAI (ΔCDF)								2.70E-07
URI (ΔCDF)								2.30E-06
PLE								NO
Indicator value								2.57E-06

Licensee Comments:

2Q/06: Risk Cap Invoked. White threshold exceeded due to combination of PRA model conservatism, plant design, and performance of certain circuit breakers. Indicator may be revised based on clarification of industry guidance.

Reactor Coolant System Activity



Thresholds: White > 50.0 Yellow > 100.0

Notes


Reactor Coolant System Activity	7/04	8/04	9/04	10/04	11/04	12/04	1/05	2/05	3/05	4/05	5/05	6/05
Maximum activity	0.001817	0.001885	0.001885	N/A	0.000922	0.000989	0.001074	0.001336	0.000968	0.001354	0.001300	0.001349
Technical specification limit	0.5	0.5	0.5	0.5	0.5	0.5	0.5	0.5	0.5	0.5	0.5	0.5
Indicator value	0.4	0.4	0.4	N/A	0.2	0.2	0.2	0.3	0.2	0.3	0.3	0.3

Reactor Coolant System Activity	7/05	8/05	9/05	10/05	11/05	12/05	1/06	2/06	3/06	4/06	5/06	6/06
Maximum activity	0.001245	0.001401	0.002277	0.002448	0.002715	0.002806	0.002925	0.002922	0.002318	0.002097	N/A	0.001010
Technical specification limit	0.5	0.5	0.5	0.5	0.5	0.5	0.5	0.5	0.5	0.5	0.5	0.5
Indicator value	0.2	0.3	0.5	0.5	0.5	0.6	0.6	0.6	0.5	0.4	N/A	0.2

Licensee Comments:

6/06: NA for May 2006 due to refueling outage.

Reactor Coolant System Leakage



Thresholds: White > 50.0 Yellow > 100.0

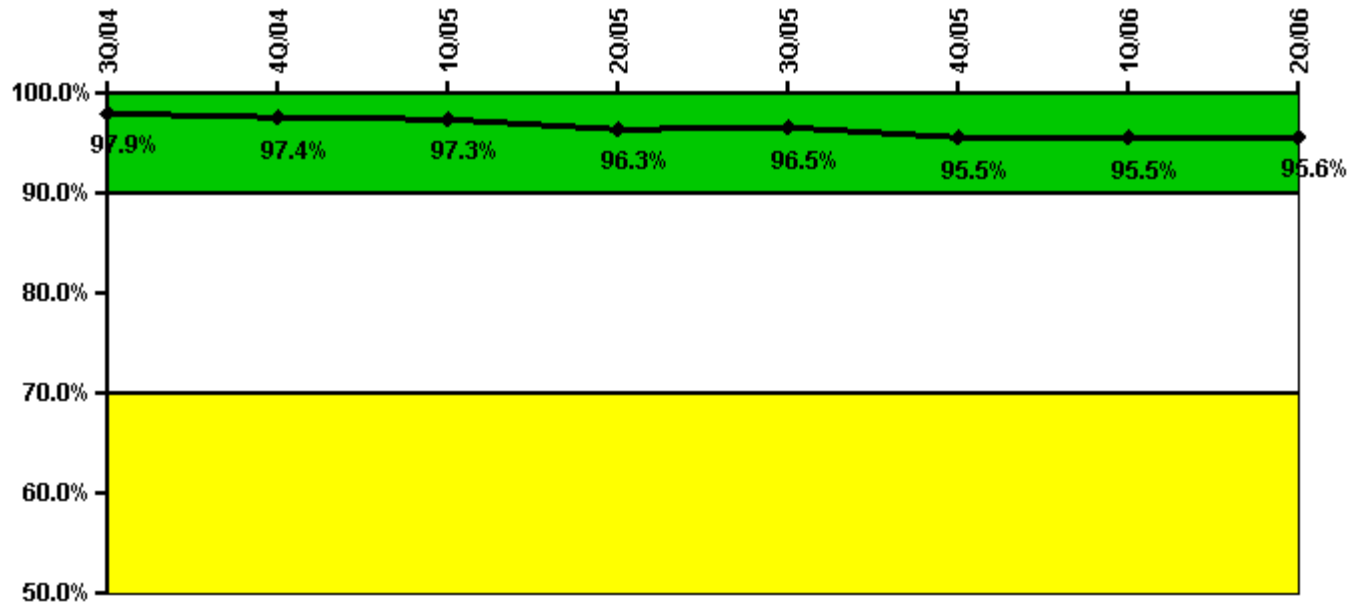
Notes

Reactor Coolant System Leakage	7/04	8/04	9/04	10/04	11/04	12/04	1/05	2/05	3/05	4/05	5/05	6/05
Maximum leakage	0.012	0.048	0.010	N/A	0.010	0.090	0.050	0.010	0.050	0.040	0.030	0.030
Technical specification limit	10.0	10.0	10.0	10.0	10.0	10.0	10.0	10.0	10.0	10.0	10.0	10.0
Indicator value	0.1	0.5	0.1	N/A	0.1	0.9	0.5	0.1	0.5	0.4	0.3	0.3

Reactor Coolant System Leakage	7/05	8/05	9/05	10/05	11/05	12/05	1/06	2/06	3/06	4/06	5/06	6/06
Maximum leakage	0.010	0.010	0.010	0.020	0.010	0.010	0.030	0.040	0.010	0.020	0.180	0.010
Technical specification limit	10.0	10.0	10.0	10.0	10.0	10.0	10.0	10.0	10.0	10.0	10.0	10.0
Indicator value	0.1	0.1	0.1	0.2	0.1	0.1	0.3	0.4	0.1	0.2	1.8	0.1

Licensee Comments: none

Drill/Exercise Performance



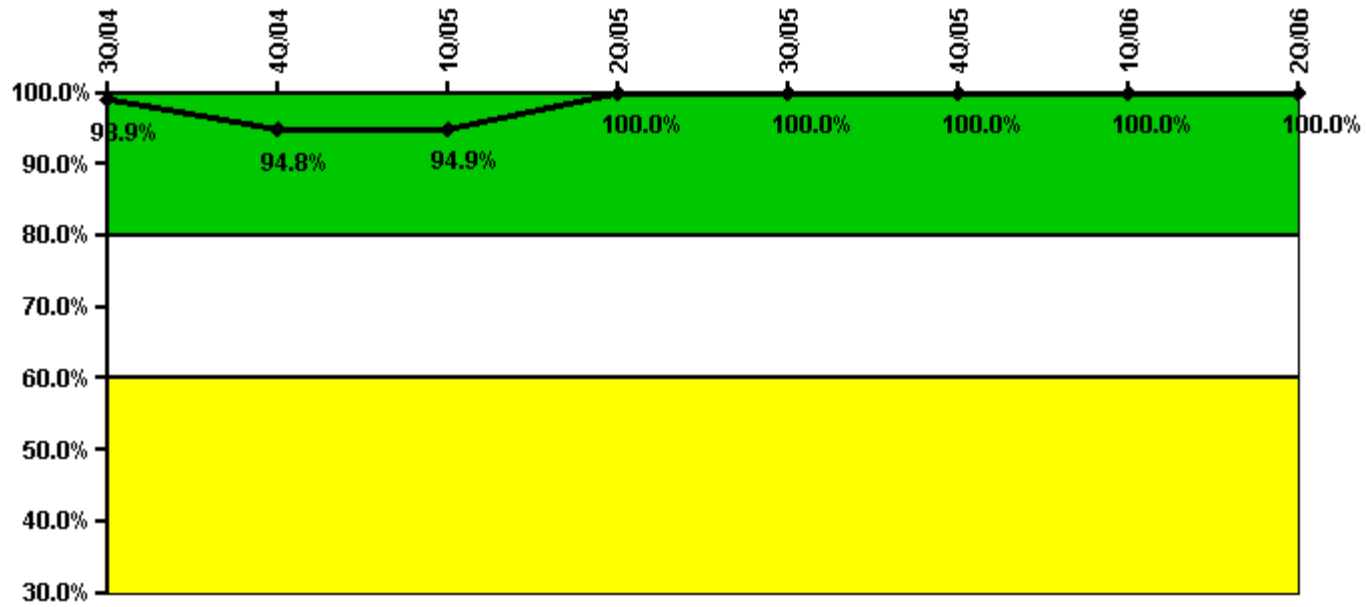
Thresholds: White < 90.0% Yellow < 70.0%

Notes

Drill/Exercise Performance	3Q/04	4Q/04	1Q/05	2Q/05	3Q/05	4Q/05	1Q/06	2Q/06
Successful opportunities	71.0	34.0	0	67.0	59.0	2.0	0	6.0
Total opportunities	74.0	36.0	0	72.0	60.0	2.0	0	6.0
Indicator value	97.9%	97.4%	97.3%	96.3%	96.5%	95.5%	95.5%	95.6%

Licensee Comments: none

ERO Drill Participation



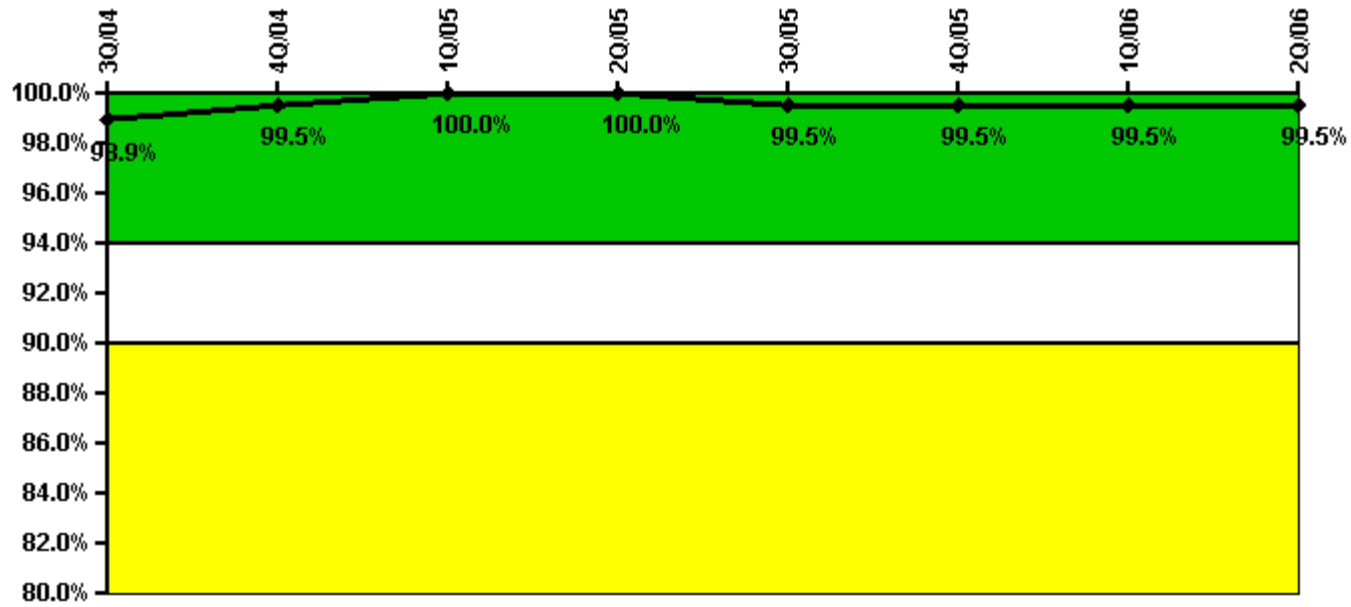
Thresholds: White < 80.0% Yellow < 60.0%

Notes

ERO Drill Participation	3Q/04	4Q/04	1Q/05	2Q/05	3Q/05	4Q/05	1Q/06	2Q/06
Participating Key personnel	91.0	91.0	93.0	108.0	106.0	102.0	105.0	106.0
Total Key personnel	92.0	96.0	98.0	108.0	106.0	102.0	105.0	106.0
Indicator value	98.9%	94.8%	94.9%	100.0%	100.0%	100.0%	100.0%	100.0%

Licensee Comments: none

Alert & Notification System



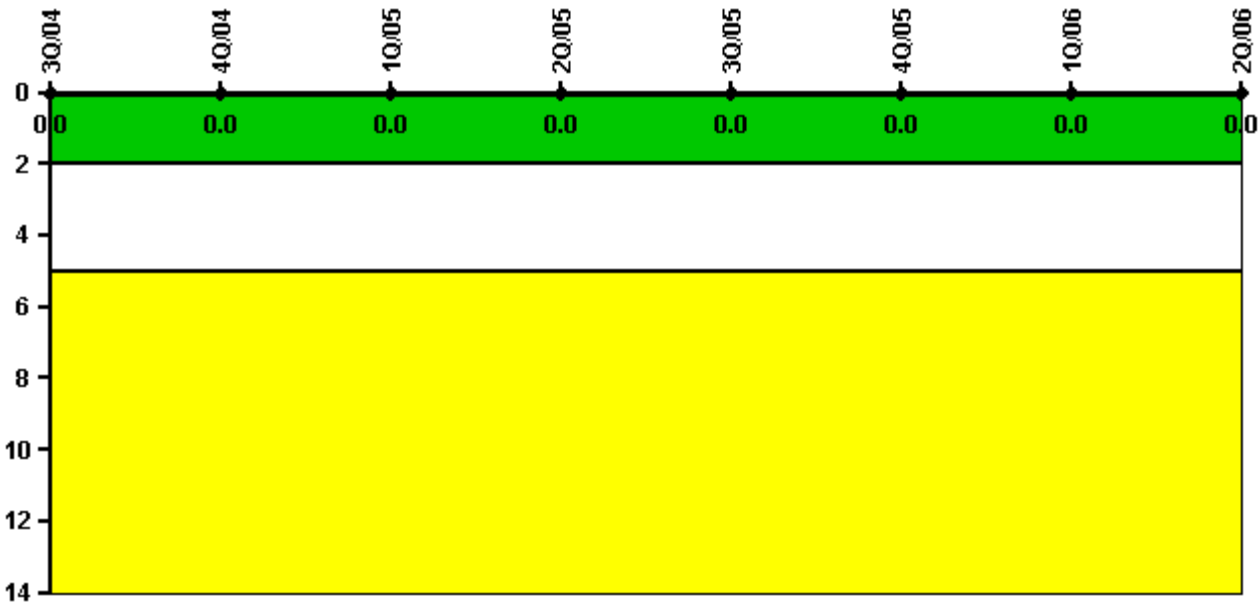
Thresholds: White < 94.0% Yellow < 90.0%

Notes

Alert & Notification System	3Q/04	4Q/04	1Q/05	2Q/05	3Q/05	4Q/05	1Q/06	2Q/06
Successful siren-tests	45	51	48	48	47	48	48	48
Total sirens-tests	45	51	48	48	48	48	48	48
Indicator value	98.9%	99.5%	100.0%	100.0%	99.5%	99.5%	99.5%	99.5%

Licensee Comments: none

Occupational Exposure Control Effectiveness



Thresholds: White > 2.0 Yellow > 5.0

Notes

Occupational Exposure Control Effectiveness	3Q/04	4Q/04	1Q/05	2Q/05	3Q/05	4Q/05	1Q/06	2Q/06
High radiation area occurrences	0	0	0	0	0	0	0	0
Very high radiation area occurrences	0	0	0	0	0	0	0	0
Unintended exposure occurrences	0	0	0	0	0	0	0	0
Indicator value	0	0	0	0	0	0	0	0

Licensee Comments: none

RETS/ODCM Radiological Effluent



Thresholds: White > 1.0 Yellow > 3.0

Notes

RETS/ODCM Radiological Effluent	3Q/04	4Q/04	1Q/05	2Q/05	3Q/05	4Q/05	1Q/06	2Q/06
RETS/ODCM occurrences	0	0	0	0	0	0	0	0
Indicator value	0	0	0	0	0	0	0	0

Licensee Comments: none

[Physical Protection](#) information not publicly available.

▲ [Action Matrix Summary](#) | [Inspection Findings Summary](#) | [PI Summary](#) | [Reactor Oversight Process](#)

Last Modified: August 2, 2006