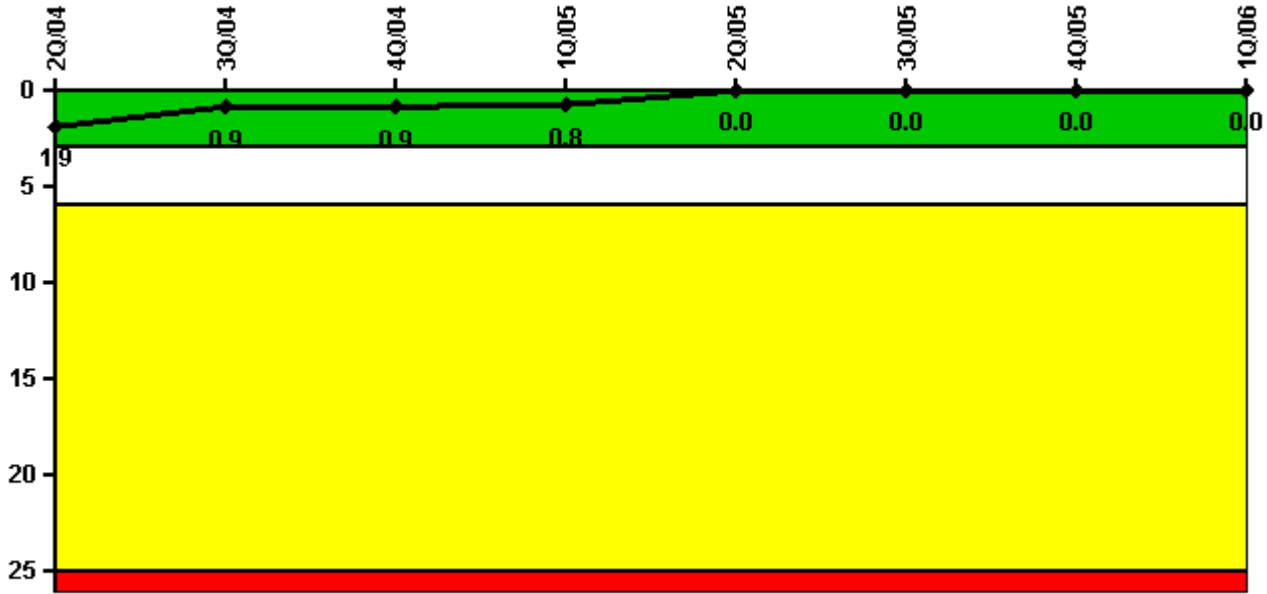


Susquehanna 1

1Q/2006 Performance Indicators

Licensee's General Comments: none

Unplanned Scrams per 7000 Critical Hrs



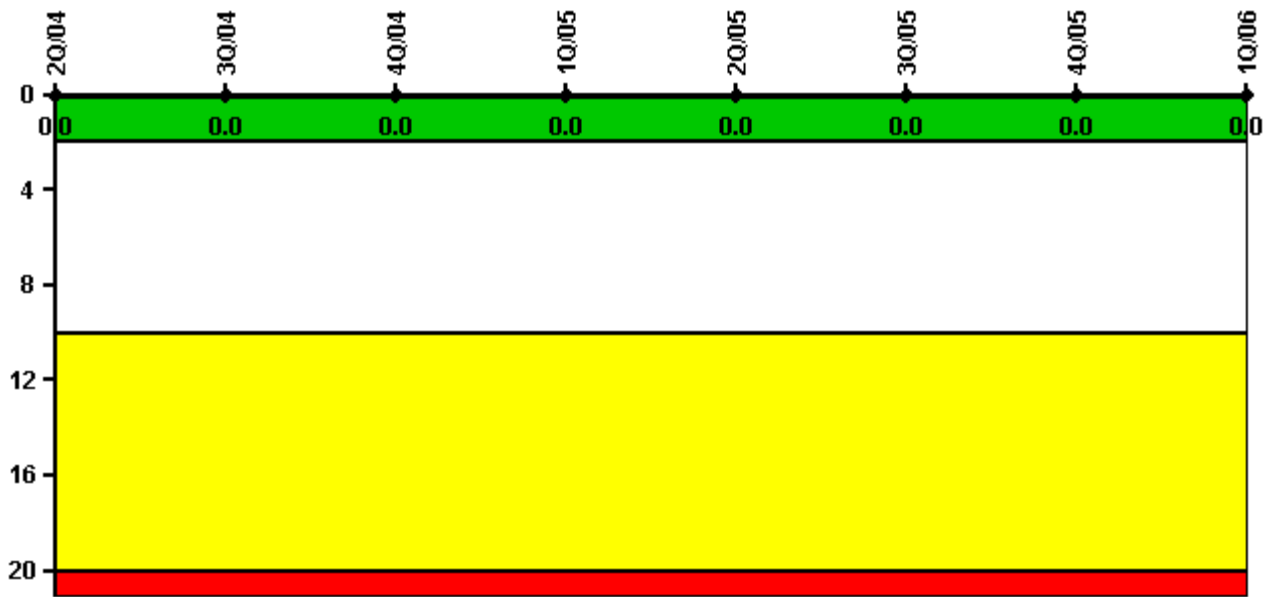
Thresholds: White > 3.0 Yellow > 6.0 Red > 25.0

Notes

Unplanned Scrams per 7000 Critical Hrs	2Q/04	3Q/04	4Q/04	1Q/05	2Q/05	3Q/05	4Q/05	1Q/06
Unplanned scrams	1.0	0	0	0	0	0	0	0
Critical hours	1692.8	2208.0	2209.0	2160.0	2183.0	2208.0	1838.6	1495.1
Indicator value	1.9	0.9	0.9	0.8	0	0	0	0

Licensee Comments: none

Scrams with Loss of Normal Heat Removal



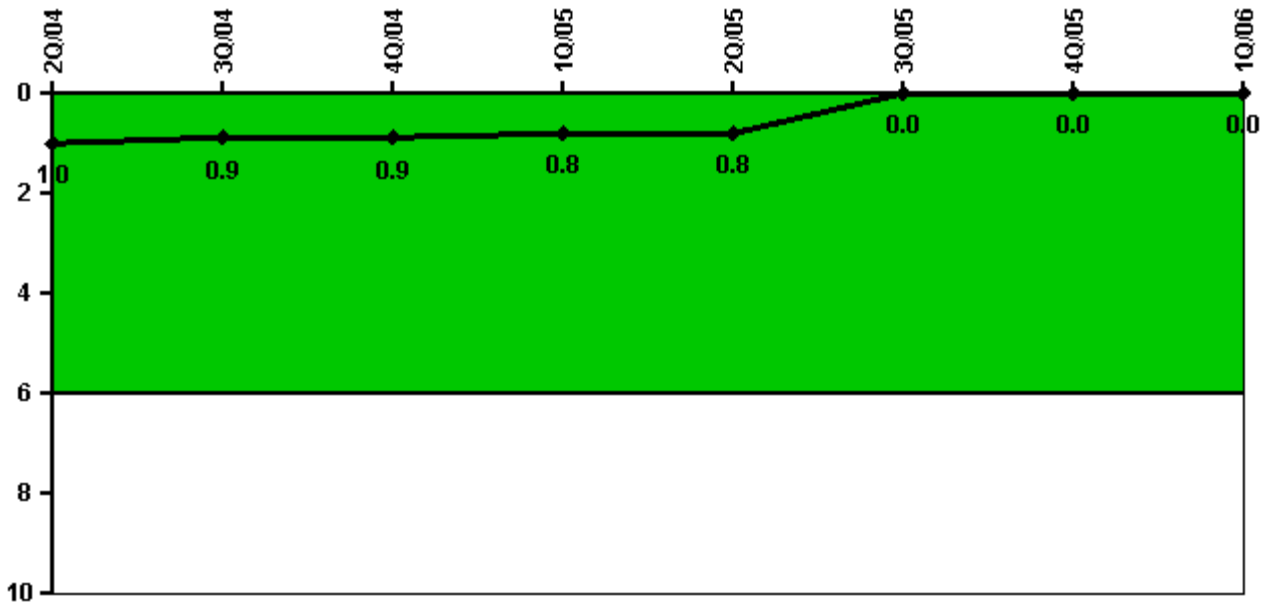
Thresholds: White > 2.0 Yellow > 10.0 Red > 20.0

Notes

Scrams with Loss of Normal Heat Removal	2Q/04	3Q/04	4Q/04	1Q/05	2Q/05	3Q/05	4Q/05	1Q/06
Scrams	0	0	0	0	0	0	0	0
Indicator value	0	0	0	0	0	0	0	0

Licensee Comments: none

Unplanned Power Changes per 7000 Critical Hrs



Thresholds: White > 6.0

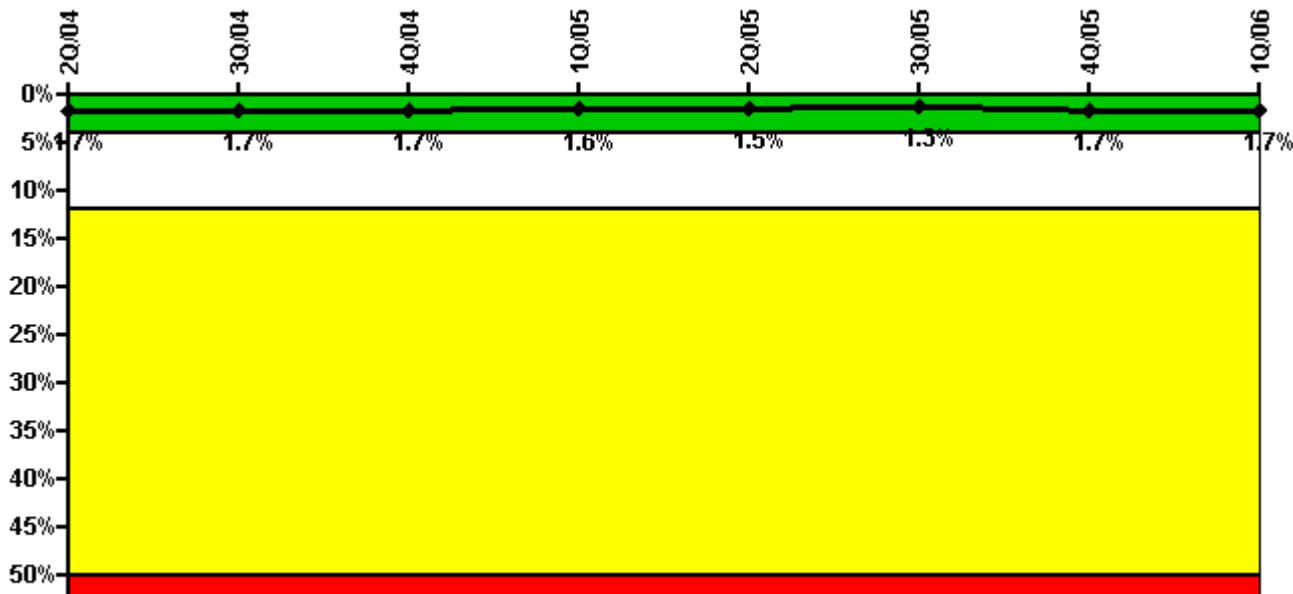
Notes

Unplanned Power Changes per 7000 Critical Hrs	2Q/04	3Q/04	4Q/04	1Q/05	2Q/05	3Q/05	4Q/05	1Q/06
Unplanned power changes	0	1.0	0	0	0	0	0	0
Critical hours	1692.8	2208.0	2209.0	2160.0	2183.0	2208.0	1838.6	1495.1
Indicator value	1.0	0.9	0.9	0.8	0.8	0	0	0

Licensee Comments: none

Licensee Comments: none

Safety System Unavailability, High Pressure Injection System (HPCI)



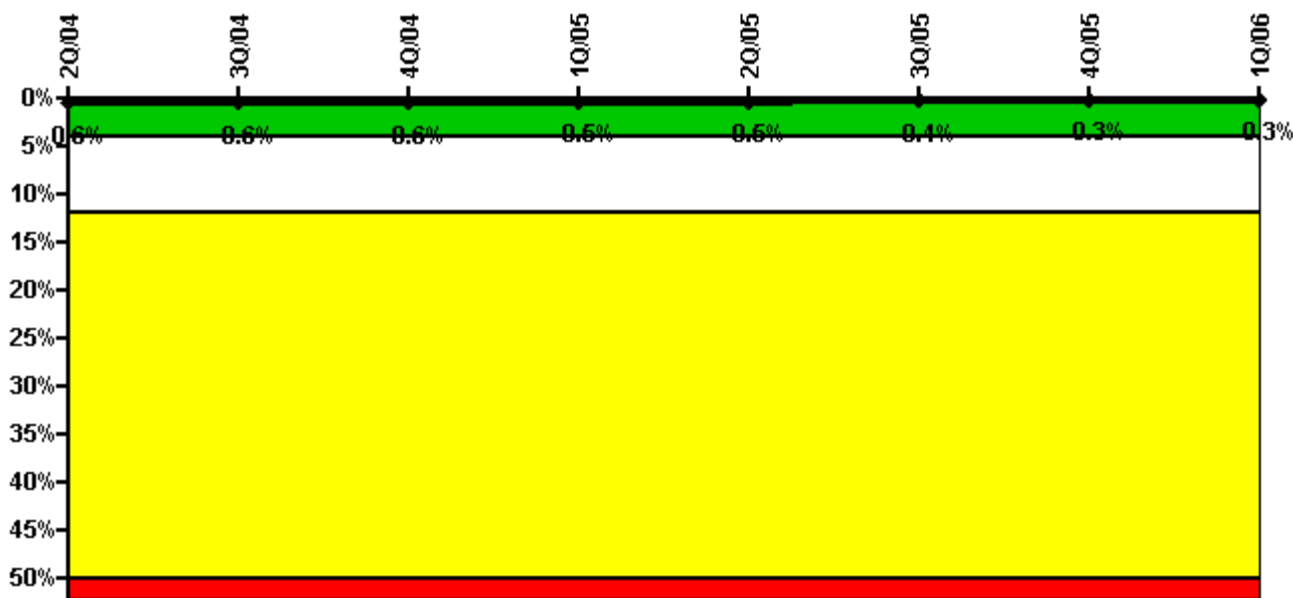
Thresholds: White > 4.0% Yellow > 12.0% Red > 50.0%

Notes

Safety System Unavailability, High Pressure Injection System (HPCI)	2Q/04	3Q/04	4Q/04	1Q/05	2Q/05	3Q/05	4Q/05	1Q/06
Train 1								
Planned unavailable hours	3.45	1.57	6.55	1.43	1.35	1.23	79.50	7.07
Unplanned unavailable hours	0	0	0	0	0	0	0	0
Fault exposure hours	0	0	0	0	0	0	0	0
Effective Reset hours	0	0	0	0	0	0	0	0
Required hours	1704.40	2208.00	2208.00	2160.00	2184.00	2208.00	1833.00	2160.00
Indicator value	1.7%	1.7%	1.7%	1.6%	1.5%	1.3%	1.7%	1.7%

Licensee Comments: none

Safety System Unavailability, Heat Removal System (RCIC)



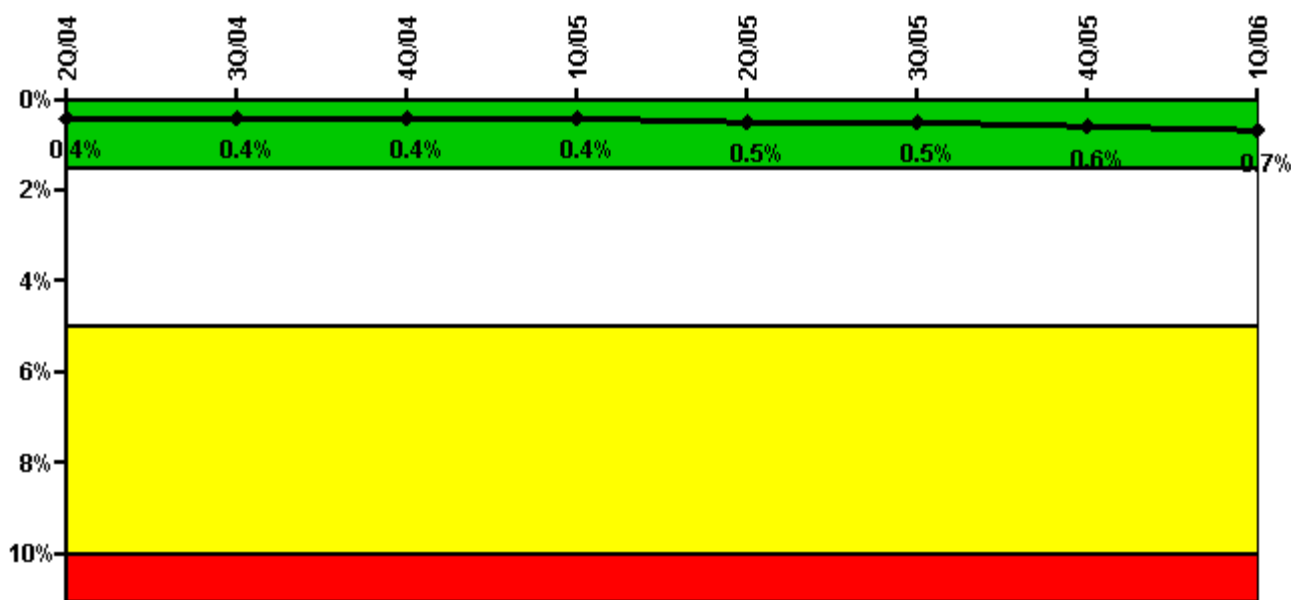
Thresholds: White > 4.0% Yellow > 12.0% Red > 50.0%

Notes

Safety System Unavailability, Heat Removal System (RCIC)	2Q/04	3Q/04	4Q/04	1Q/05	2Q/05	3Q/05	4Q/05	1Q/06
Train 1								
Planned unavailable hours	1.00	0.50	0.50	11.70	0.50	27.00	1.00	0.50
Unplanned unavailable hours	0	0	0	0	0	0	0	0
Fault exposure hours	0	0	0	0	0	0	0	0
Effective Reset hours	0	0	0	0	0	0	0	0
Required hours	1704.40	2208.00	2208.00	2160.00	2184.00	2208.00	1833.00	2160.00
Indicator value	0.6%	0.6%	0.6%	0.5%	0.5%	0.4%	0.3%	0.3%

Licensee Comments: none

Safety System Unavailability, Residual Heat Removal System



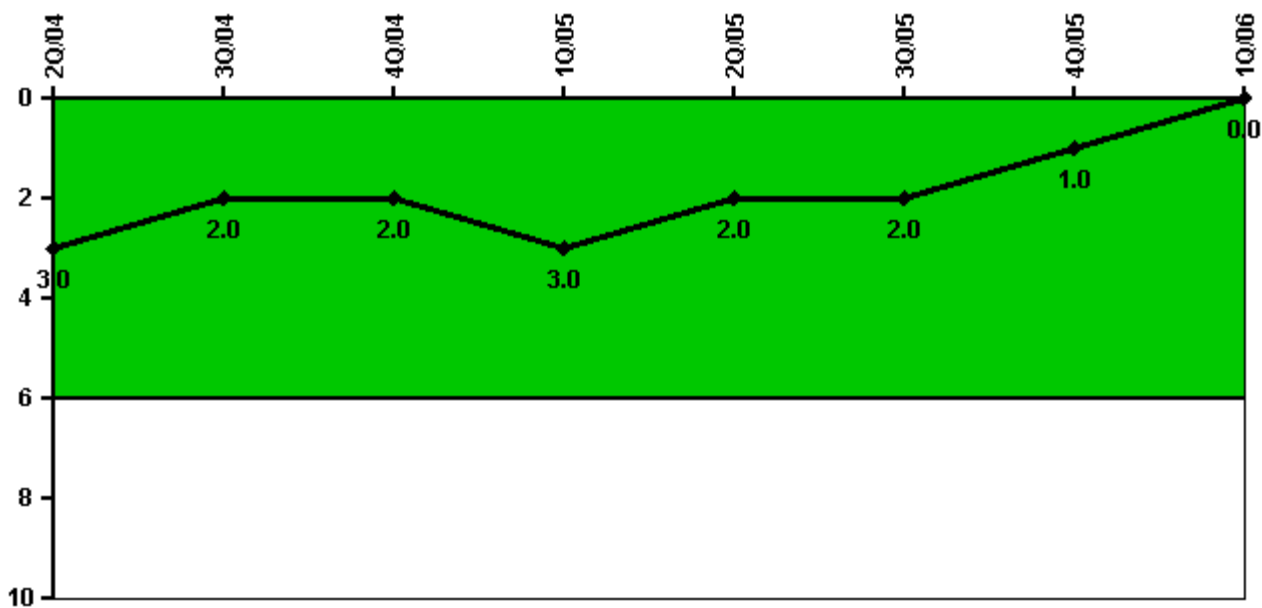
Thresholds: White > 1.5% Yellow > 5.0% Red > 10.0%

Notes

Safety System Unavailability, Residual Heat Removal System	2Q/04	3Q/04	4Q/04	1Q/05	2Q/05	3Q/05	4Q/05	1Q/06
Train 1								
Planned unavailable hours	22.05	12.70	0	5.17	82.37	26.00	12.60	0
Unplanned unavailable hours	0	0	0	0	0	0	0	0
Fault exposure hours	0	0	0	0	0	0	0	0
Effective Reset hours	0	0	0	0	0	0	0	0
Required hours	2184.00	2208.00	2208.00	2160.00	2184.00	2208.00	2208.00	2160.00
Train 2								
Planned unavailable hours	9.17	0	9.63	0	6.25	0	25.28	14.42
Unplanned unavailable hours	0	0	0	0	0	0	0	44.83
Fault exposure hours	0	0	0	0	0	0	0	0
Effective Reset hours	0	0	0	0	0	0	0	0
Required hours	2184.00	2208.00	2208.00	2160.00	2184.00	2208.00	2208.00	2160.00
Indicator value	0.4%	0.4%	0.4%	0.4%	0.5%	0.5%	0.6%	0.7%

Licensee Comments: none

Safety System Functional Failures (BWR)



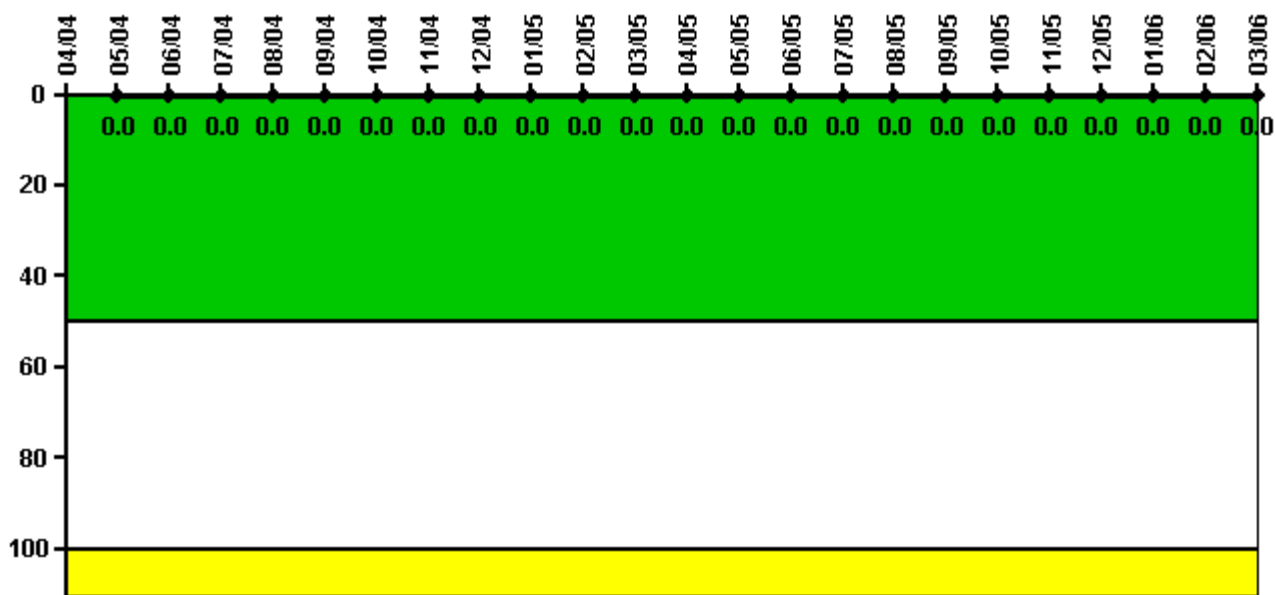
Thresholds: White > 6.0

Notes

Safety System Functional Failures (BWR)	2Q/04	3Q/04	4Q/04	1Q/05	2Q/05	3Q/05	4Q/05	1Q/06
Safety System Functional Failures	1	0	1	1	0	0	0	0
Indicator value	3	2	2	3	2	2	1	0

Licensee Comments: none

Reactor Coolant System Activity



Thresholds: White > 50.0 Yellow > 100.0


Notes

Reactor Coolant System Activity	4/04	5/04	6/04	7/04	8/04	9/04	10/04	11/04	12/04	1/05	2/05	3/05
Maximum activity	N/A	0.000003	0.000005	0.000005	0.000003	0.000004	0.000004	0.000004	0.000005	0.000005	0.000003	0.000006
Technical specification limit	0.2	0.2	0.2	0.2	0.2	0.2	0.2	0.2	0.2	0.2	0.2	0.2
Indicator value	N/A	0	0	0	0	0	0	0	0	0	0	0

Reactor Coolant System Activity	4/05	5/05	6/05	7/05	8/05	9/05	10/05	11/05	12/05	1/06	2/06	3/06
Maximum activity	0.000005	0.000005	0.000005	0.000005	0.000006	0.000006	0.000012	0.000005	0.000004	0.000005	0.000005	0.000005
Technical specification limit	0.2	0.2	0.2	0.2	0.2	0.2	0.2	0.2	0.2	0.2	0.2	0.2
Indicator value	0	0	0	0	0	0	0	0	0	0	0	0

Licensee Comments: none

Reactor Coolant System Leakage



Thresholds: White > 50.0 Yellow > 100.0

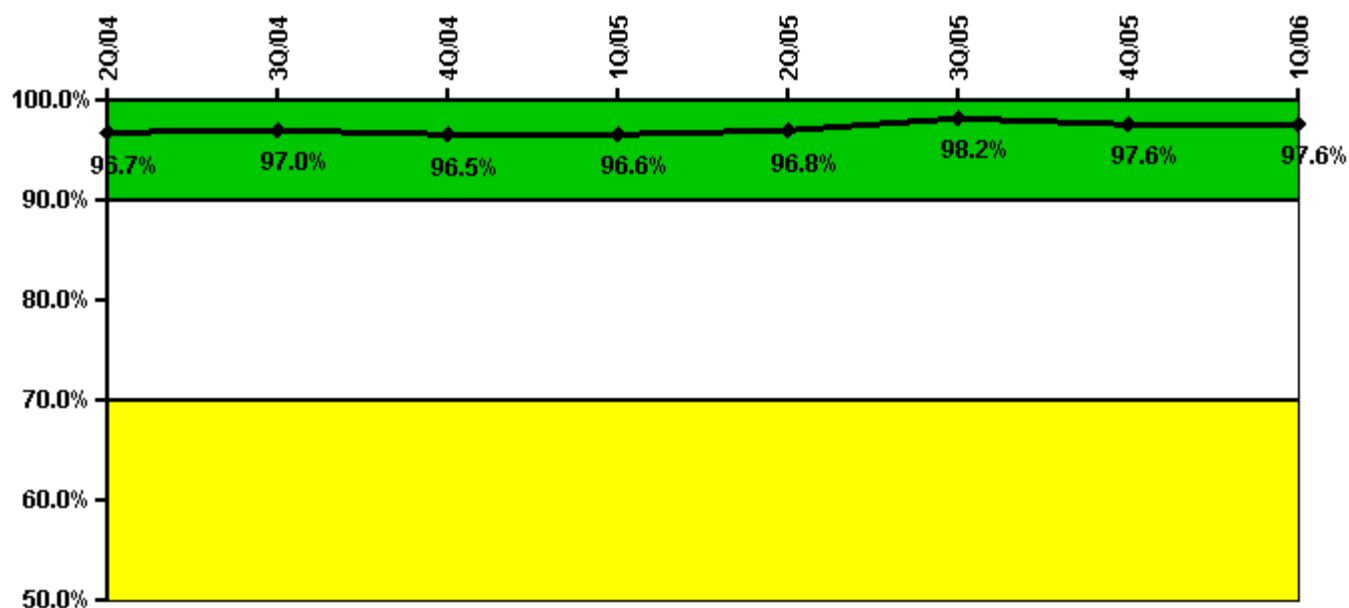
Notes

Reactor Coolant System Leakage	4/04	5/04	6/04	7/04	8/04	9/04	10/04	11/04	12/04	1/05	2/05	3/05
Maximum leakage	1.620	1.630	1.640	1.640	1.630	1.640	1.660	1.620	1.620	1.630	1.630	1.630
Technical specification limit	25.0	25.0	25.0	25.0	25.0	25.0	25.0	25.0	25.0	25.0	25.0	25.0
Indicator value	6.5	6.5	6.6	6.6	6.5	6.6	6.6	6.5	6.5	6.5	6.5	6.5

Reactor Coolant System Leakage	4/05	5/05	6/05	7/05	8/05	9/05	10/05	11/05	12/05	1/06	2/06	3/06
Maximum leakage	1.630	1.630	1.650	1.640	1.620	1.610	1.600	1.630	1.630	1.640	1.620	1.600
Technical specification limit	25.0	25.0	25.0	25.0	25.0	25.0	25.0	25.0	25.0	25.0	25.0	25.0
Indicator value	6.5	6.5	6.6	6.6	6.5	6.4	6.4	6.5	6.5	6.6	6.5	6.4

Licensee Comments: none

Drill/Exercise Performance



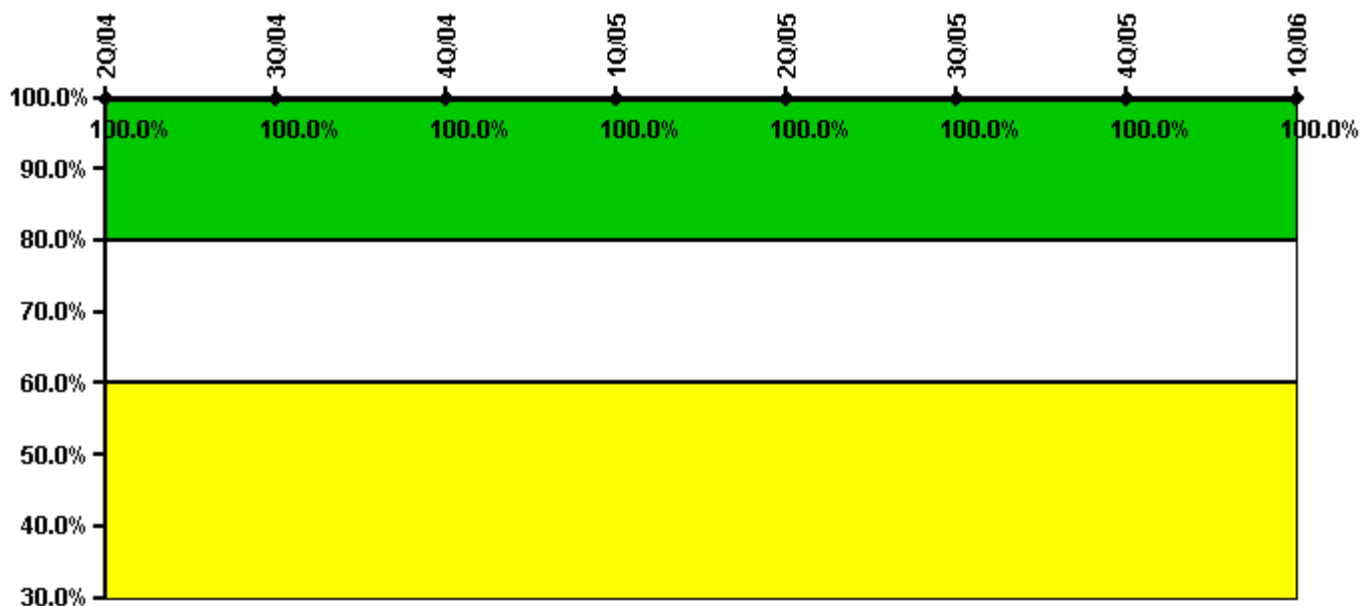
Thresholds: White < 90.0% Yellow < 70.0%

Notes

Drill/Exercise Performance	2Q/04	3Q/04	4Q/04	1Q/05	2Q/05	3Q/05	4Q/05	1Q/06
Successful opportunities	13.0	21.0	19.0	12.0	51.0	30.0	10.0	10.0
Total opportunities	13.0	21.0	20.0	12.0	53.0	30.0	11.0	10.0
Indicator value	96.7%	97.0%	96.5%	96.6%	96.8%	98.2%	97.6%	97.6%

Licensee Comments: none

ERO Drill Participation



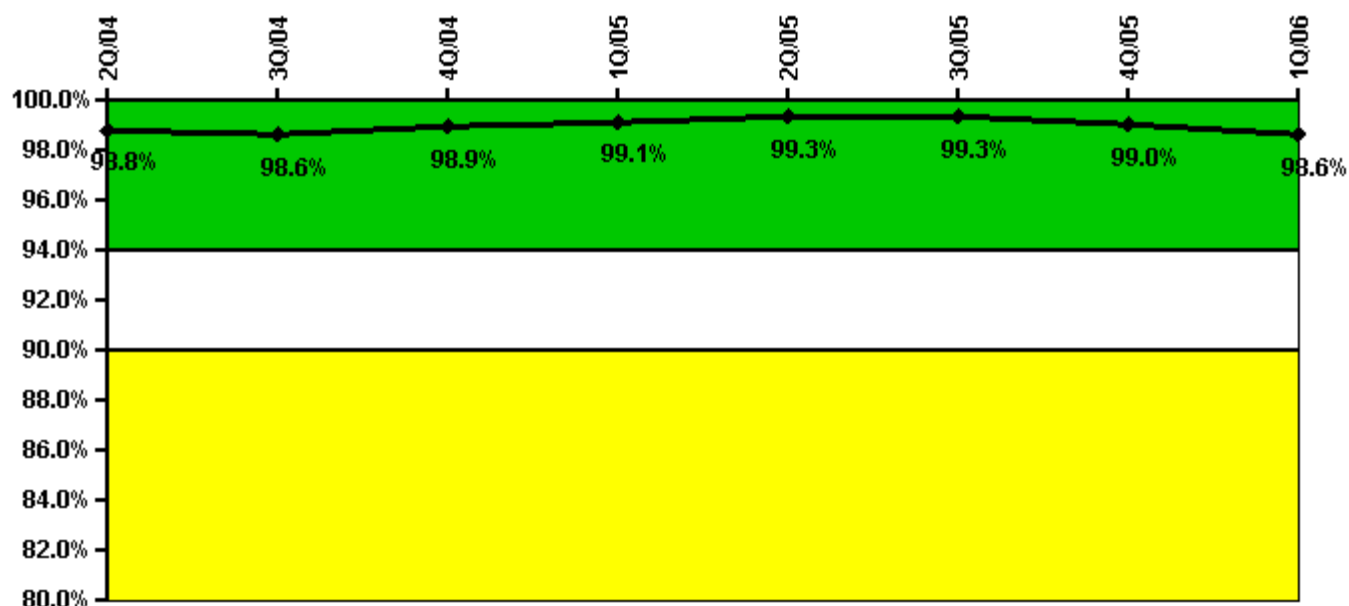
Thresholds: White < 80.0% Yellow < 60.0%

Notes

ERO Drill Participation	2Q/04	3Q/04	4Q/04	1Q/05	2Q/05	3Q/05	4Q/05	1Q/06
Participating Key personnel	79.0	84.0	82.0	91.0	95.0	91.0	94.0	95.0
Total Key personnel	79.0	84.0	82.0	91.0	95.0	91.0	94.0	95.0
Indicator value	100.0%	100.0%	100.0%	100.0%	100.0%	100.0%	100.0%	100.0%

Licensee Comments: none

Alert & Notification System



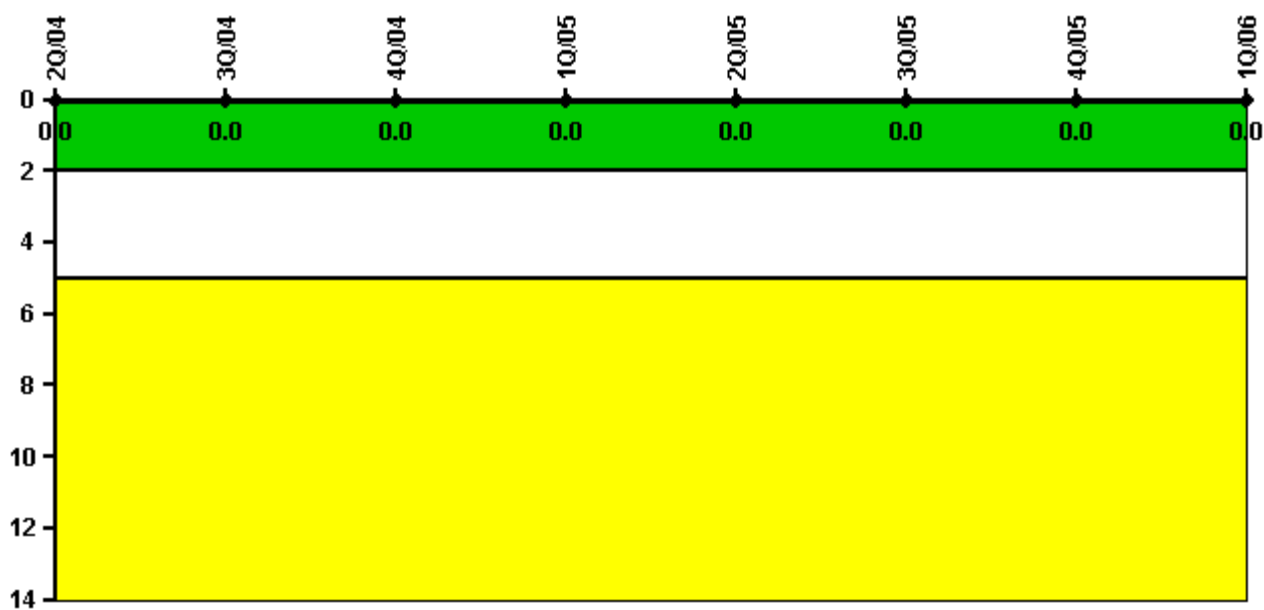
Thresholds: White < 94.0% Yellow < 90.0%

Notes

Alert & Notification System	2Q/04	3Q/04	4Q/04	1Q/05	2Q/05	3Q/05	4Q/05	1Q/06
Successful siren-tests	773	881	782	894	778	884	880	880
Total sirens-tests	784	896	784	896	784	896	896	896
Indicator value	98.8%	98.6%	98.9%	99.1%	99.3%	99.3%	99.0%	98.6%

Licensee Comments: none

Occupational Exposure Control Effectiveness



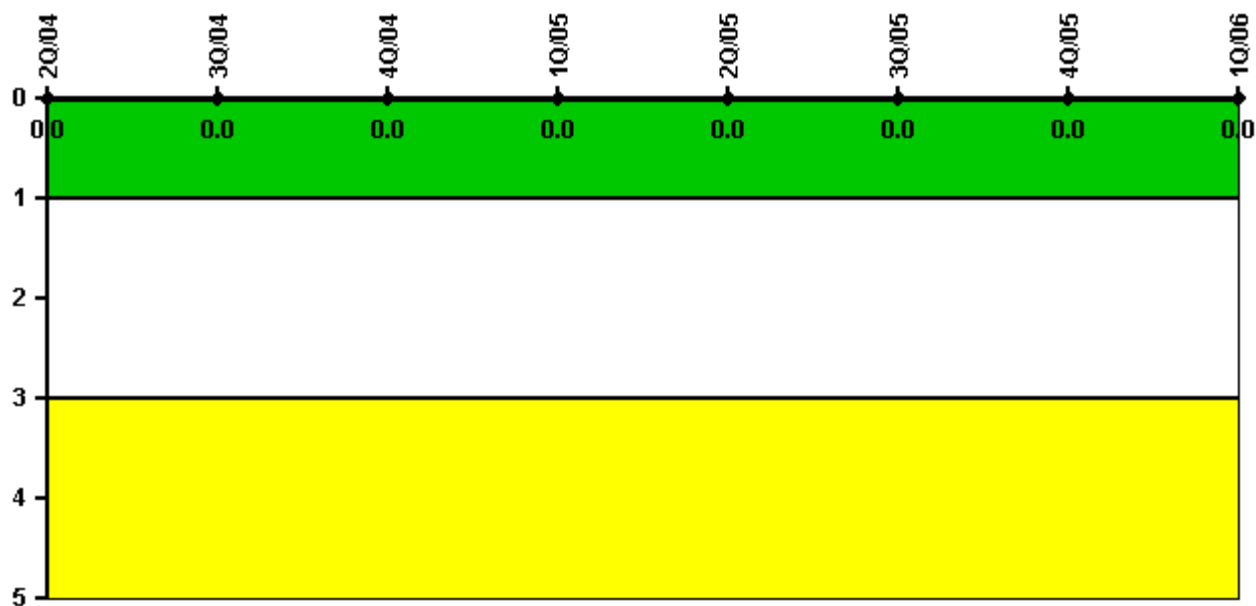
Thresholds: White > 2.0 Yellow > 5.0

Notes

Occupational Exposure Control Effectiveness	2Q/04	3Q/04	4Q/04	1Q/05	2Q/05	3Q/05	4Q/05	1Q/06
High radiation area occurrences	0	0	0	0	0	0	0	0
Very high radiation area occurrences	0	0	0	0	0	0	0	0
Unintended exposure occurrences	0	0	0	0	0	0	0	0
Indicator value	0	0	0	0	0	0	0	0

Licensee Comments: none

RETS/ODCM Radiological Effluent



Thresholds: White > 1.0 Yellow > 3.0

Notes

RETS/ODCM Radiological Effluent	2Q/04	3Q/04	4Q/04	1Q/05	2Q/05	3Q/05	4Q/05	1Q/06
RETS/ODCM occurrences	0	0	0	0	0	0	0	0
Indicator value	0	0	0	0	0	0	0	0

Licensee Comments: none

[Physical Protection](#) information not publicly available.

▲ [Action Matrix Summary](#) | [Inspection Findings Summary](#) | [PI Summary](#) | [Reactor Oversight Process](#)

Last Modified: May 5, 2006