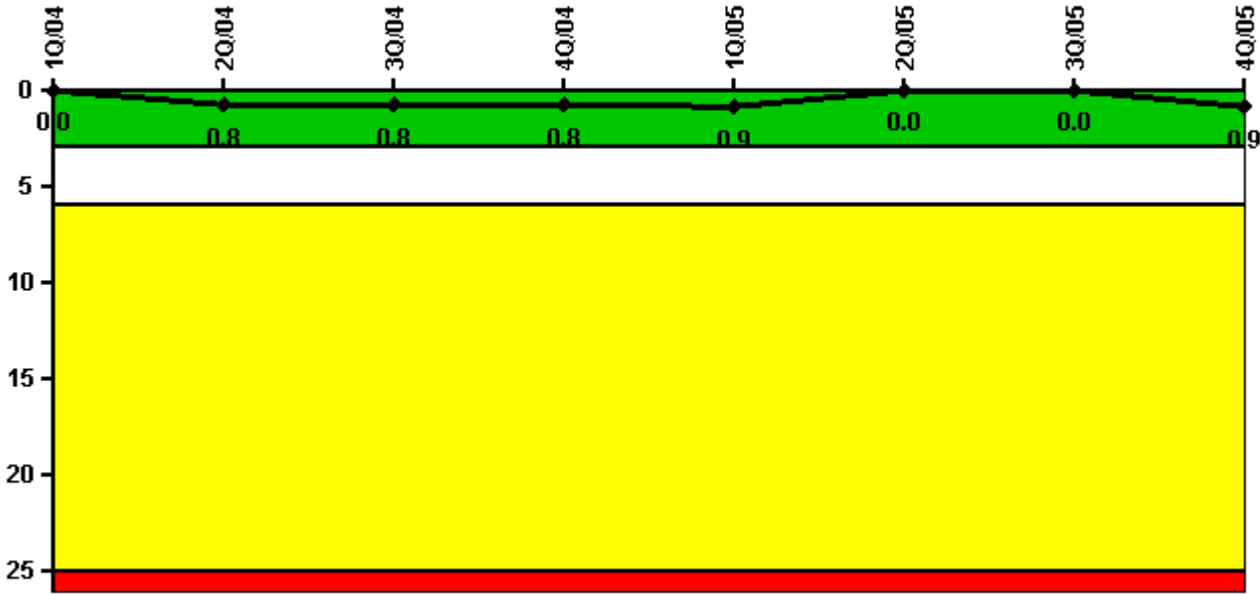


Limerick 2

4Q/2005 Performance Indicators

Licensee's General Comments: none

Unplanned Scrams per 7000 Critical Hrs



Thresholds: White > 3.0 Yellow > 6.0 Red > 25.0

Notes

Unplanned Scrams per 7000 Critical Hrs	1Q/04	2Q/04	3Q/04	4Q/04	1Q/05	2Q/05	3Q/05	4Q/05
Unplanned scrams	0	1.0	0	0	0	0	0	1.0
Critical hours	2184.0	2152.1	2208.0	2209.0	1662.3	2183.0	2208.0	2140.6
Indicator value	0	0.8	0.8	0.8	0.9	0	0	0.9

Licensee Comments: none

Scrams with Loss of Normal Heat Removal



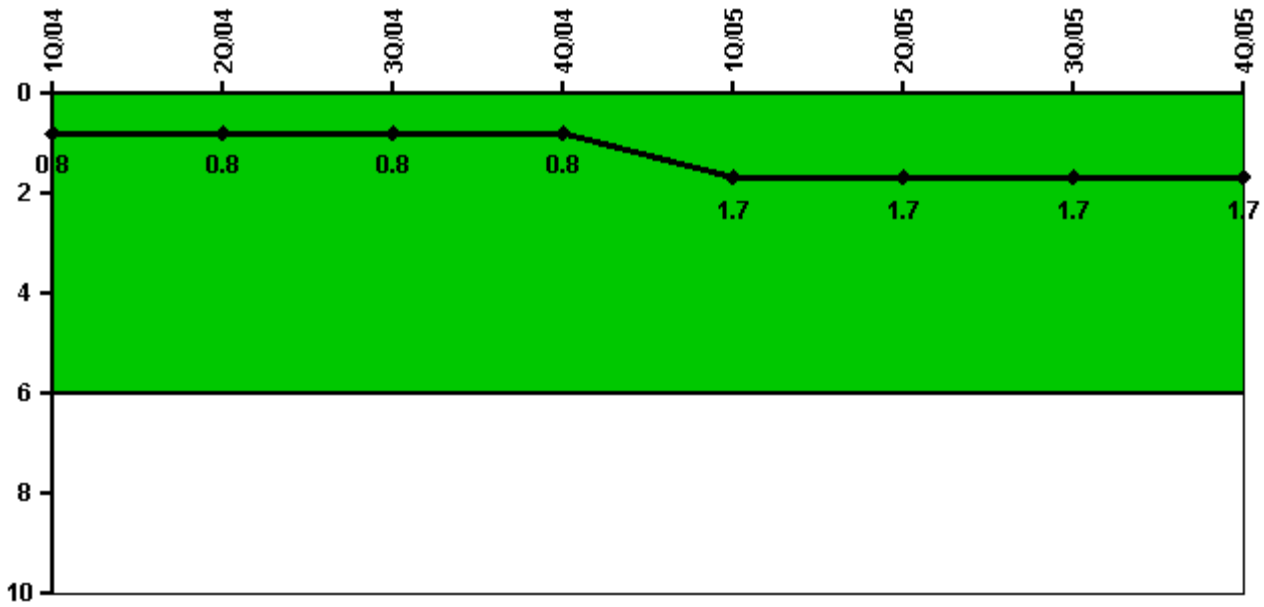
Thresholds: White > 2.0 Yellow > 10.0 Red > 20.0

Notes

Scrams with Loss of Normal Heat Removal	1Q/04	2Q/04	3Q/04	4Q/04	1Q/05	2Q/05	3Q/05	4Q/05
Scrams	0	0	0	0	0	0	0	0
Indicator value	0	0	0	0	0	0	0	0

Licensee Comments: none

Unplanned Power Changes per 7000 Critical Hrs



Thresholds: White > 6.0

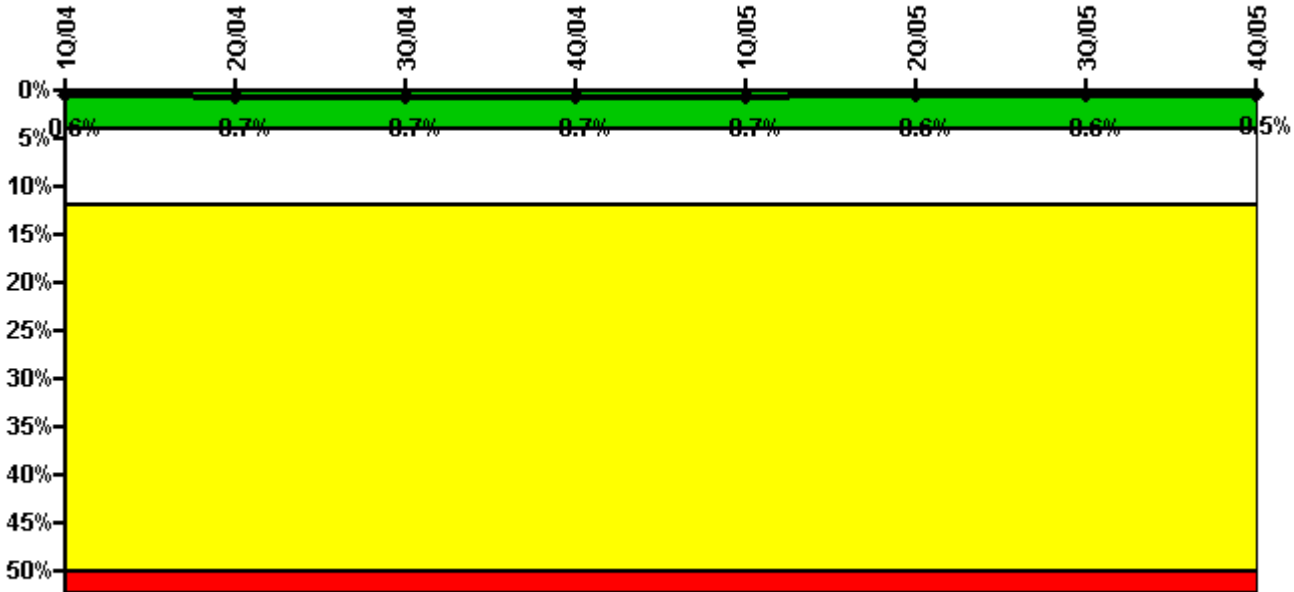
Notes

Unplanned Power Changes per 7000 Critical Hrs	1Q/04	2Q/04	3Q/04	4Q/04	1Q/05	2Q/05	3Q/05	4Q/05
Unplanned power changes	0	0	1.0	0	1.0	0	1.0	0
Critical hours	2184.0	2152.1	2208.0	2209.0	1662.3	2183.0	2208.0	2140.6
Indicator value	0.8	0.8	0.8	0.8	1.7	1.7	1.7	1.7

Licensee Comments: none

Licensee Comments: none

Safety System Unavailability, High Pressure Injection System (HPCI)



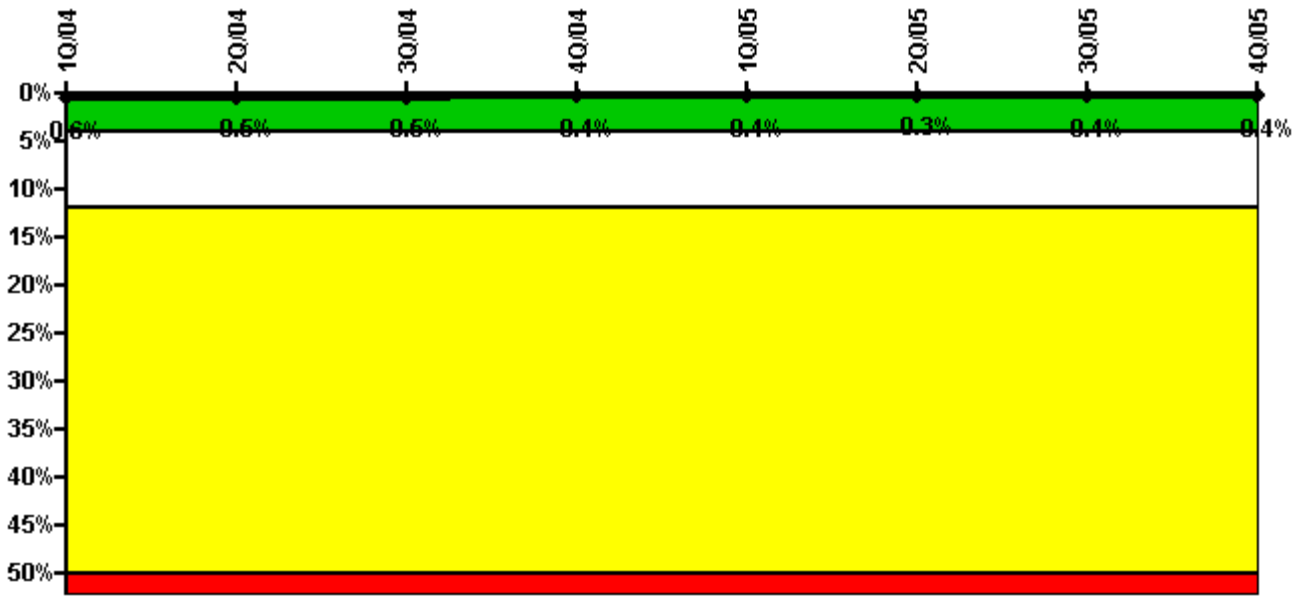
Thresholds: White > 4.0% Yellow > 12.0% Red > 50.0%

Notes

Safety System Unavailability, High Pressure Injection System (HPCI)	1Q/04	2Q/04	3Q/04	4Q/04	1Q/05	2Q/05	3Q/05	4Q/05
Train 1								
Planned unavailable hours	0	38.90	0.90	21.40	0	4.10	7.40	0
Unplanned unavailable hours	0	0	0	0	3.90	0	0	0
Fault exposure hours	0	0	0	0	0	0	0	0
Effective Reset hours	0	0	0	0	0	0	0	0
Required hours	2184.00	2152.13	2208.00	2209.00	1662.30	2183.00	2208.00	2140.55
Indicator value	0.6%	0.7%	0.7%	0.7%	0.7%	0.6%	0.6%	0.5%

Licensee Comments: none

Safety System Unavailability, Heat Removal System (RCIC)



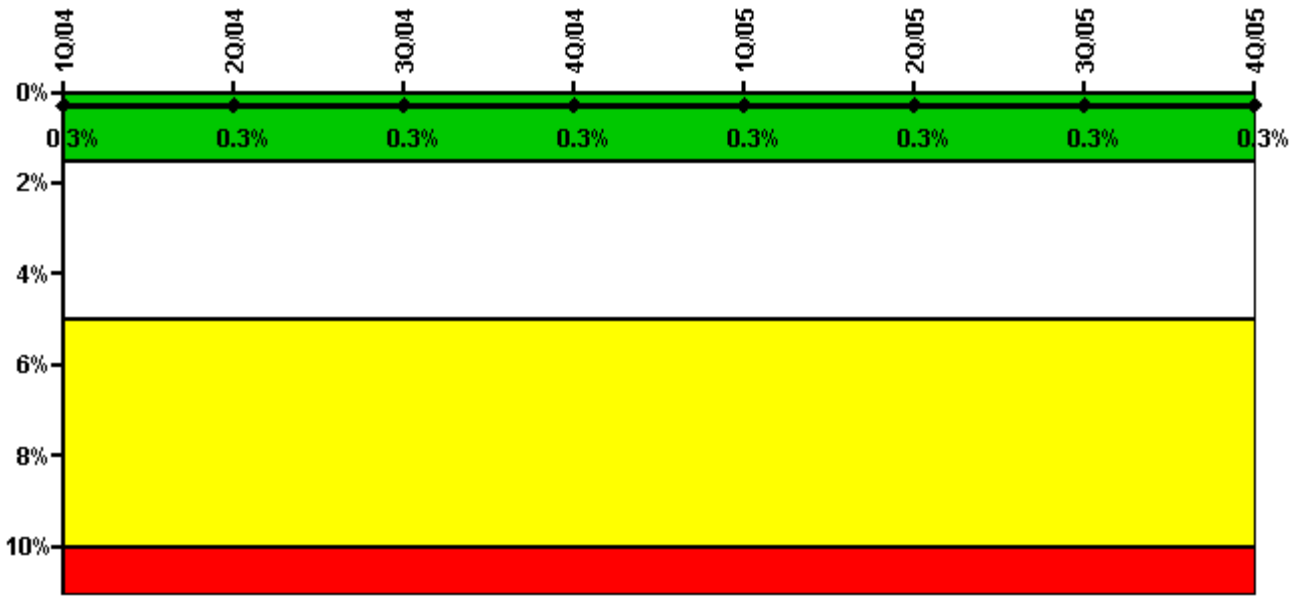
Thresholds: White > 4.0% Yellow > 12.0% Red > 50.0%

Notes

Safety System Unavailability, Heat Removal System (RCIC)	1Q/04	2Q/04	3Q/04	4Q/04	1Q/05	2Q/05	3Q/05	4Q/05
Train 1								
Planned unavailable hours	0	32.30	0.30	2.30	0.90	1.20	21.90	1.10
Unplanned unavailable hours	0	0	0	0	0	0	0	0
Fault exposure hours	0	0	0	0	0	0	0	0
Effective Reset hours	0	0	0	0	0	0	0	0
Required hours	2184.00	2152.13	2208.00	2209.00	1662.30	2183.00	2208.00	2140.55
Indicator value	0.6%	0.5%	0.5%	0.4%	0.4%	0.3%	0.4%	0.4%

Licensee Comments: none

Safety System Unavailability, Residual Heat Removal System



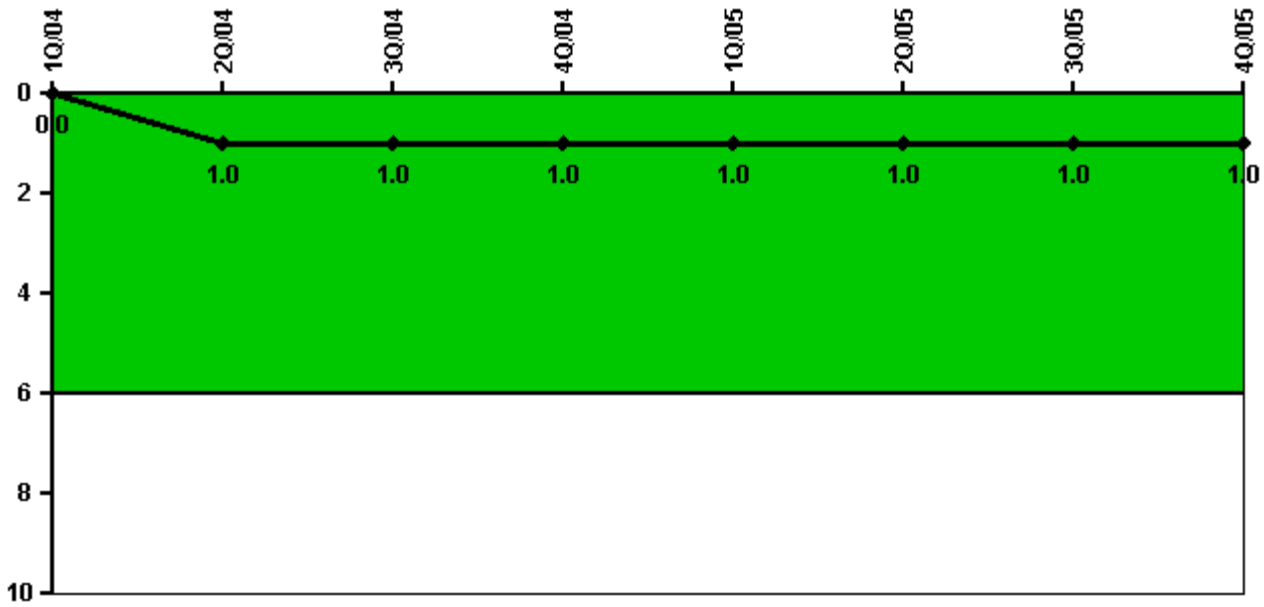
Thresholds: White > 1.5% Yellow > 5.0% Red > 10.0%

Notes

Safety System Unavailability, Residual Heat Removal System	1Q/04	2Q/04	3Q/04	4Q/04	1Q/05	2Q/05	3Q/05	4Q/05
Train 1								
Planned unavailable hours	1.30	0	7.80	22.88	0	3.60	0	35.90
Unplanned unavailable hours	0	0	0	0	0	0	0	0
Fault exposure hours	0	0	0	0	0	0	0	0
Effective Reset hours	0	0	0	0	0	0	0	0
Required hours	2184.00	2183.00	2208.00	2209.00	2160.00	2183.00	2208.00	2209.00
Train 2								
Planned unavailable hours	0	20.67	1.82	0	0	31.80	0	0
Unplanned unavailable hours	0	0	0	0	0	0	0	0
Fault exposure hours	0	0	0	0	0	0	0	0
Effective Reset hours	0	0	0	0	0	0	0	0
Required hours	2184.00	2183.00	2208.00	2209.00	2160.00	2183.00	2208.00	2209.00
Indicator value	0.3%	0.3%	0.3%	0.3%	0.3%	0.3%	0.3%	0.3%

Licensee Comments: none

Safety System Functional Failures (BWR)



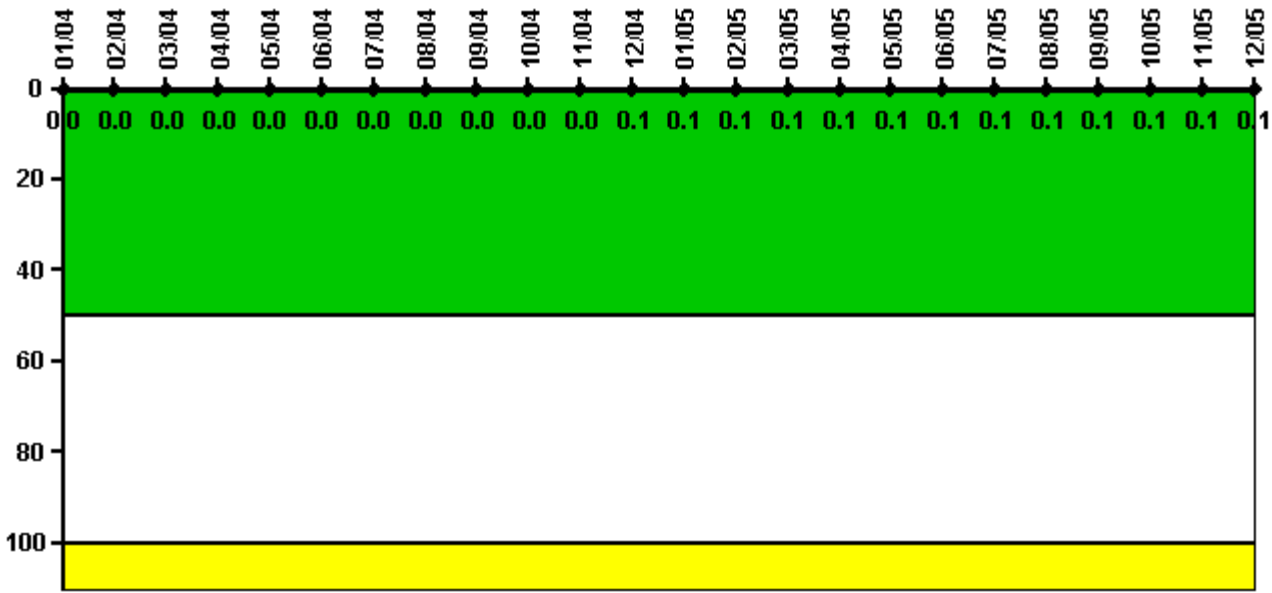
Thresholds: White > 6.0

Notes

Safety System Functional Failures (BWR)	1Q/04	2Q/04	3Q/04	4Q/04	1Q/05	2Q/05	3Q/05	4Q/05
Safety System Functional Failures	0	1	0	0	0	1	0	0
Indicator value	0	1	1	1	1	1	1	1

Licensee Comments: none

Reactor Coolant System Activity



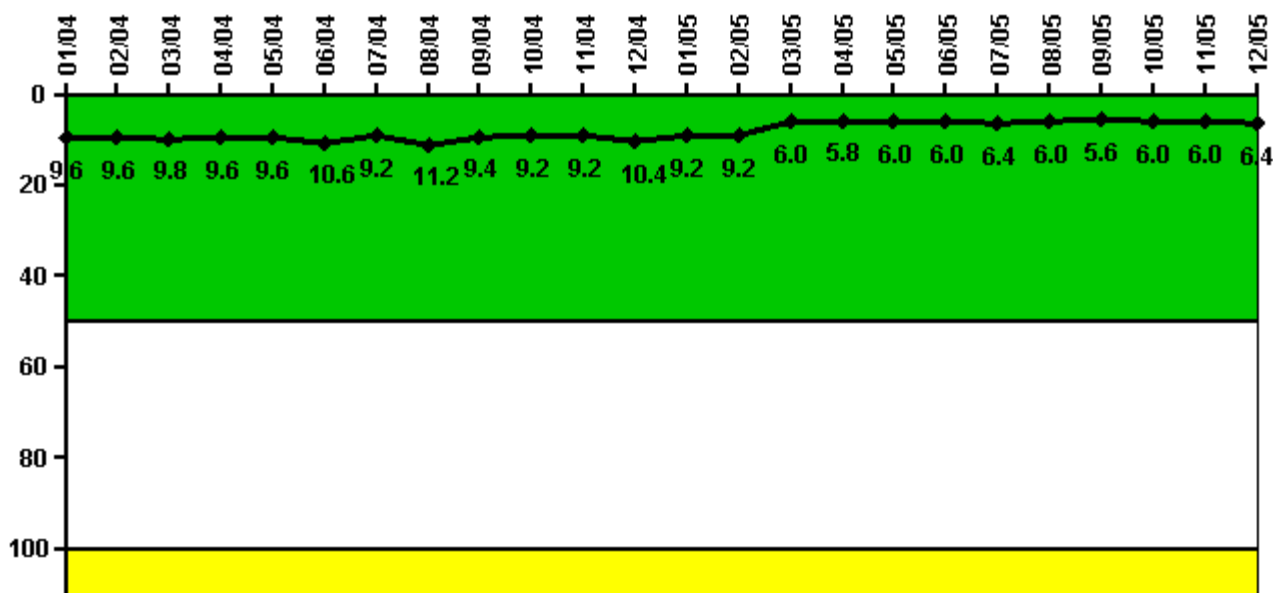
Thresholds: White > 50.0 Yellow > 100.0

Notes

Reactor Coolant System Activity	1/04	2/04	3/04	4/04	5/04	6/04	7/04	8/04	9/04	10/04	11/04	12/04
Maximum activity	0.000010	0.000009	0.000012	0.000013	0.000014	0.000063	0.000016	0.000014	0.000015	0.000042	0.000069	0.000131
Technical specification limit	0.2	0.2	0.2	0.2	0.2	0.2	0.2	0.2	0.2	0.2	0.2	0.2
Indicator value	0	0	0	0	0	0	0	0	0	0	0	0.1
Reactor Coolant System Activity	1/05	2/05	3/05	4/05	5/05	6/05	7/05	8/05	9/05	10/05	11/05	12/05
Maximum activity	0.000226	0.000270	0.000226	0.000155	0.000161	0.000160	0.000155	0.000156	0.000149	0.000142	0.000128	0.000122
Technical specification limit	0.2	0.2	0.2	0.2	0.2	0.2	0.2	0.2	0.2	0.2	0.2	0.2
Indicator value	0.1	0.1	0.1	0.1	0.1	0.1	0.1	0.1	0.1	0.1	0.1	0.1

Licensee Comments: none

Reactor Coolant System Leakage



Thresholds: White > 50.0 Yellow > 100.0

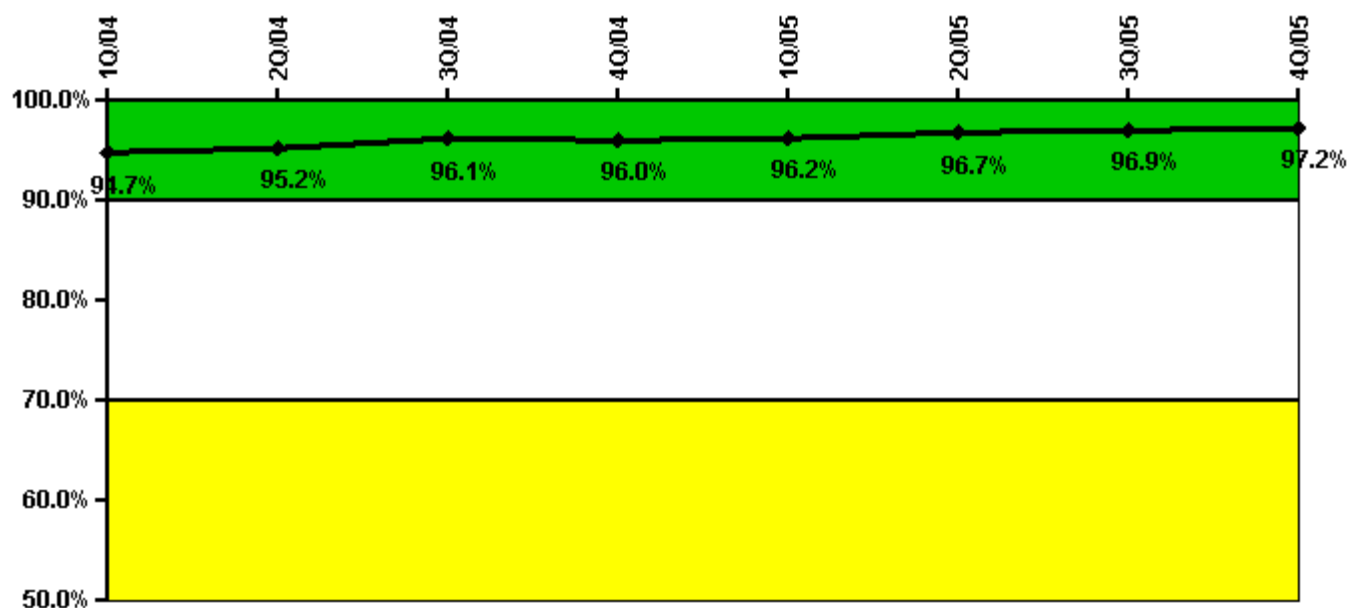
Notes

Reactor Coolant System Leakage	1/04	2/04	3/04	4/04	5/04	6/04	7/04	8/04	9/04	10/04	11/04	12/04
Maximum leakage	2.400	2.400	2.450	2.400	2.400	2.650	2.300	2.800	2.350	2.300	2.300	2.600
Technical specification limit	25.0	25.0	25.0	25.0	25.0	25.0	25.0	25.0	25.0	25.0	25.0	25.0
Indicator value	9.6	9.6	9.8	9.6	9.6	10.6	9.2	11.2	9.4	9.2	9.2	10.4

Reactor Coolant System Leakage	1/05	2/05	3/05	4/05	5/05	6/05	7/05	8/05	9/05	10/05	11/05	12/05
Maximum leakage	2.300	2.300	1.500	1.450	1.500	1.500	1.600	1.500	1.400	1.500	1.500	1.600
Technical specification limit	25.0	25.0	25.0	25.0	25.0	25.0	25.0	25.0	25.0	25.0	25.0	25.0
Indicator value	9.2	9.2	6.0	5.8	6.0	6.0	6.4	6.0	5.6	6.0	6.0	6.4

Licensee Comments: none

Drill/Exercise Performance



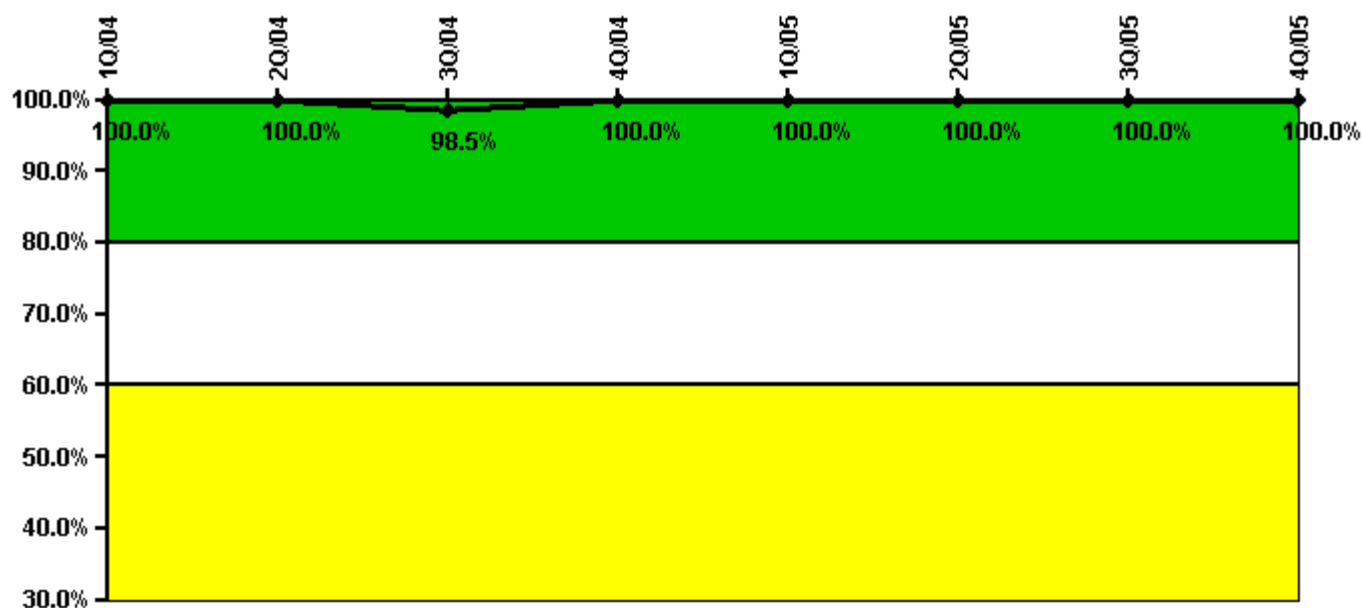
Thresholds: White < 90.0% Yellow < 70.0%

Notes

Drill/Exercise Performance	1Q/04	2Q/04	3Q/04	4Q/04	1Q/05	2Q/05	3Q/05	4Q/05
Successful opportunities	18.0	45.0	73.0	103.0	12.0	41.0	32.0	20.0
Total opportunities	20.0	46.0	74.0	107.0	12.0	41.0	32.0	22.0
Indicator value	94.7%	95.2%	96.1%	96.0%	96.2%	96.7%	96.9%	97.2%

Licensee Comments: none

ERO Drill Participation



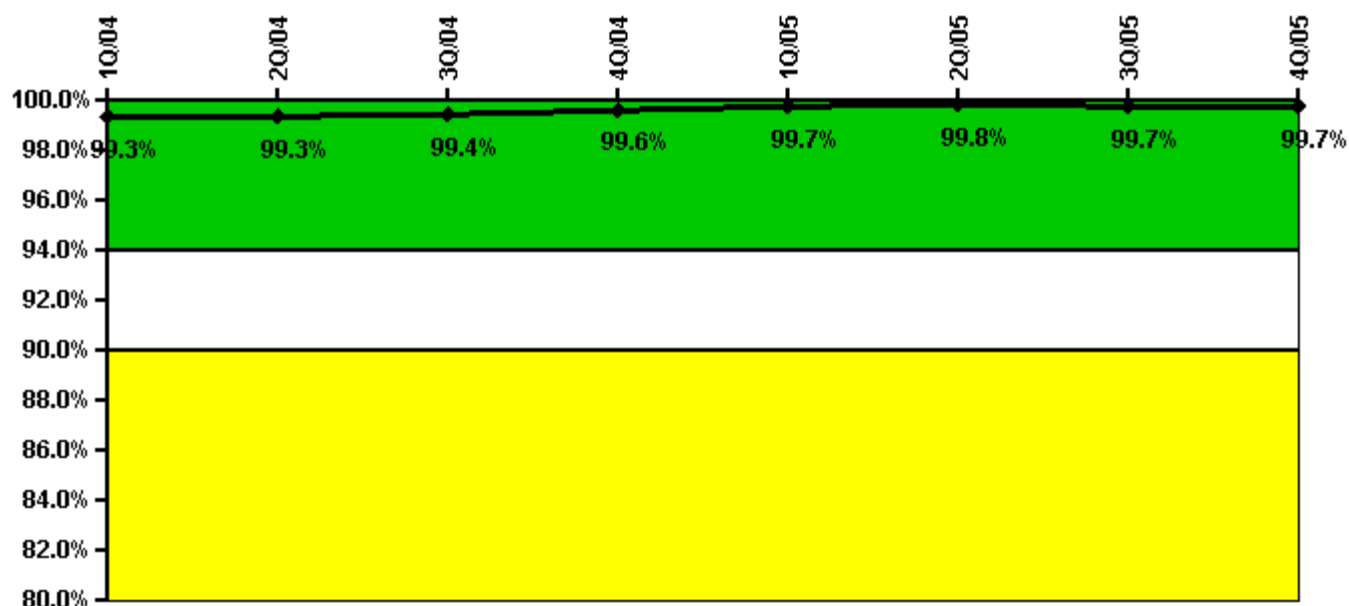
Thresholds: White < 80.0% Yellow < 60.0%

Notes

ERO Drill Participation	1Q/04	2Q/04	3Q/04	4Q/04	1Q/05	2Q/05	3Q/05	4Q/05
Participating Key personnel	62.0	67.0	66.0	66.0	68.0	70.0	64.0	66.0
Total Key personnel	62.0	67.0	67.0	66.0	68.0	70.0	64.0	66.0
Indicator value	100.0%	100.0%	98.5%	100.0%	100.0%	100.0%	100.0%	100.0%

Licensee Comments: none

Alert & Notification System



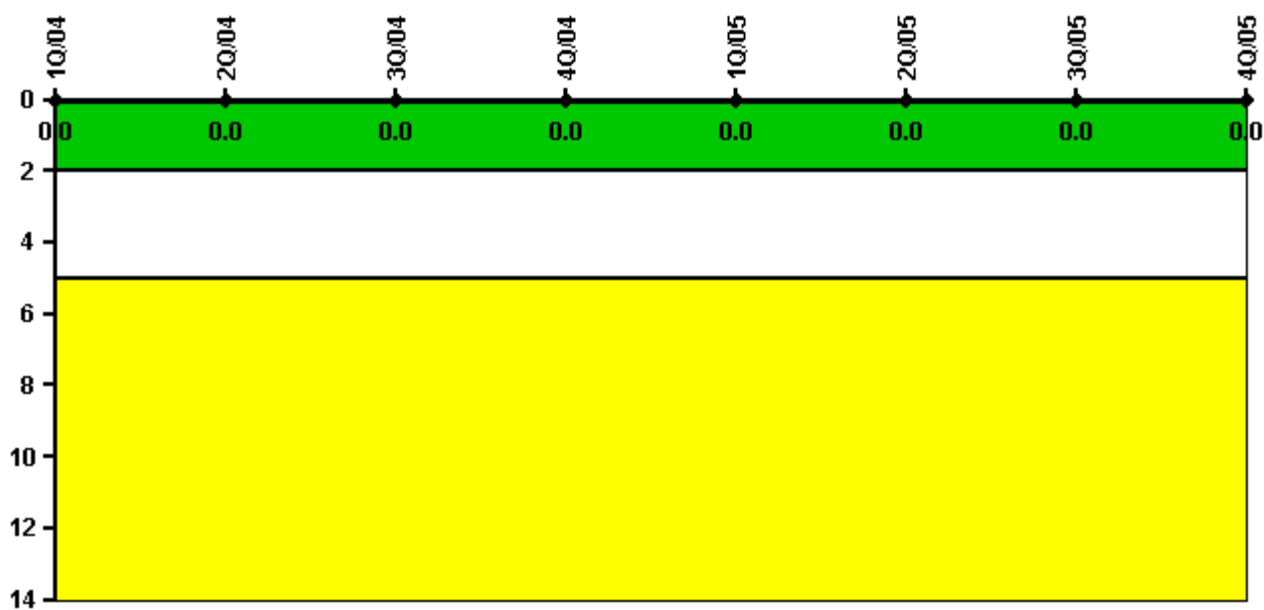
Thresholds: White < 94.0% Yellow < 90.0%

Notes

Alert & Notification System	1Q/04	2Q/04	3Q/04	4Q/04	1Q/05	2Q/05	3Q/05	4Q/05
Successful siren-tests	2134	2130	2140	2140	2143	2138	2133	2140
Total sirens-tests	2145	2145	2145	2145	2145	2145	2145	2145
Indicator value	99.3%	99.3%	99.4%	99.6%	99.7%	99.8%	99.7%	99.7%

Licensee Comments: none

Occupational Exposure Control Effectiveness



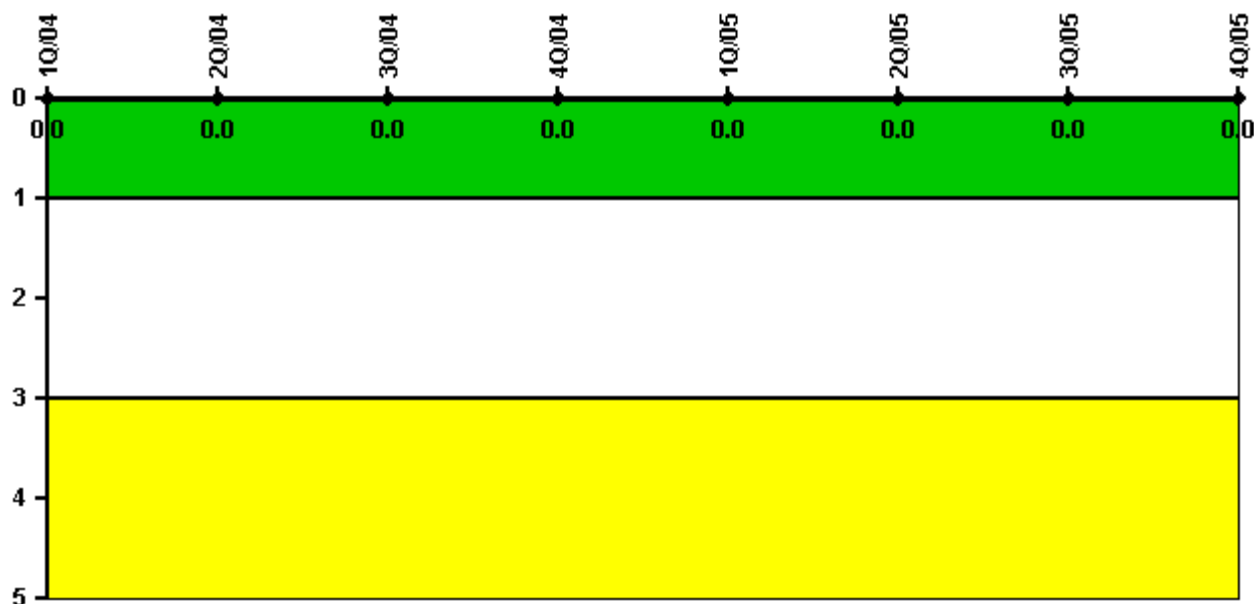
Thresholds: White > 2.0 Yellow > 5.0

Notes

Occupational Exposure Control Effectiveness	1Q/04	2Q/04	3Q/04	4Q/04	1Q/05	2Q/05	3Q/05	4Q/05
High radiation area occurrences	0	0	0	0	0	0	0	0
Very high radiation area occurrences	0	0	0	0	0	0	0	0
Unintended exposure occurrences	0	0	0	0	0	0	0	0
Indicator value	0	0	0	0	0	0	0	0

Licensee Comments: none

RETS/ODCM Radiological Effluent



Thresholds: White > 1.0 Yellow > 3.0

Notes

RETS/ODCM Radiological Effluent	1Q/04	2Q/04	3Q/04	4Q/04	1Q/05	2Q/05	3Q/05	4Q/05
RETS/ODCM occurrences	0	0	0	0	0	0	0	0
Indicator value	0	0	0	0	0	0	0	0

Licensee Comments: none

[Physical Protection](#) information not publicly available.