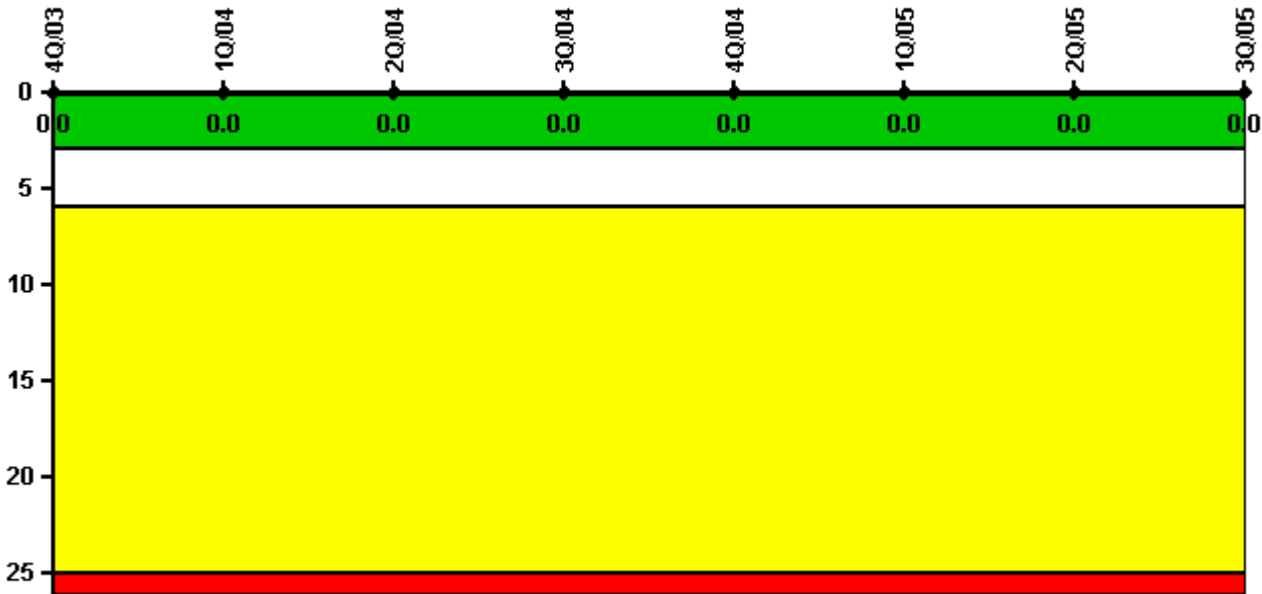


## Prairie Island 2

### 3Q/2005 Performance Indicators

Licensee's General Comments: none

#### Unplanned Scrams per 7000 Critical Hrs



**Thresholds: White > 3.0 Yellow > 6.0 Red > 25.0**

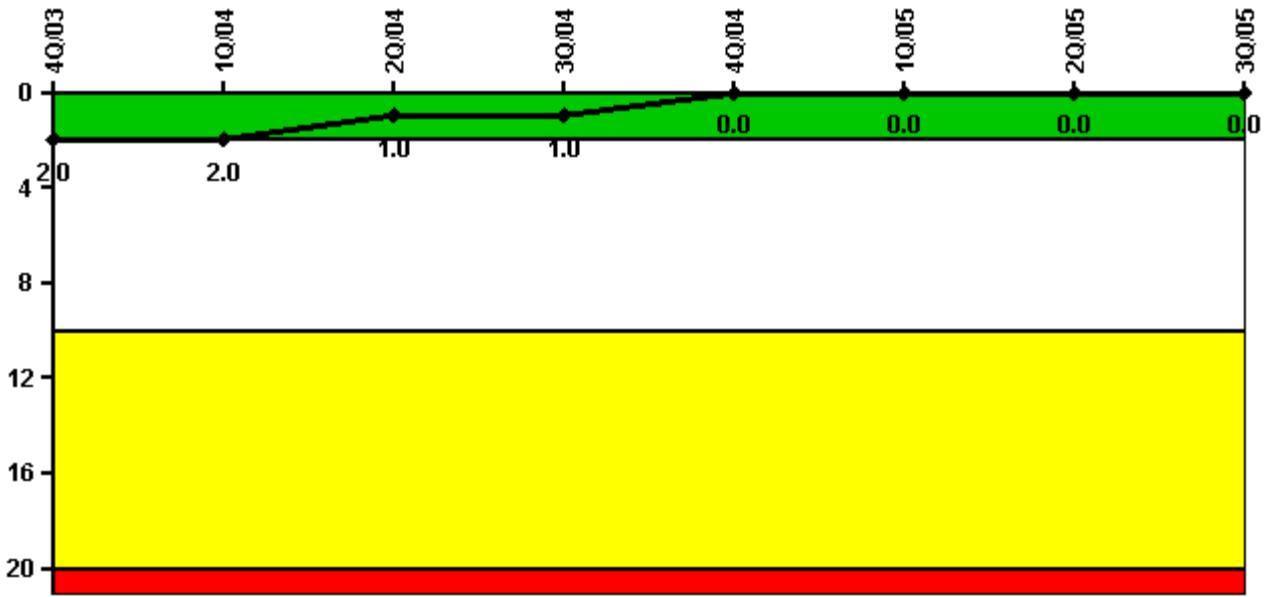
#### Notes

Unplanned Scrams per 7000 Critical Hrs	4Q/03	1Q/04	2Q/04	3Q/04	4Q/04	1Q/05	2Q/05	3Q/05
Unplanned scrams	0	0	0	0	0	0	0	0
Critical hours	2003.6	2184.0	2183.0	2208.0	2171.8	2122.6	800.6	2208.0
Indicator value	0	0	0	0	0	0	0	0

Licensee Comments: none

---

### Scrams with Loss of Normal Heat Removal



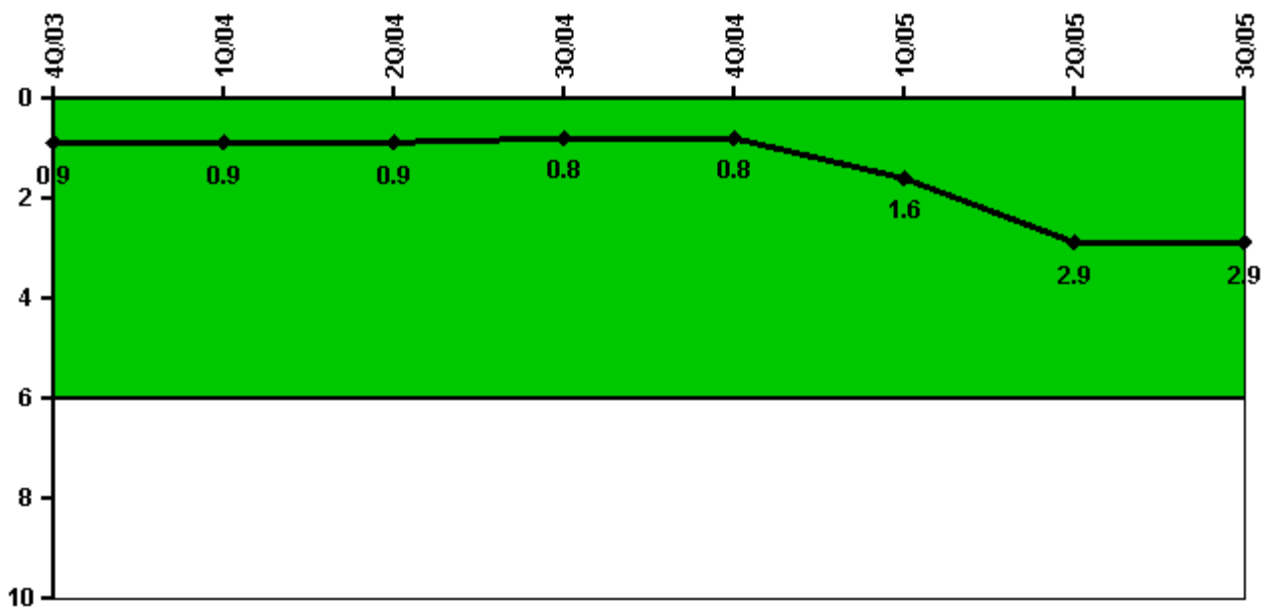
Thresholds: White > 2.0 Yellow > 10.0 Red > 20.0

#### Notes

Scrams with Loss of Normal Heat Removal	4Q/03	1Q/04	2Q/04	3Q/04	4Q/04	1Q/05	2Q/05	3Q/05
Scrams	0	0	0	0	0	0	0	0
Indicator value	2.0	2.0	1.0	1.0	0	0	0	0

Licensee Comments: none

### Unplanned Power Changes per 7000 Critical Hrs



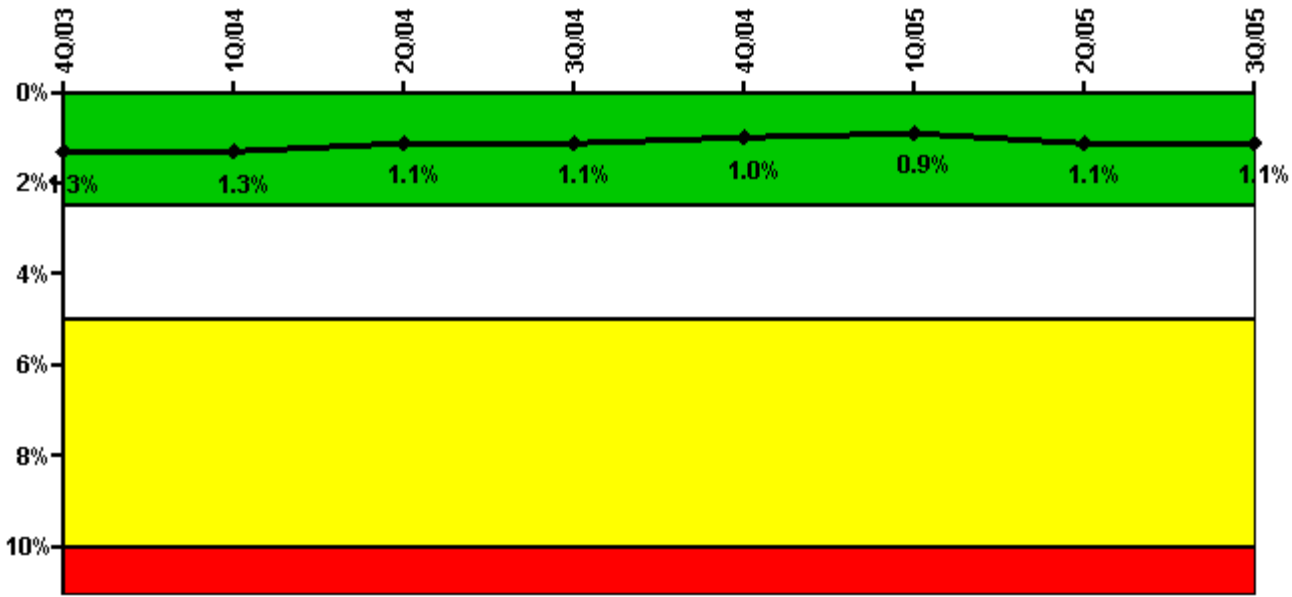
Thresholds: White > 6.0

#### Notes

Unplanned Power Changes per 7000 Critical Hrs	4Q/03	1Q/04	2Q/04	3Q/04	4Q/04	1Q/05	2Q/05	3Q/05
Unplanned power changes	1.0	0	0	0	1.0	1.0	1.0	0
Critical hours	2003.6	2184.0	2183.0	2208.0	2171.8	2122.6	800.6	2208.0
Indicator value	0.9	0.9	0.9	0.8	0.8	1.6	2.9	2.9

Licensee Comments: none

### Safety System Unavailability, Emergency AC Power



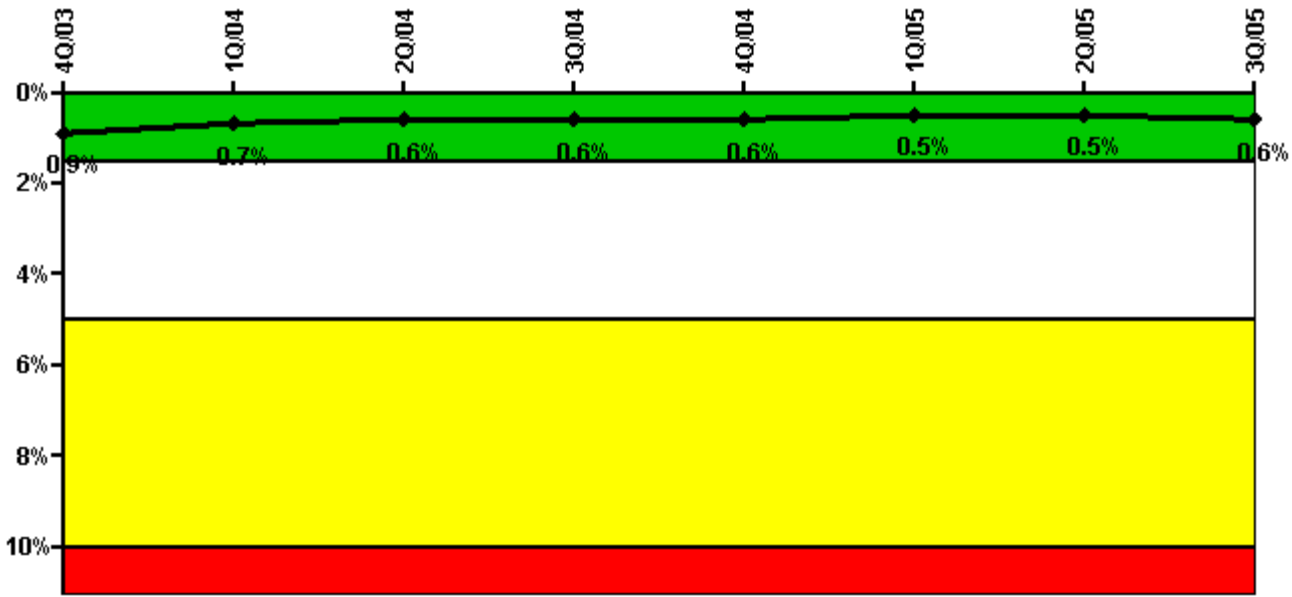
Thresholds: White > 2.5% Yellow > 5.0% Red > 10.0%

#### Notes

Safety System Unavailability, Emergency AC Power	4Q/03	1Q/04	2Q/04	3Q/04	4Q/04	1Q/05	2Q/05	3Q/05
<b>Train 1</b>								
Planned unavailable hours	0	29.78	13.52	1.77	1.98	114.57	0	13.28
Unplanned unavailable hours	0	0	111.28	0	0	0	140.62	0
Fault exposure hours	0	0	0	0	0	0	0	0
Effective Reset hours	0	0	0	0	0	0	0	0
Required hours	2209.00	2184.00	2183.00	2208.00	2209.00	2160.00	2183.00	2208.00
<b>Train 2</b>								
Planned unavailable hours	0	16.30	0	14.75	13.17	0	0	0
Unplanned unavailable hours	30.02	0	0	29.05	7.63	0	0	0
Fault exposure hours	0	0	0	0	0	0	0	0
Effective Reset hours	0	0	0	0	0	0	0	0
Required hours	2209.00	2184.00	2183.00	2208.00	2209.00	2160.00	2183.00	2208.00
<b>Indicator value</b>	<b>1.3%</b>	<b>1.3%</b>	<b>1.1%</b>	<b>1.1%</b>	<b>1.0%</b>	<b>0.9%</b>	<b>1.1%</b>	<b>1.1%</b>

Licensee Comments: none

### Safety System Unavailability, High Pressure Injection System (HPSI)



Thresholds: White > 1.5% Yellow > 5.0% Red > 10.0%

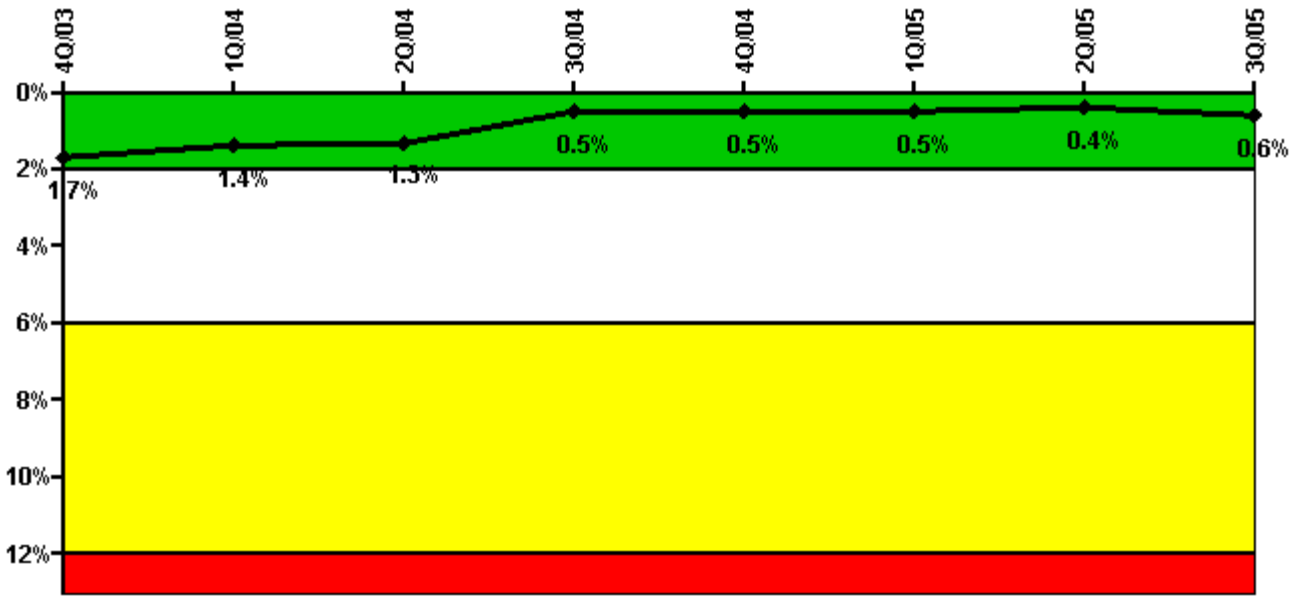
**Notes**

Safety System Unavailability, High Pressure Injection System (HPSI)	4Q/03	1Q/04	2Q/04	3Q/04	4Q/04	1Q/05	2Q/05	3Q/05
<b>Train 1</b>								
Planned unavailable hours	0.25	14.80	9.72	21.65	0.30	11.22	3.65	2.49
Unplanned unavailable hours	0	0	0	0	0	0	0	22.18
Fault exposure hours	0	0	0	0	0	0	0	0
Effective Reset hours	0	0	0	0	0	0	0	0
Required hours	2003.60	2184.00	2183.00	2208.00	2171.80	2122.60	800.59	2208.00
<b>Train 2</b>								
Planned unavailable hours	16.32	5.50	4.55	20.71	4.28	8.19	1.69	16.92
Unplanned unavailable hours	0	0	0	0	2.22	0	0	0
Fault exposure hours	0	0	0	0	0	0	0	0
Effective Reset hours	0	0	0	0	0	0	0	0
Required hours	2003.60	2184.00	2183.00	2208.00	2171.80	2122.60	800.59	2208.00
<b>Indicator value</b>	<b>0.9%</b>	<b>0.7%</b>	<b>0.6%</b>	<b>0.6%</b>	<b>0.6%</b>	<b>0.5%</b>	<b>0.5%</b>	<b>0.6%</b>

Licensee Comments:

3Q/05: (July 2005) Train 1 Cooling Water (support system), 23.48 hours of T/2 fault exposure hours.

### Safety System Unavailability, Heat Removal System (AFW)



Thresholds: White > 2.0% Yellow > 6.0% Red > 12.0%

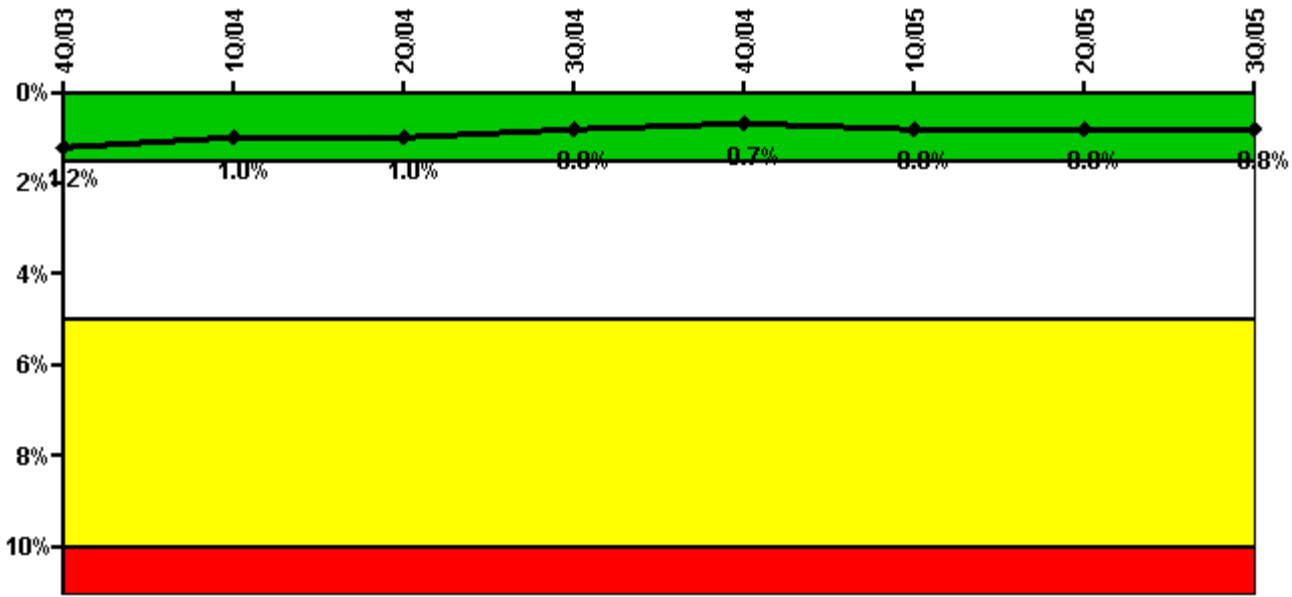
#### Notes

Safety System Unavailability, Heat Removal System (AFW)	4Q/03	1Q/04	2Q/04	3Q/04	4Q/04	1Q/05	2Q/05	3Q/05
<b>Train 1</b>								
Planned unavailable hours	2.52	16.97	6.32	13.08	1.05	18.35	3.80	22.22
Unplanned unavailable hours	0	0	0	0	7.22	7.58	0	22.18
Fault exposure hours	0	0	0	0	0	0	0	0
Effective Reset hours	0	0	0	0	0	0	0	0
Required hours	2003.60	2184.00	2183.00	2208.00	2171.80	2122.60	800.59	2208.00
<b>Train 2</b>								
Planned unavailable hours	59.37	0.87	7.58	8.27	4.85	2.75	0.82	18.47
Unplanned unavailable hours	0	0	0	0	0	0	0	0
Fault exposure hours	0	0	0	0	0	0	0	0
Effective Reset hours	0	0	0	0	0	0	0	0
Required hours	2003.60	2184.00	2183.00	2208.00	2171.80	2122.60	800.59	2208.00
<b>Indicator value</b>	<b>1.7%</b>	<b>1.4%</b>	<b>1.3%</b>	<b>0.5%</b>	<b>0.5%</b>	<b>0.5%</b>	<b>0.4%</b>	<b>0.6%</b>

Licensee Comments:

3Q/05: (July 2005) Train 1 Cooling Water (support system), 23.48 hours of T/2 fault exposure hours.

### Safety System Unavailability, Residual Heat Removal System



Thresholds: White > 1.5% Yellow > 5.0% Red > 10.0%

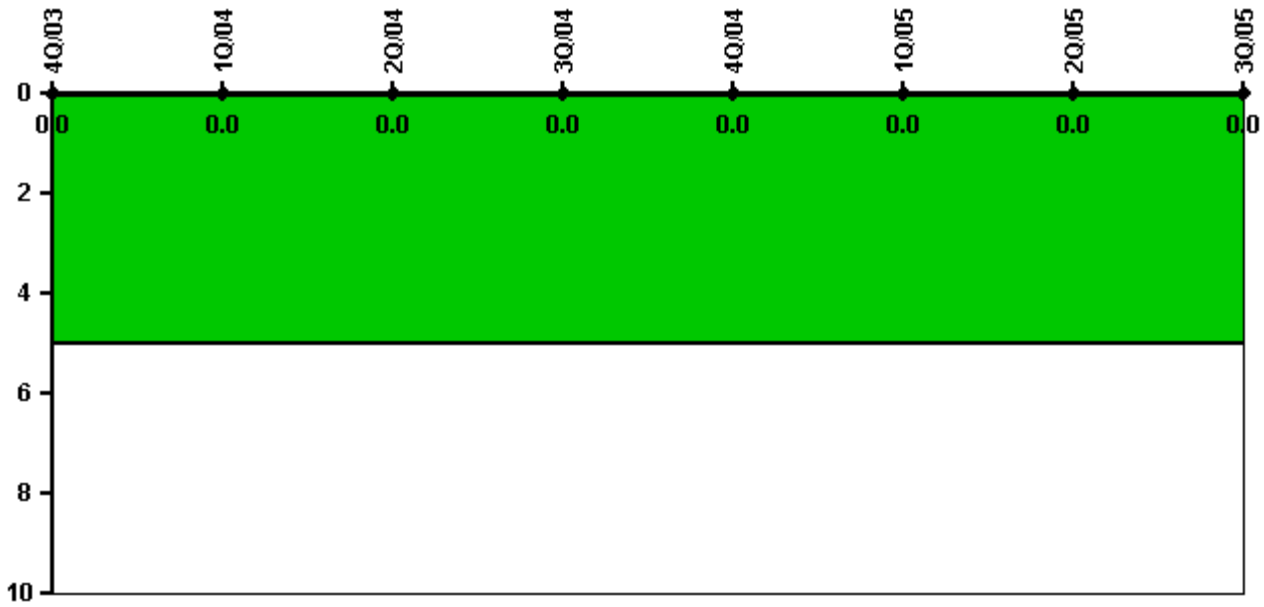
**Notes**

Safety System Unavailability, Residual Heat Removal System	4Q/03	1Q/04	2Q/04	3Q/04	4Q/04	1Q/05	2Q/05	3Q/05
<b>Train 1</b>								
Planned unavailable hours	3.81	16.88	12.69	18.32	3.18	16.51	4.90	5.66
Unplanned unavailable hours	34.25	0	0	0	0	0	4.26	22.18
Fault exposure hours	0	0	0	0	0	0	0	0
Effective Reset hours	0	0	0	0	0	0	0	0
Required hours	2209.00	2184.00	2183.00	2208.00	2209.00	2160.00	2183.00	2208.00
<b>Train 2</b>								
Planned unavailable hours	21.74	7.00	6.80	22.34	8.10	14.03	7.27	19.47
Unplanned unavailable hours	0	0	0	0	2.22	0	43.36	0
Fault exposure hours	0	0	0	0	0	0	0	0
Effective Reset hours	0	0	0	0	0	0	0	0
Required hours	2209.00	2184.00	2183.00	2208.00	2209.00	2160.00	2183.00	2208.00
<b>Indicator value</b>	<b>1.2%</b>	<b>1.0%</b>	<b>1.0%</b>	<b>0.8%</b>	<b>0.7%</b>	<b>0.8%</b>	<b>0.8%</b>	<b>0.8%</b>

Licensee Comments:

3Q/05: (July 2005) Train 1 Cooling Water (support system), 23.48 hours of T/2 fault exposure hours.

### Safety System Functional Failures (PWR)



Thresholds: White > 5.0

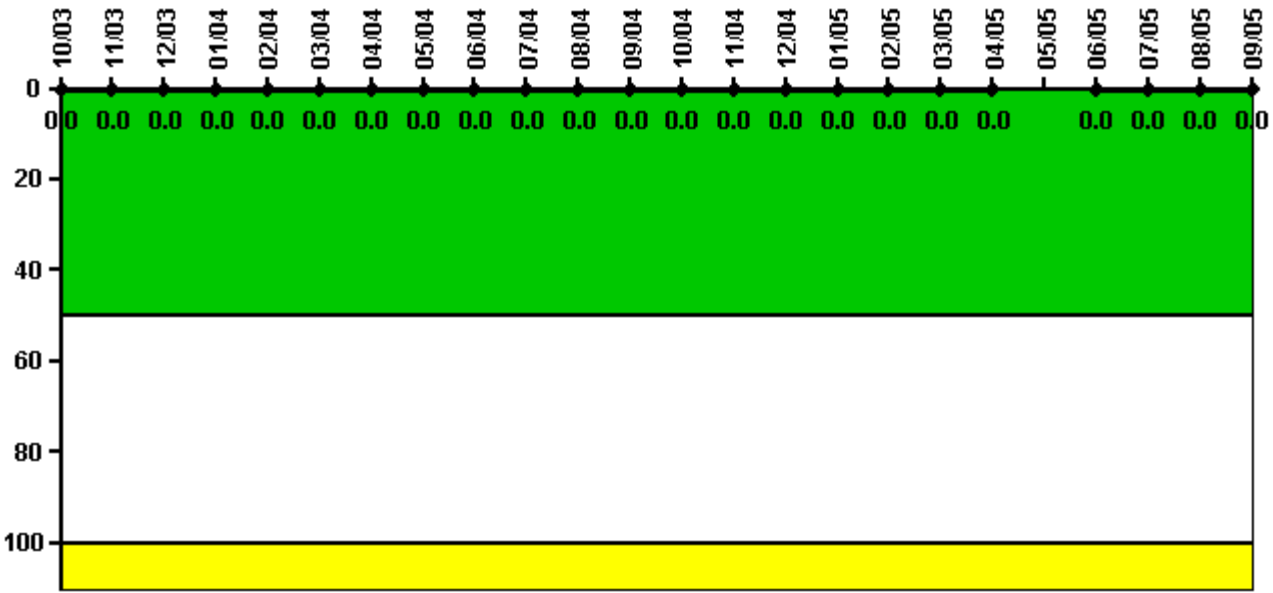
#### Notes

Safety System Functional Failures (PWR)	4Q/03	1Q/04	2Q/04	3Q/04	4Q/04	1Q/05	2Q/05	3Q/05
Safety System Functional Failures	0	0	0	0	0	0	0	0
Indicator value	0	0	0	0	0	0	0	0

Licensee Comments: none



### Reactor Coolant System Activity



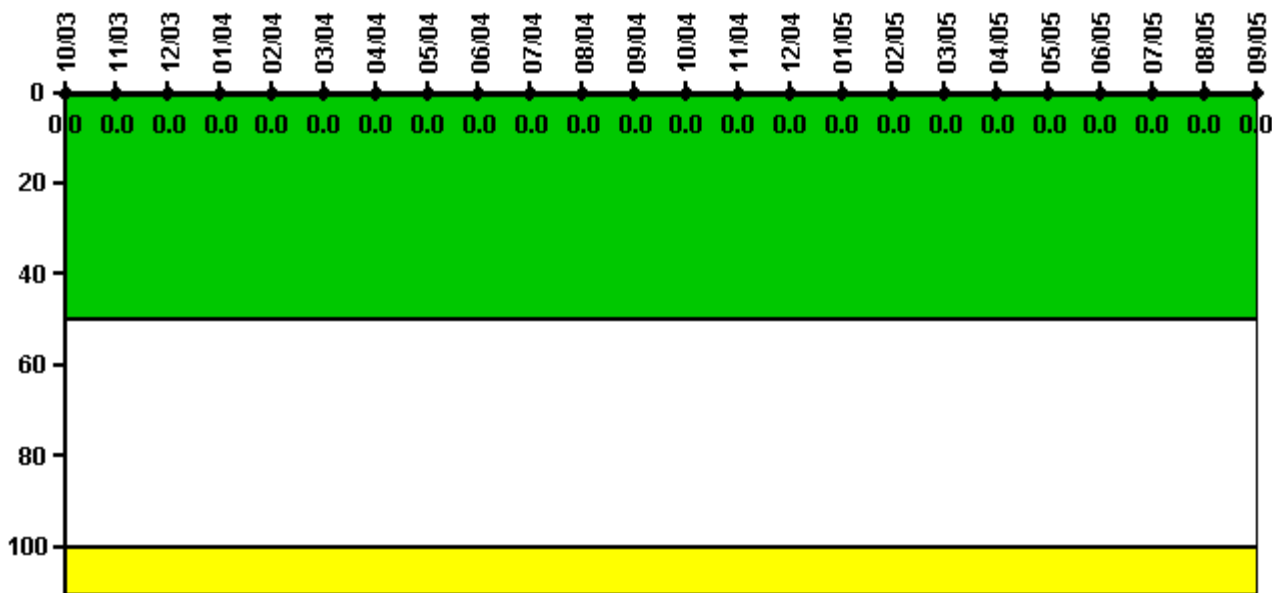
Thresholds: White > 50.0 Yellow > 100.0

#### Notes

Reactor Coolant System Activity	10/03	11/03	12/03	1/04	2/04	3/04	4/04	5/04	6/04	7/04	8/04	9/04
Maximum activity	0.000180	0.000190	0.000210	0.000240	0.000220	0.000230	0.000220	0.000230	0.000250	0.000260	0.000250	0.000270
Technical specification limit	1.0	1.0	1.0	1.0	1.0	1.0	1.0	1.0	1.0	1.0	1.0	1.0
Indicator value	0	0	0	0	0	0	0	0	0	0	0	0
Reactor Coolant System Activity	10/04	11/04	12/04	1/05	2/05	3/05	4/05	5/05	6/05	7/05	8/05	9/05
Maximum activity	0.000290	0.000290	0.000280	0.000310	0.000290	0.000270	0.000430	N/A	0.000310	0.000210	0.000270	0.000210
Technical specification limit	1.0	1.0	1.0	1.0	1.0	1.0	1.0	1.0	1.0	1.0	1.0	1.0
Indicator value	0	0	0	0	0	0	0	N/A	0	0	0	0

Licensee Comments: none

### Reactor Coolant System Leakage



Thresholds: White > 50.0 Yellow > 100.0

#### Notes

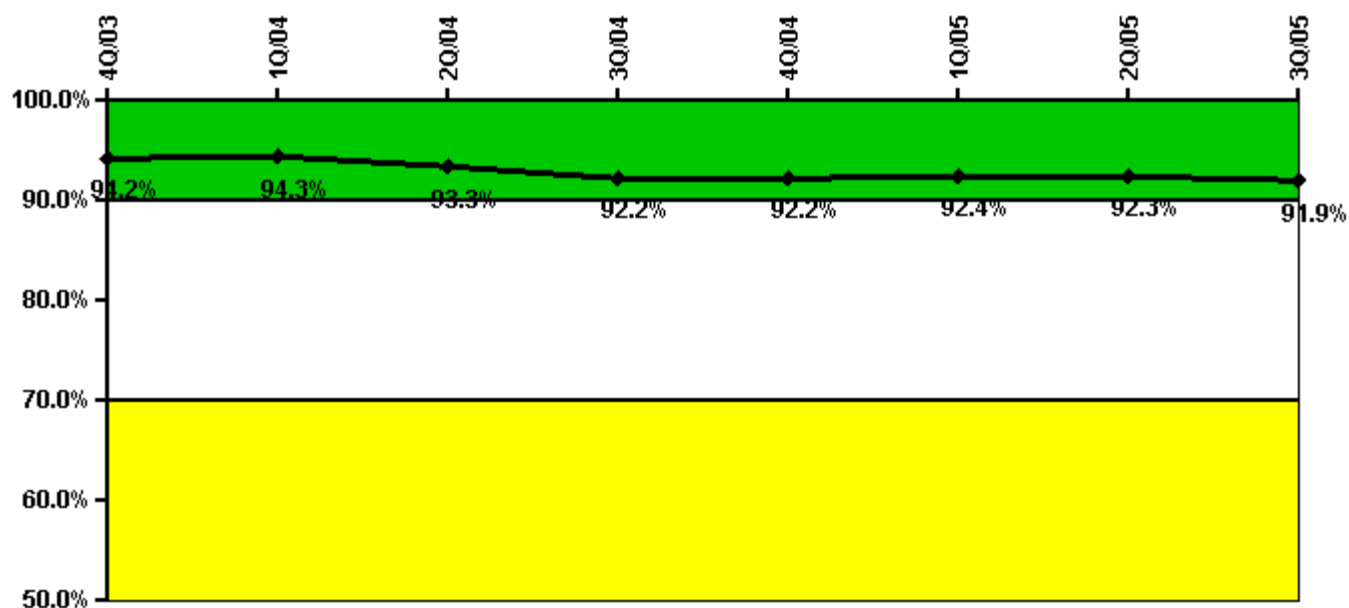
Reactor Coolant System Leakage	10/03	11/03	12/03	1/04	2/04	3/04	4/04	5/04	6/04	7/04	8/04	9/04
Maximum leakage	0	0	0	0	0	0	0	0	0	0	0	0
Technical specification limit	10.0	10.0	10.0	10.0	10.0	10.0	10.0	10.0	10.0	10.0	10.0	10.0
Indicator value	0	0	0	0	0	0	0	0	0	0	0	0

Reactor Coolant System Leakage	10/04	11/04	12/04	1/05	2/05	3/05	4/05	5/05	6/05	7/05	8/05	9/05
Maximum leakage	0	0	0	0	0	0	0	0	0	0	0	0
Technical specification limit	10.0	10.0	10.0	10.0	10.0	10.0	10.0	10.0	10.0	10.0	10.0	10.0
Indicator value	0	0	0	0	0	0	0	0	0	0	0	0

Licensee Comments: none

### Drill/Exercise Performance



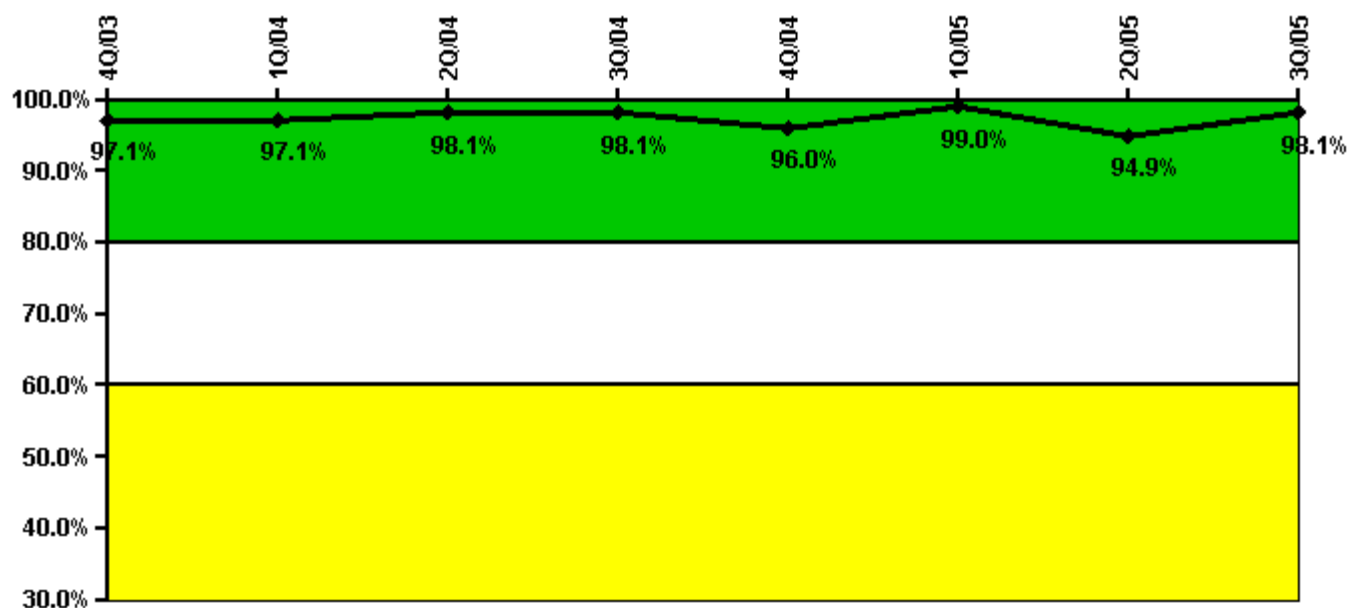
Thresholds: White < 90.0% Yellow < 70.0%

#### Notes

Drill/Exercise Performance	4Q/03	1Q/04	2Q/04	3Q/04	4Q/04	1Q/05	2Q/05	3Q/05
Successful opportunities	27.0	18.0	27.0	30.0	10.0	33.0	10.0	26.0
Total opportunities	29.0	19.0	33.0	32.0	10.0	34.0	10.0	30.0
Indicator value	94.2%	94.3%	93.3%	92.2%	92.2%	92.4%	92.3%	91.9%

Licensee Comments: none

### ERO Drill Participation



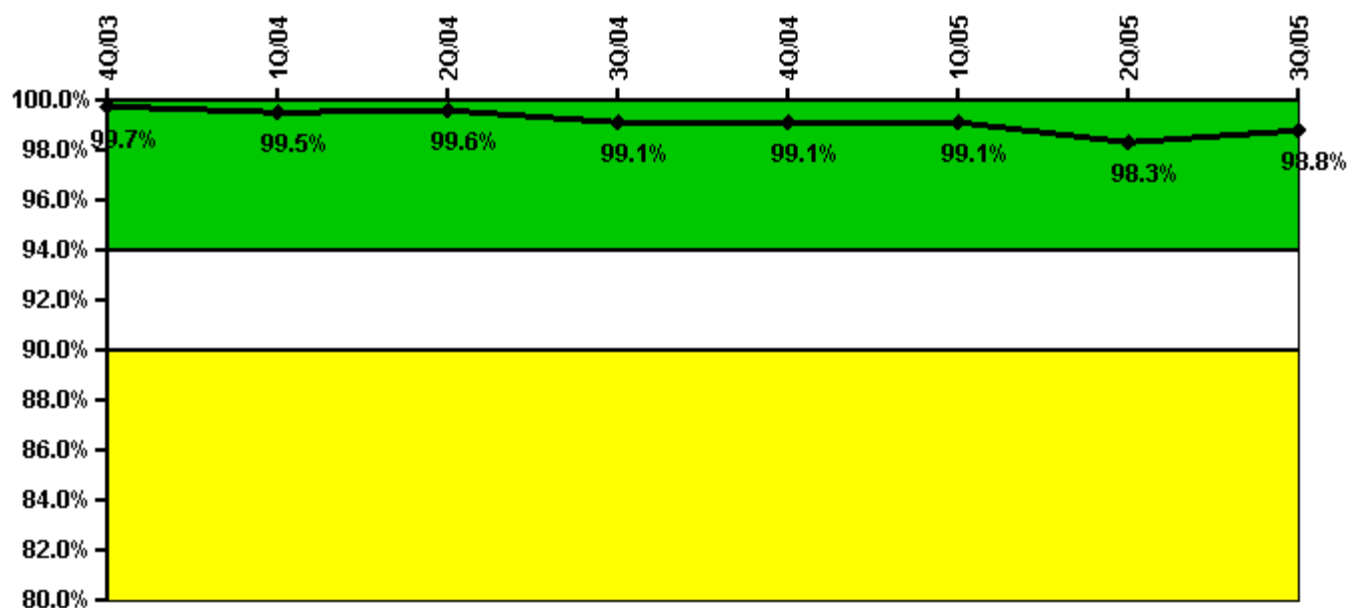
Thresholds: White < 80.0% Yellow < 60.0%

#### Notes

ERO Drill Participation	4Q/03	1Q/04	2Q/04	3Q/04	4Q/04	1Q/05	2Q/05	3Q/05
Participating Key personnel	102.0	101.0	101.0	101.0	96.0	100.0	150.0	157.0
Total Key personnel	105.0	104.0	103.0	103.0	100.0	101.0	158.0	160.0
Indicator value	97.1%	97.1%	98.1%	98.1%	96.0%	99.0%	94.9%	98.1%

Licensee Comments: none

### Alert & Notification System



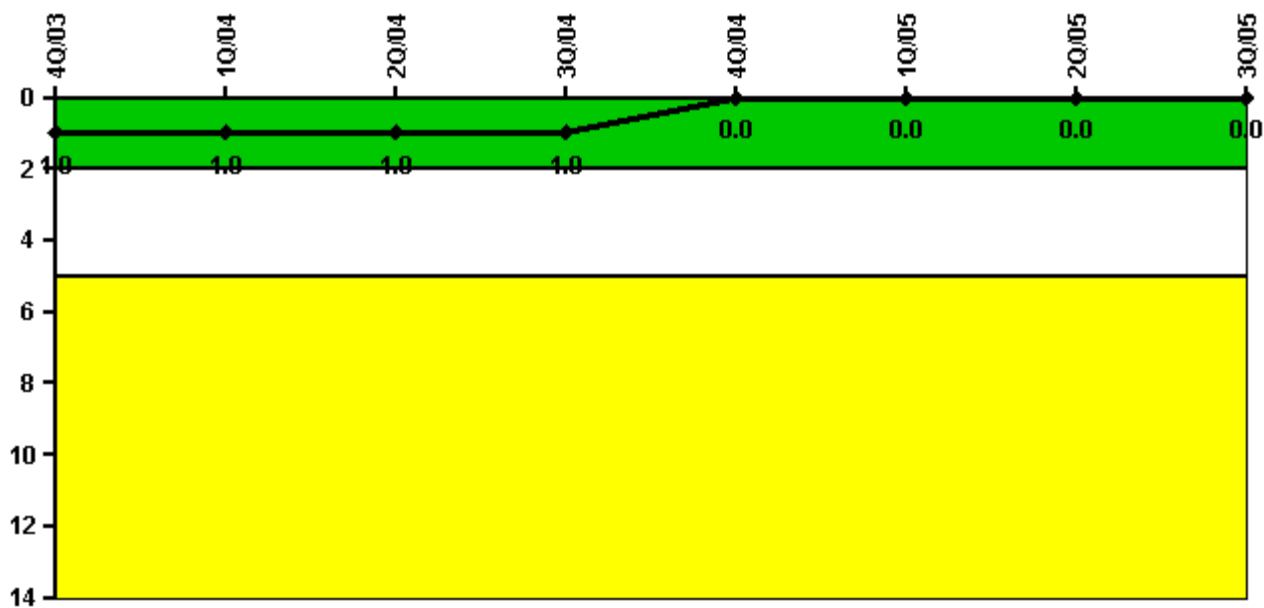
Thresholds: White < 94.0% Yellow < 90.0%

#### Notes

Alert & Notification System	4Q/03	1Q/04	2Q/04	3Q/04	4Q/04	1Q/05	2Q/05	3Q/05
Successful siren-tests	1152	1354	1363	1332	1361	1356	1357	1397
Total sirens-tests	1155	1365	1365	1365	1365	1365	1404	1404
Indicator value	99.7%	99.5%	99.6%	99.1%	99.1%	99.1%	98.3%	98.8%

Licensee Comments: none

### Occupational Exposure Control Effectiveness



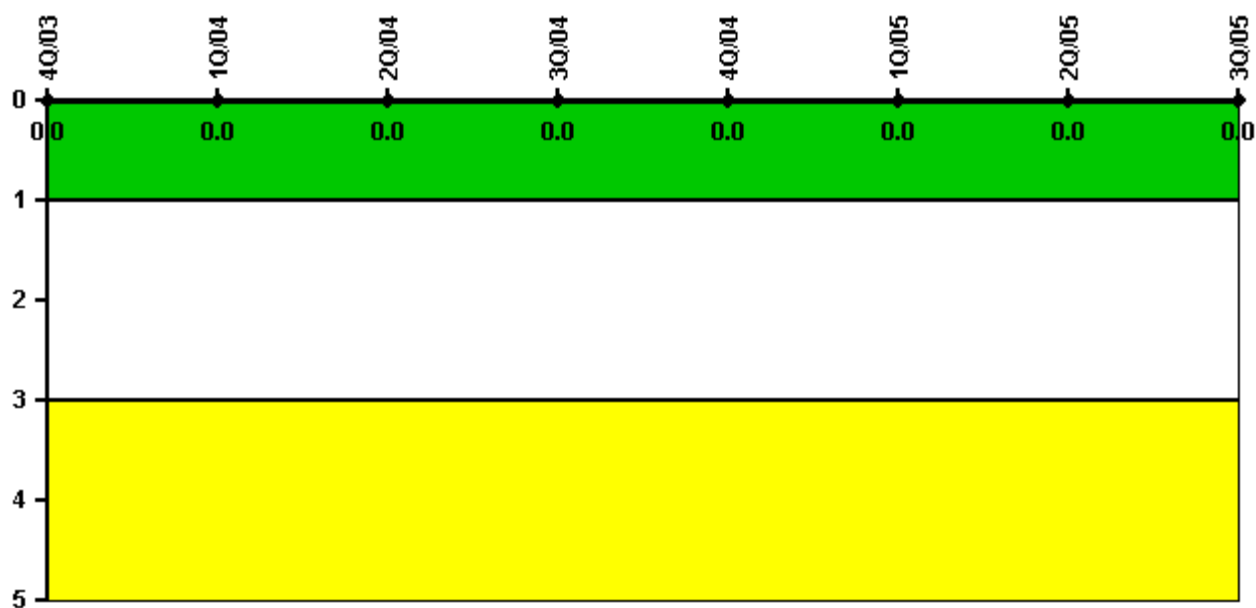
Thresholds: White > 2.0 Yellow > 5.0

#### Notes

Occupational Exposure Control Effectiveness	4Q/03	1Q/04	2Q/04	3Q/04	4Q/04	1Q/05	2Q/05	3Q/05
High radiation area occurrences	1	0	0	0	0	0	0	0
Very high radiation area occurrences	0	0	0	0	0	0	0	0
Unintended exposure occurrences	0	0	0	0	0	0	0	0
<b>Indicator value</b>	<b>1</b>	<b>1</b>	<b>1</b>	<b>1</b>	<b>0</b>	<b>0</b>	<b>0</b>	<b>0</b>

Licensee Comments: none

### RETS/ODCM Radiological Effluent



Thresholds: White > 1.0 Yellow > 3.0

#### Notes

RETS/ODCM Radiological Effluent	4Q/03	1Q/04	2Q/04	3Q/04	4Q/04	1Q/05	2Q/05	3Q/05
RETS/ODCM occurrences	0	0	0	0	0	0	0	0
Indicator value	0	0	0	0	0	0	0	0

Licensee Comments: none

[Physical Protection](#) information not publicly available.