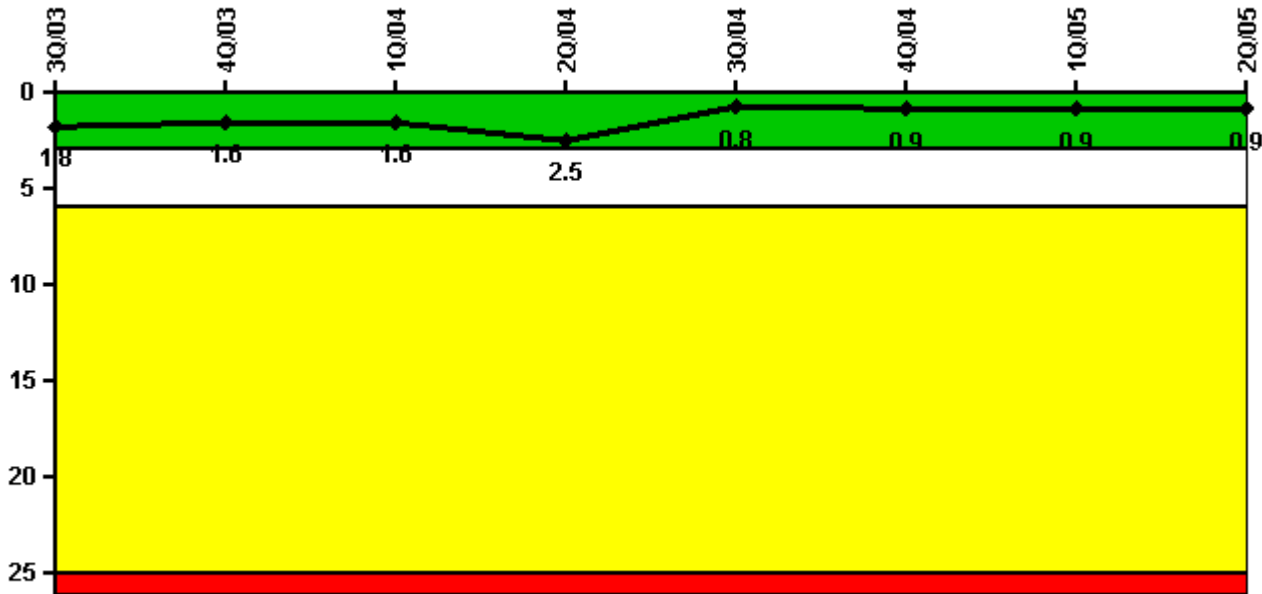


Oyster Creek

2Q/2005 Performance Indicators

Licensee's General Comments: none

Unplanned Scrams per 7000 Critical Hrs



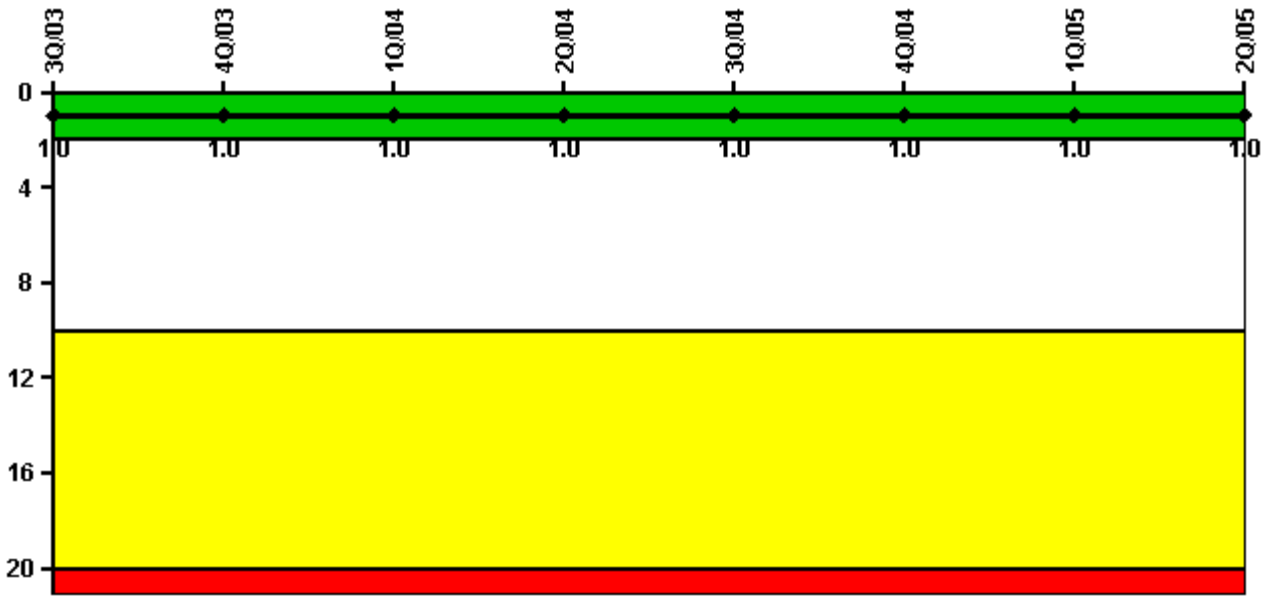
Thresholds: White > 3.0 Yellow > 6.0 Red > 25.0

Notes

Unplanned Scrams per 7000 Critical Hrs	3Q/03	4Q/03	1Q/04	2Q/04	3Q/04	4Q/04	1Q/05	2Q/05
Unplanned scrams	2.0	0	0	1.0	0	0	0	1.0
Critical hours	2118.8	2209.0	2184.0	2058.4	2049.7	1750.3	2160.0	2139.0
Indicator value	1.8	1.6	1.6	2.5	0.8	0.9	0.9	0.9

Licensee Comments: none

Scrams with Loss of Normal Heat Removal



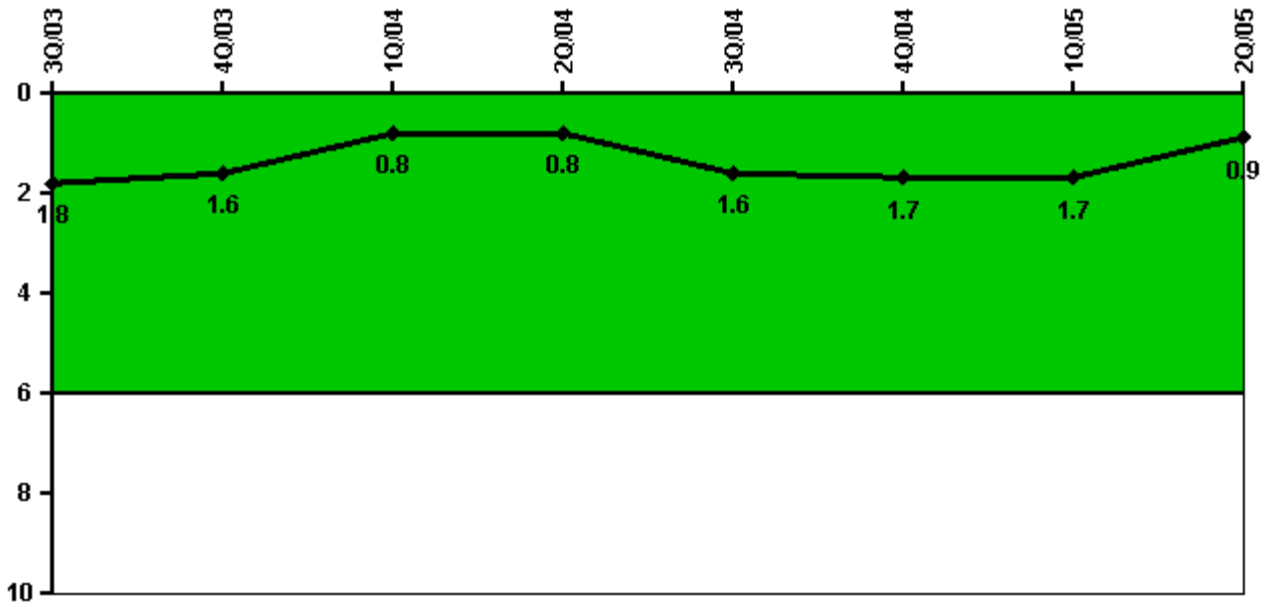
Thresholds: White > 2.0 Yellow > 10.0 Red > 20.0

Notes

Scrams with Loss of Normal Heat Removal	3Q/03	4Q/03	1Q/04	2Q/04	3Q/04	4Q/04	1Q/05	2Q/05
Scrams	1.0	0	0	0	0	0	0	0
Indicator value	1.0	1.0	1.0	1.0	1.0	1.0	1.0	1.0

Licensee Comments: none

Unplanned Power Changes per 7000 Critical Hrs



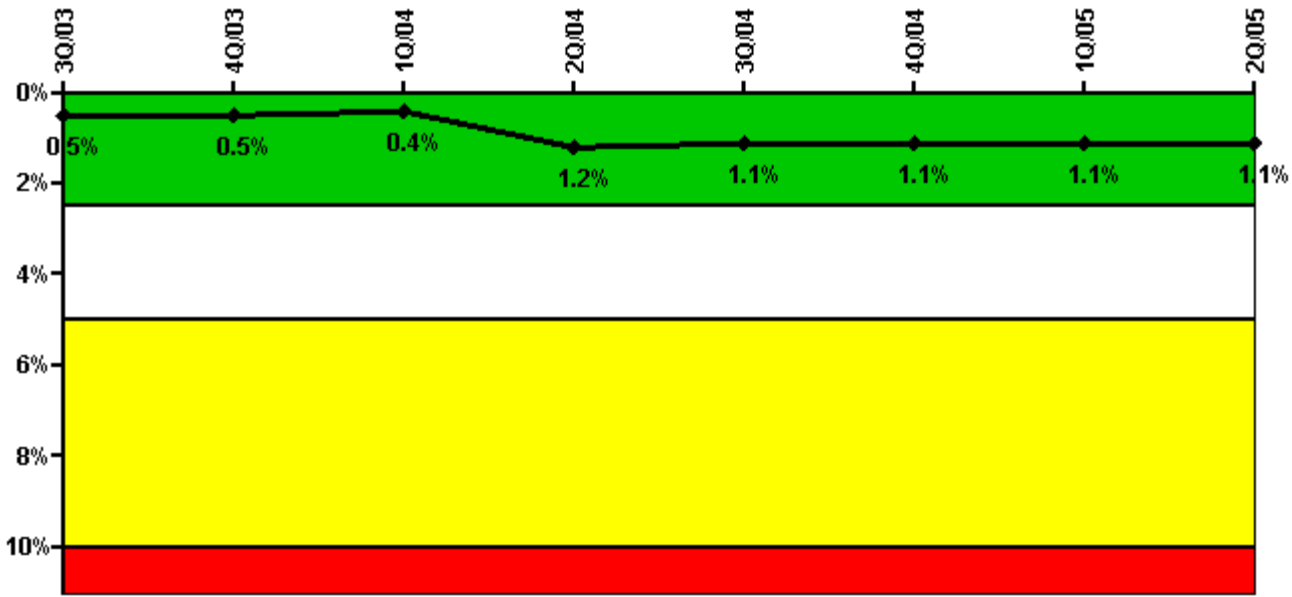
Thresholds: White > 6.0

Notes

Unplanned Power Changes per 7000 Critical Hrs	3Q/03	4Q/03	1Q/04	2Q/04	3Q/04	4Q/04	1Q/05	2Q/05
Unplanned power changes	0	0	0	1.0	1.0	0	0	0
Critical hours	2118.8	2209.0	2184.0	2058.4	2049.7	1750.3	2160.0	2139.0
Indicator value	1.8	1.6	0.8	0.8	1.6	1.7	1.7	0.9

Licensee Comments: none

Safety System Unavailability, Emergency AC Power



Thresholds: White > 2.5% Yellow > 5.0% Red > 10.0%

Notes

Safety System Unavailability, Emergency AC Power	3Q/03	4Q/03	1Q/04	2Q/04	3Q/04	4Q/04	1Q/05	2Q/05
Train 1								
Planned unavailable hours	0	0	0	0	0	11.35	0	8.53
Unplanned unavailable hours	0	0	0	12.83	0	0	0.12	0
Fault exposure hours	0	0	0	406.45	0	0	0	0
Effective Reset hours	0	0	0	0	0	0	0	0
Required hours	2208.00	2209.00	2184.00	2183.00	2208.00	2209.00	2160.00	2183.00
Train 2								
Planned unavailable hours	0	7.08	0	13.62	0	0	0	0
Unplanned unavailable hours	0	0	0	0	0	0	0	0
Fault exposure hours	0	0	0	0	0	0	0	0
Effective Reset hours	0	0	0	0	0	0	0	0
Required hours	2208.00	2209.00	2184.00	2183.00	2208.00	2209.00	2160.00	2183.00
Indicator value	0.5%	0.5%	0.4%	1.2%	1.1%	1.1%	1.1%	1.1%

Licensee Comments: none

Safety System Unavailability, High Pressure Injection System

**Not applicable due to
unique design
characteristics.
Performance in this area
will be assessed through
focused NRC inspection
efforts.**

Notes

Safety System Unavailability, High Pressure Injection System	3Q/03	4Q/03	1Q/04	2Q/04	3Q/04	4Q/04	1Q/05	2Q/05
Train 1								
Planned unavailable hours	8.20	8.50	8.90	9.90	8.90	7.90	7.90	9.20
Unplanned unavailable hours	0	0	0	0	0	0	0	0
Fault exposure hours	0	0	0	0	0	0	0	0
Effective Reset hours	0	0	0	0	0	0	0	0
Required hours	2147.30	2209.00	2184.00	2058.60	2049.70	1750.33	2160.00	2183.00
Train 2								
Planned unavailable hours	10.40	16.20	8.50	11.80	7.60	7.10	9.00	26.40
Unplanned unavailable hours	0	0	0	0	0	0	0	0
Fault exposure hours	0	0	0	0	0	0	0	0
Effective Reset hours	0	0	0	0	0	0	0	0
Required hours	2147.30	2209.00	2184.00	2058.60	2049.70	1750.33	2160.00	2183.00
Indicator value	0.6%	0.6%	0.6%	0.6%	0.6%	0.6%	0.6%	0.6%

Licensee Comments: none

Safety System Unavailability, Heat Removal System

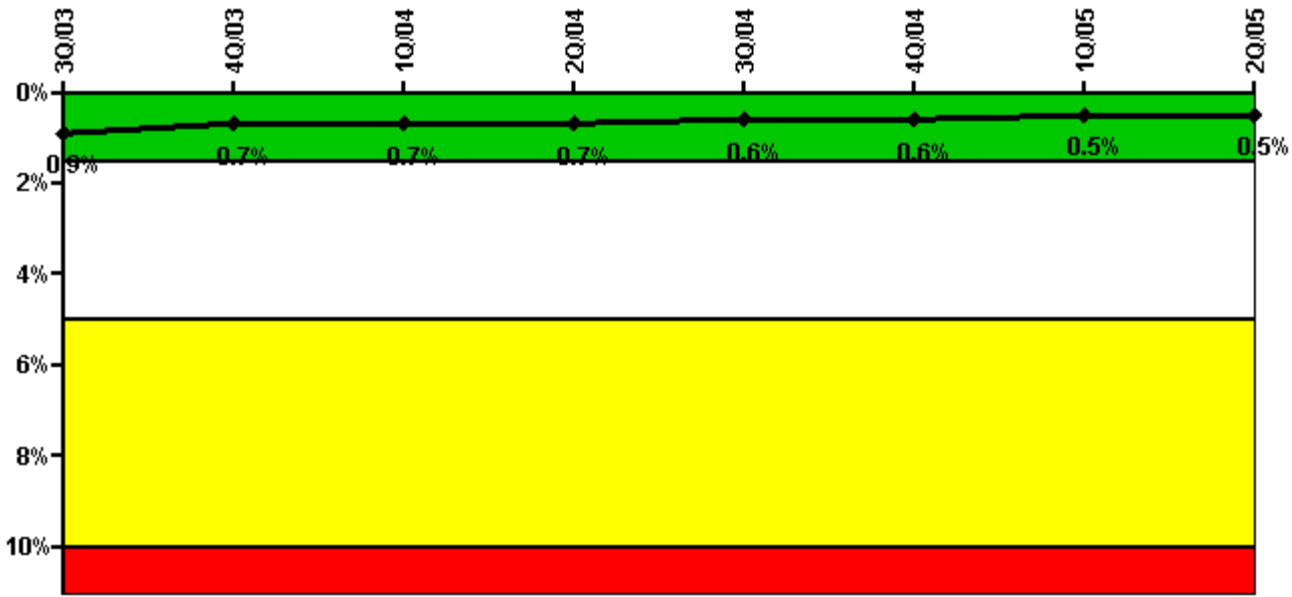
Thresholds
under
development /
review

Notes

Safety System Unavailability, Heat Removal System	3Q/03	4Q/03	1Q/04	2Q/04	3Q/04	4Q/04	1Q/05	2Q/05
Train 1								
Planned unavailable hours								
Unplanned unavailable hours								
Fault exposure hours								
Effective Reset hours	0	0	0	0	0	0	0	0
Required hours								
Train 2								
Planned unavailable hours								
Unplanned unavailable hours								
Fault exposure hours								
Effective Reset hours	0	0	0	0	0	0	0	0
Required hours								
Indicator value								

Licensee Comments: none

Safety System Unavailability, Residual Heat Removal System



Thresholds: White > 1.5% Yellow > 5.0% Red > 10.0%

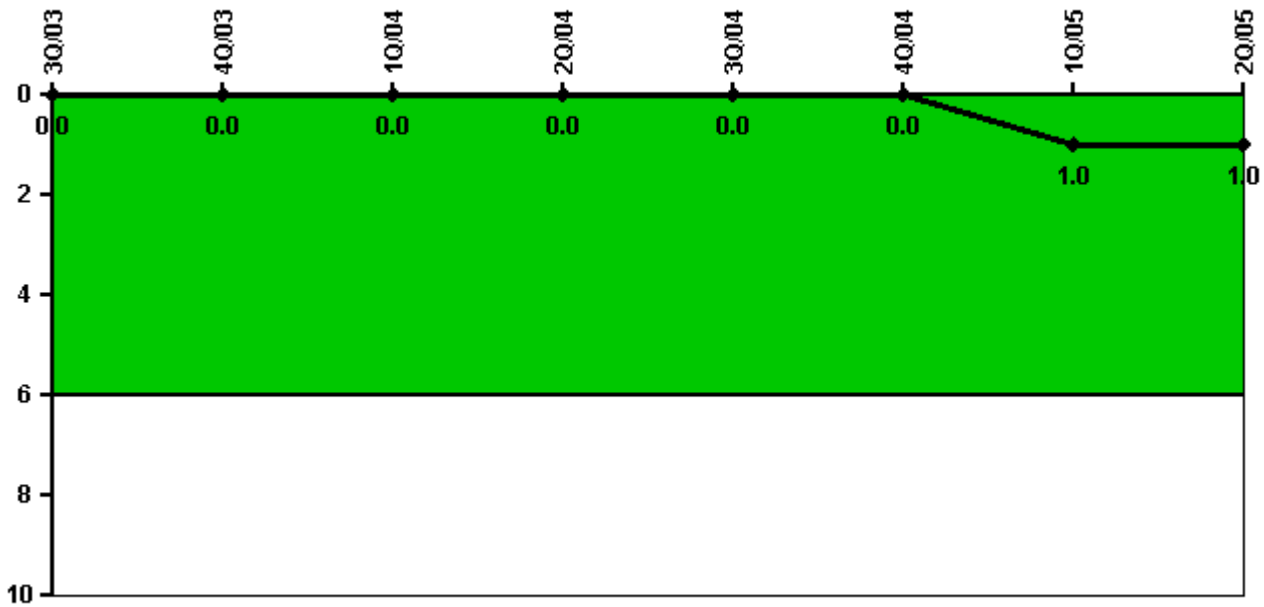
Notes

Safety System Unavailability, Residual Heat Removal System	3Q/03	4Q/03	1Q/04	2Q/04	3Q/04	4Q/04	1Q/05	2Q/05
Train 1								
Planned unavailable hours	0	0	34.80	0	0	12.80	0	6.70
Unplanned unavailable hours	1.30	0	0	0.30	0.25	0	0	0
Fault exposure hours	0	0	0	0	0	0	0	0
Effective Reset hours	0	0	0	0	0	0	0	0
Required hours	2208.00	2209.00	2184.00	2183.00	2208.00	2209.00	2160.00	2183.00
Train 2								
Planned unavailable hours	9.90	14.30	2.40	0	0	18.70	0	0
Unplanned unavailable hours	0	0	0	0.30	0.25	0	0	0
Fault exposure hours	0	0	0	0	0	0	0	0
Effective Reset hours	0	0	0	0	0	0	0	0
Required hours	2208.00	2209.00	2184.00	2183.00	2208.00	2209.00	2160.00	2183.00
Train 3								
Planned unavailable hours	0	0	0	34.20	0	12.80	0	5.60
Unplanned unavailable hours	0	0	0	0.30	0.25	0	0	0
Fault exposure hours	0	0	0	0	0	0	0	0
Effective Reset hours	0	0	0	0	0	0	0	0
Required hours	2208.00	2209.00	2184.00	2183.00	2208.00	2209.00	2160.00	2183.00
Train 4								
Planned unavailable hours	10.20	0	12.00	0	21.90	0	1.00	0
Unplanned unavailable hours	1.30	0.10	0	49.40	0	0	0	0
Fault exposure hours	0	0	0	0	0	0	0	0
Effective Reset hours	0	0	0	0	0	0	0	0
Required hours	2147.30	2209.00	2184.00	2058.60	2049.70	1750.33	2160.00	2183.00
Train 5								
Planned unavailable hours	1.90	13.30	0.80	34.20	3.60	54.60	1.30	12.10
Unplanned unavailable hours	4.30	0.10	0	0	0	0	0	0

Fault exposure hours	0	0	0	0	0	0	0	0
Effective Reset hours	0	0	0	0	0	0	0	0
Required hours	2147.30	2209.00	2184.00	2058.60	2049.70	1750.33	2160.00	2183.00
Indicator value	0.9%	0.7%	0.7%	0.7%	0.6%	0.6%	0.5%	0.5%

Licensee Comments: none

Safety System Functional Failures (BWR)



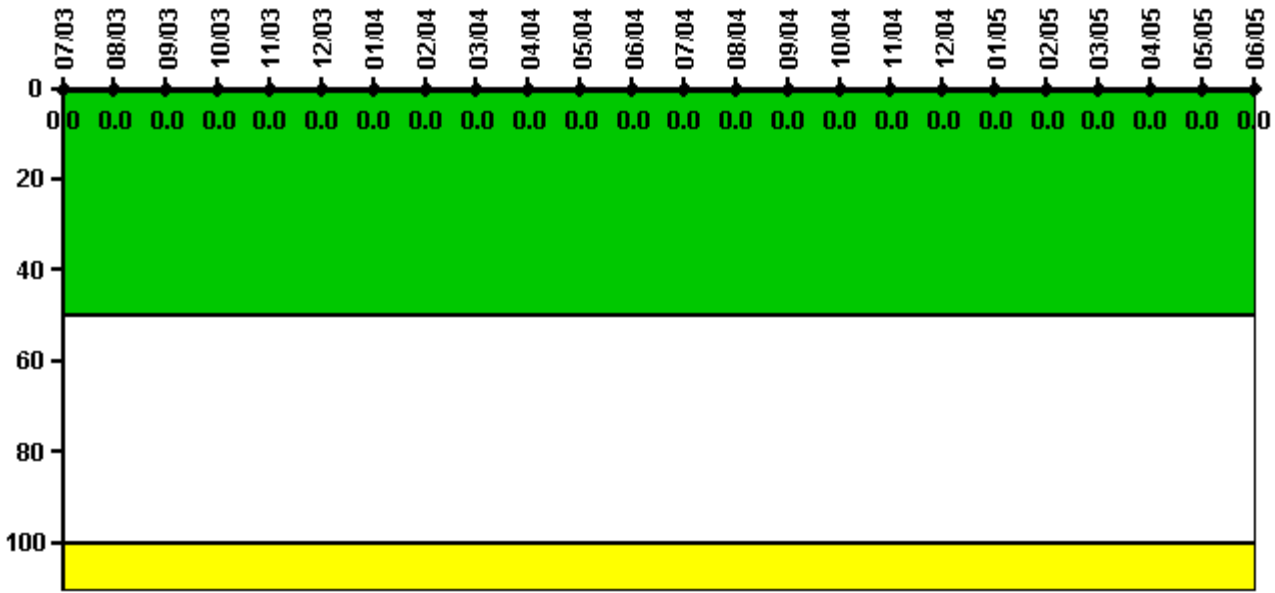
Thresholds: White > 6.0

Notes

Safety System Functional Failures (BWR)	3Q/03	4Q/03	1Q/04	2Q/04	3Q/04	4Q/04	1Q/05	2Q/05
Safety System Functional Failures	0	0	0	0	0	0	1	0
Indicator value	0	0	0	0	0	0	1	1

Licensee Comments: none

Reactor Coolant System Activity




Thresholds: White > 50.0 Yellow > 100.0

Notes

Reactor Coolant System Activity	7/03	8/03	9/03	10/03	11/03	12/03	1/04	2/04	3/04	4/04	5/04	6/04
Maximum activity	0.000034	0.000038	0.000032	0.000030	0.000028	0.000035	0.000029	0.000087	0.000053	0.000046	0.000052	0.000046
Technical specification limit	0.2	0.2	0.2	0.2	0.2	0.2	0.2	0.2	0.2	0.2	0.2	0.2
Indicator value	0	0	0	0	0	0	0	0	0	0	0	0
Reactor Coolant System Activity	7/04	8/04	9/04	10/04	11/04	12/04	1/05	2/05	3/05	4/05	5/05	6/05
Maximum activity	0.000054	0.000056	0.000051	0.000053	0.000020	0.000028	0.000029	0.000029	0.000029	0.000033	0.000035	0.000037
Technical specification limit	0.2	0.2	0.2	0.2	0.2	0.2	0.2	0.2	0.2	0.2	0.2	0.2
Indicator value	0	0	0	0	0	0	0	0	0	0	0	0

Licensee Comments: none

Reactor Coolant System Leakage



Thresholds: White > 50.0 Yellow > 100.0

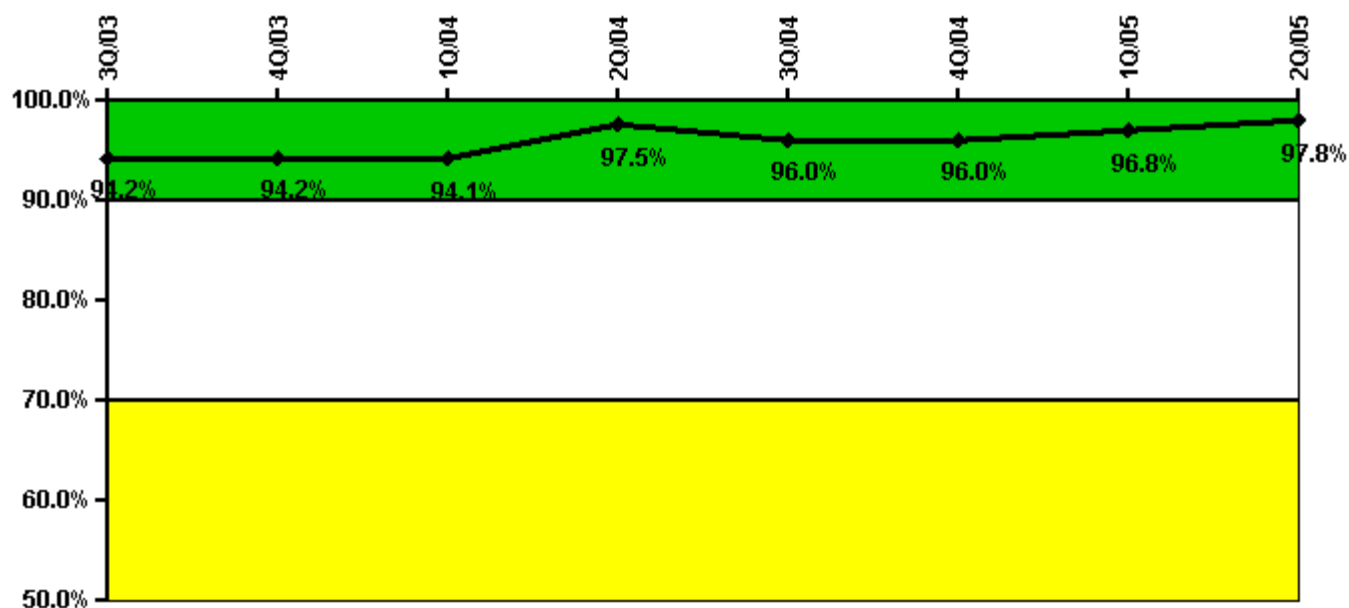
Notes

Reactor Coolant System Leakage	7/03	8/03	9/03	10/03	11/03	12/03	1/04	2/04	3/04	4/04	5/04	6/04
Maximum leakage	4.540	4.660	4.630	4.680	4.550	4.540	4.520	4.540	4.620	4.770	4.770	5.170
Technical specification limit	25.0	25.0	25.0	25.0	25.0	25.0	25.0	25.0	25.0	25.0	25.0	25.0
Indicator value	18.2	18.6	18.5	18.7	18.2	18.2	18.1	18.2	18.5	19.1	19.1	20.7

Reactor Coolant System Leakage	7/04	8/04	9/04	10/04	11/04	12/04	1/05	2/05	3/05	4/05	5/05	6/05
Maximum leakage	4.730	5.410	5.520	5.800	5.660	4.460	4.480	4.430	4.480	4.580	4.560	4.470
Technical specification limit	25.0	25.0	25.0	25.0	25.0	25.0	25.0	25.0	25.0	25.0	25.0	25.0
Indicator value	18.9	21.6	22.1	23.2	22.6	17.8	17.9	17.7	17.9	18.3	18.2	17.9

Licensee Comments: none

Drill/Exercise Performance



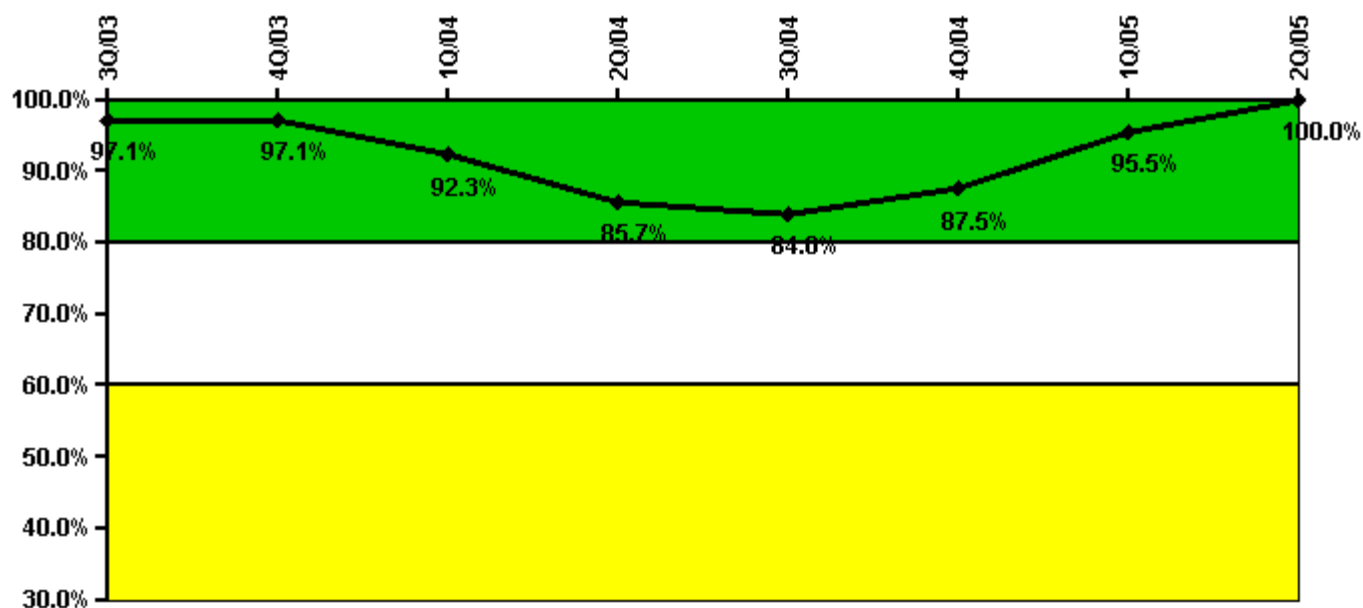
Thresholds: White < 90.0% Yellow < 70.0%

Notes

Drill/Exercise Performance	3Q/03	4Q/03	1Q/04	2Q/04	3Q/04	4Q/04	1Q/05	2Q/05
Successful opportunities	19.0	0	13.0	14.0	11.0	8.0	18.0	4.0
Total opportunities	20.0	0	13.0	14.0	12.0	8.0	18.0	4.0
Indicator value	94.2%	94.2%	94.1%	97.5%	96.0%	96.0%	96.8%	97.8%

Licensee Comments: none

ERO Drill Participation



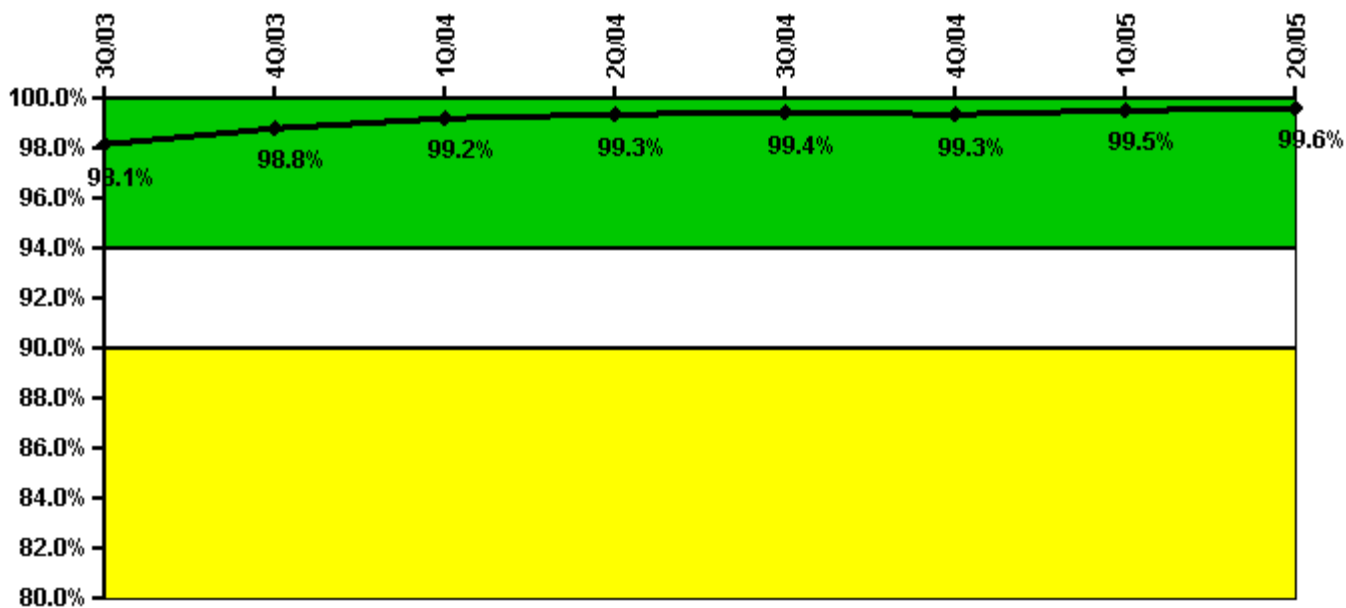
Thresholds: White < 80.0% Yellow < 60.0%

Notes

ERO Drill Participation	3Q/03	4Q/03	1Q/04	2Q/04	3Q/04	4Q/04	1Q/05	2Q/05
Participating Key personnel	34.0	33.0	36.0	36.0	42.0	42.0	42.0	48.0
Total Key personnel	35.0	34.0	39.0	42.0	50.0	48.0	44.0	48.0
Indicator value	97.1%	97.1%	92.3%	85.7%	84.0%	87.5%	95.5%	100.0%

Licensee Comments: none

Alert & Notification System



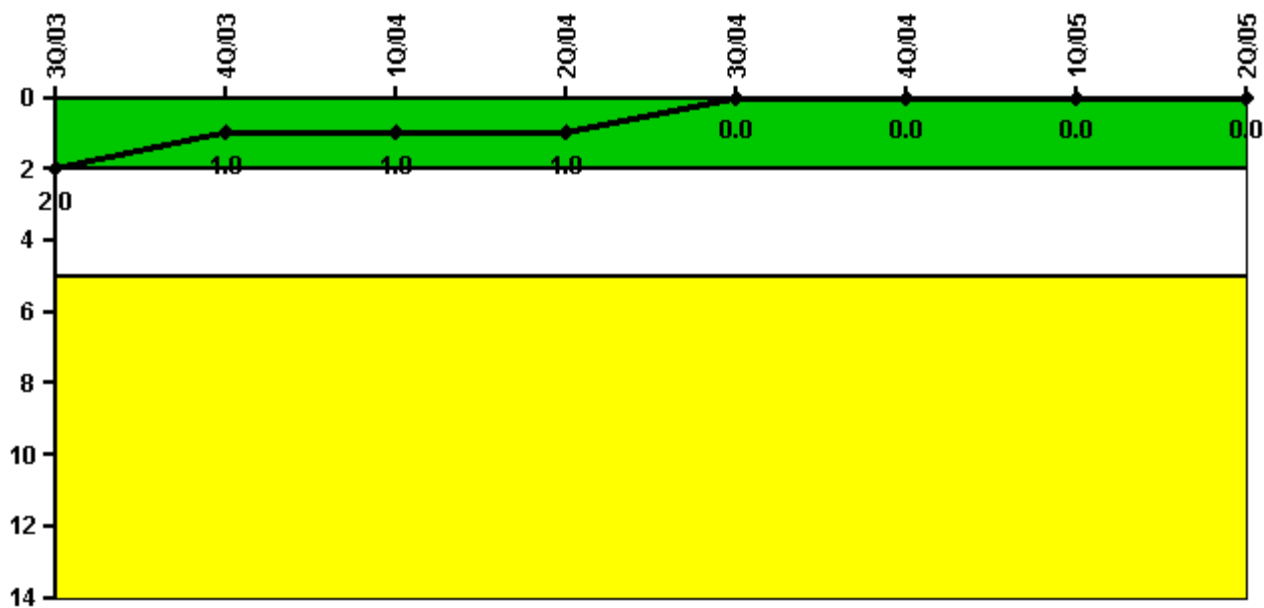
Thresholds: White < 94.0% Yellow < 90.0%

Notes

Alert & Notification System	3Q/03	4Q/03	1Q/04	2Q/04	3Q/04	4Q/04	1Q/05	2Q/05
Successful siren-tests	585	545	539	542	545	501	543	587
Total sirens-tests	588	546	546	546	546	504	546	588
Indicator value	98.1%	98.8%	99.2%	99.3%	99.4%	99.3%	99.5%	99.6%

Licensee Comments: none

Occupational Exposure Control Effectiveness



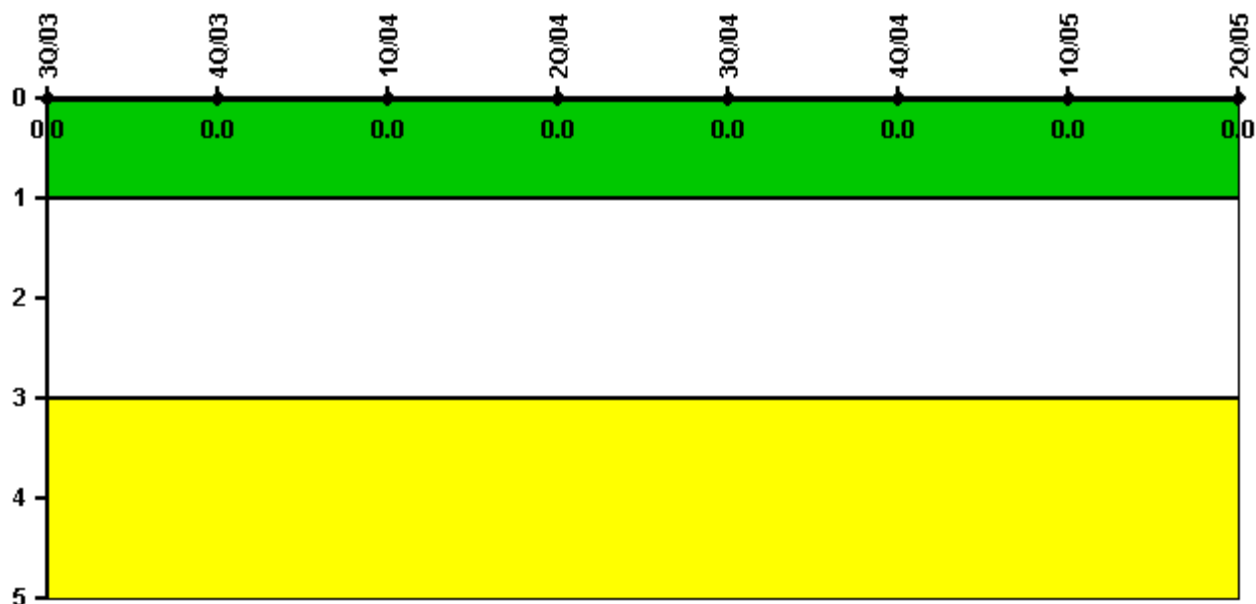
Thresholds: White > 2.0 Yellow > 5.0

Notes

Occupational Exposure Control Effectiveness	3Q/03	4Q/03	1Q/04	2Q/04	3Q/04	4Q/04	1Q/05	2Q/05
High radiation area occurrences	1	0	0	0	0	0	0	0
Very high radiation area occurrences	0	0	0	0	0	0	0	0
Unintended exposure occurrences	0	0	0	0	0	0	0	0
Indicator value	2	1	1	1	0	0	0	0

Licensee Comments: none

RETS/ODCM Radiological Effluent



Thresholds: White > 1.0 Yellow > 3.0

Notes

RETS/ODCM Radiological Effluent	3Q/03	4Q/03	1Q/04	2Q/04	3Q/04	4Q/04	1Q/05	2Q/05
RETS/ODCM occurrences	0	0	0	0	0	0	0	0
Indicator value	0	0	0	0	0	0	0	0

Licensee Comments: none

[Physical Protection](#) information not publicly available.