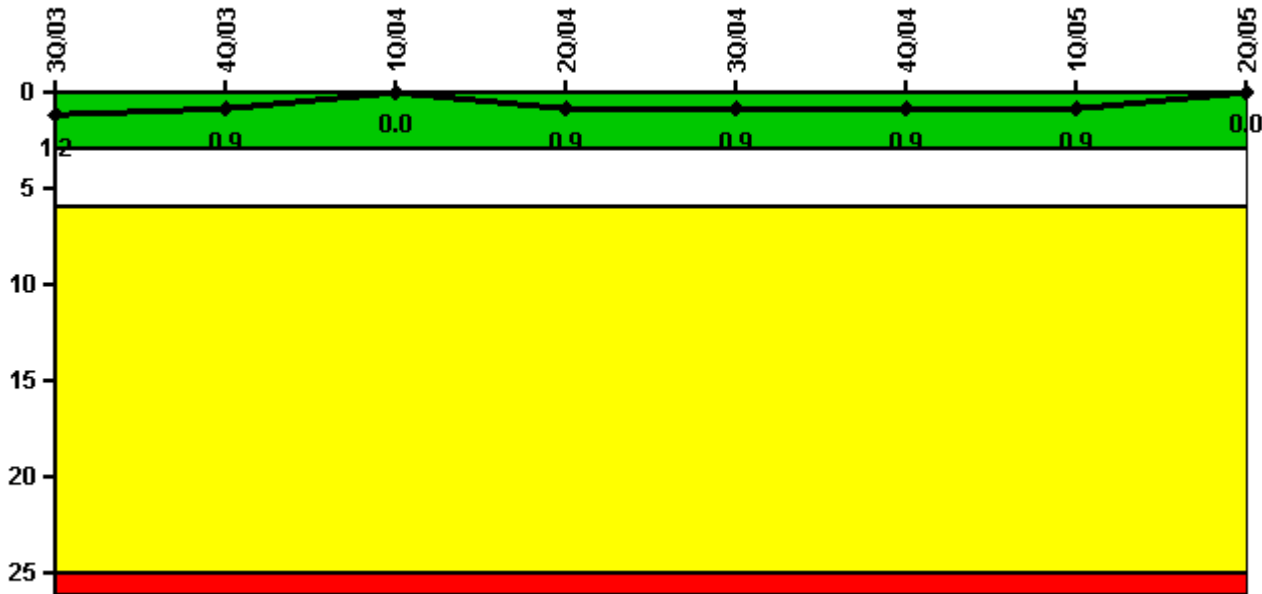


North Anna 2

2Q/2005 Performance Indicators

Licensee's General Comments: none

Unplanned Scrams per 7000 Critical Hrs



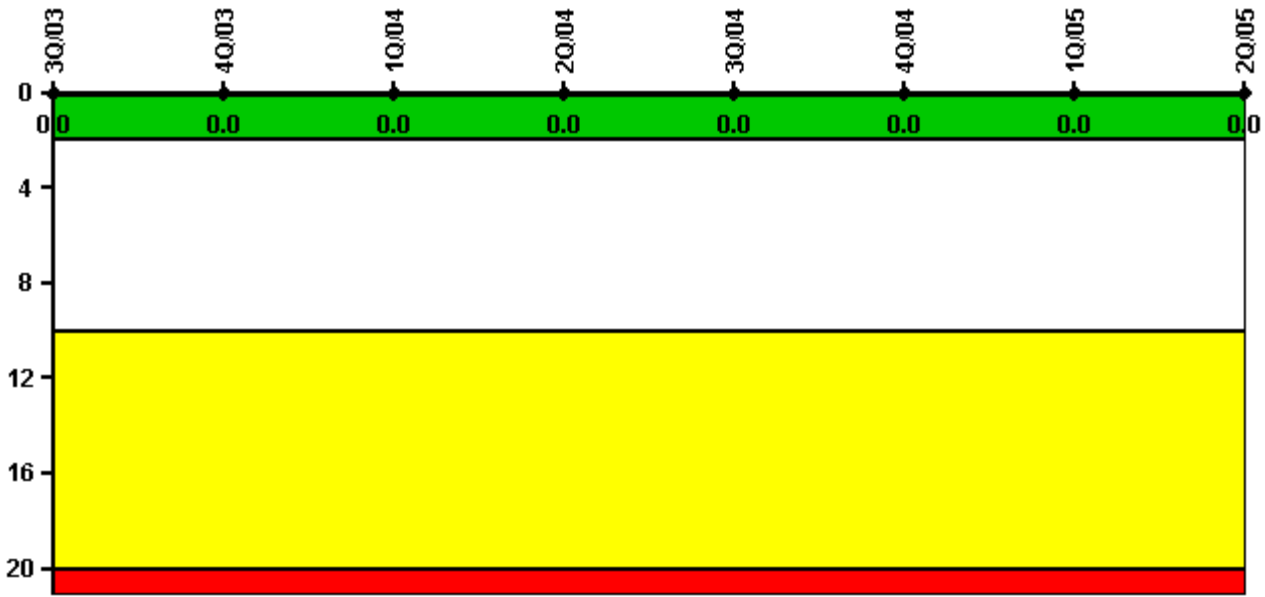
Thresholds: White > 3.0 Yellow > 6.0 Red > 25.0

Notes

Unplanned Scrams per 7000 Critical Hrs	3Q/03	4Q/03	1Q/04	2Q/04	3Q/04	4Q/04	1Q/05	2Q/05
Unplanned scrams	0	0	0	1.0	0	0	0	0
Critical hours	2208.0	2209.0	2184.0	1494.4	2208.0	2209.0	2160.0	2183.0
Indicator value	1.2	0.9	0	0.9	0.9	0.9	0.9	0

Licensee Comments: none

Scrams with Loss of Normal Heat Removal



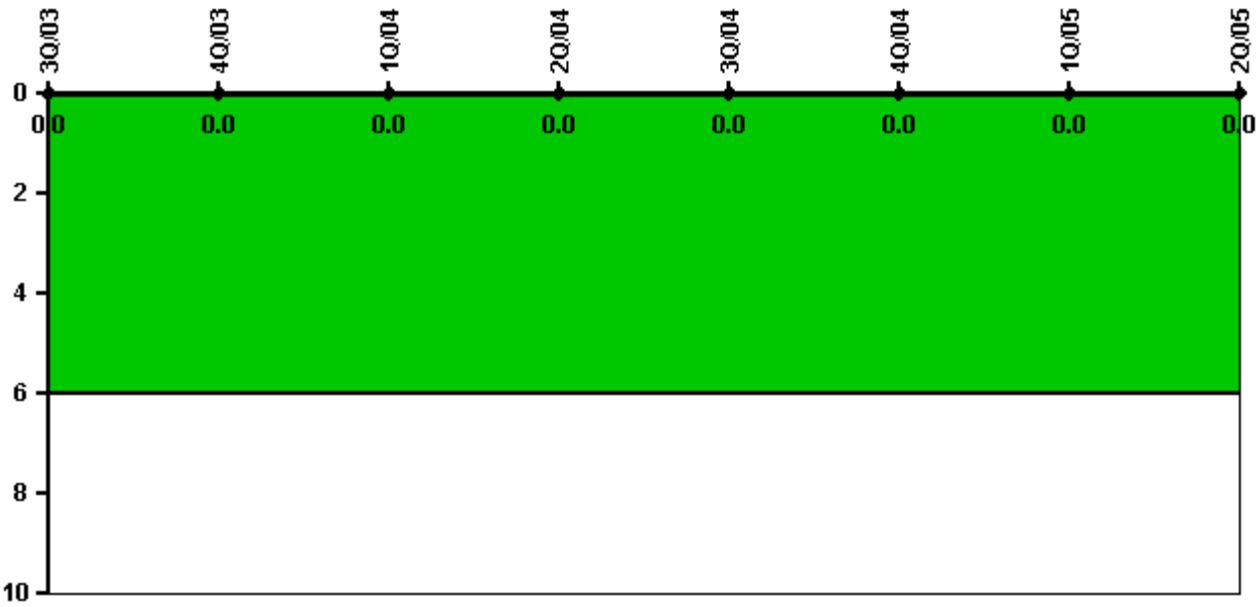
Thresholds: White > 2.0 Yellow > 10.0 Red > 20.0

Notes

Scrams with Loss of Normal Heat Removal	3Q/03	4Q/03	1Q/04	2Q/04	3Q/04	4Q/04	1Q/05	2Q/05
Scrams	0	0	0	0	0	0	0	0
Indicator value	0	0	0	0	0	0	0	0

Licensee Comments: none

Unplanned Power Changes per 7000 Critical Hrs



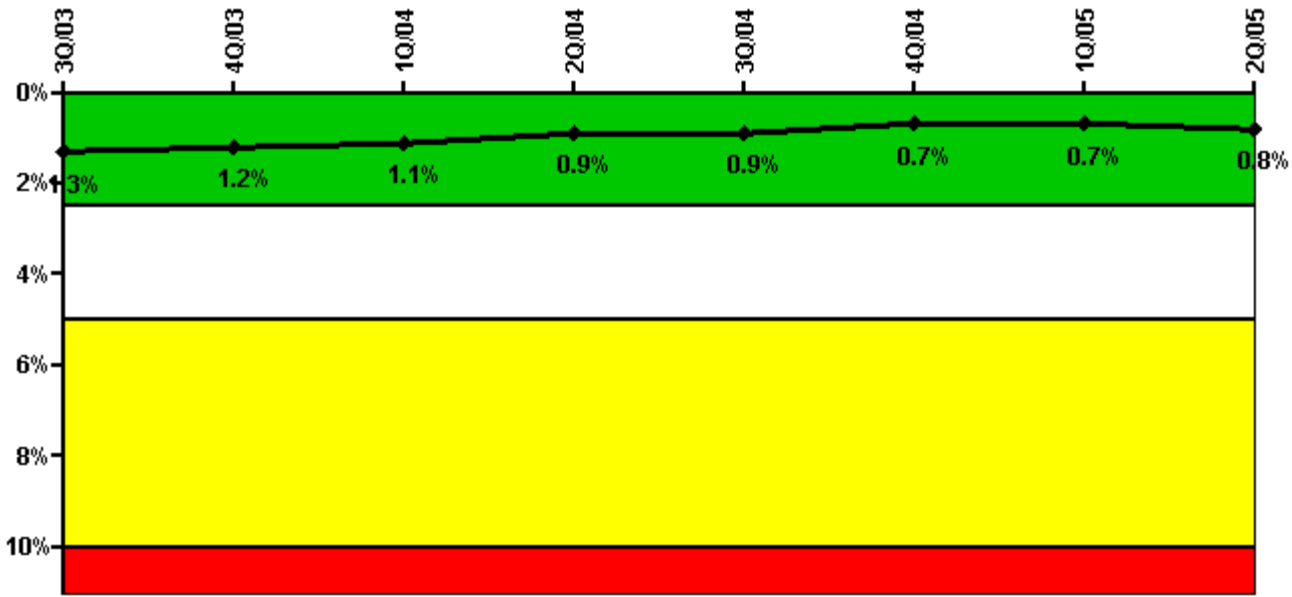
Thresholds: White > 6.0

Notes

Unplanned Power Changes per 7000 Critical Hrs	3Q/03	4Q/03	1Q/04	2Q/04	3Q/04	4Q/04	1Q/05	2Q/05
Unplanned power changes	0	0	0	0	0	0	0	0
Critical hours	2208.0	2209.0	2184.0	1494.4	2208.0	2209.0	2160.0	2183.0
Indicator value	0	0	0	0	0	0	0	0

Licensee Comments: none

Safety System Unavailability, Emergency AC Power



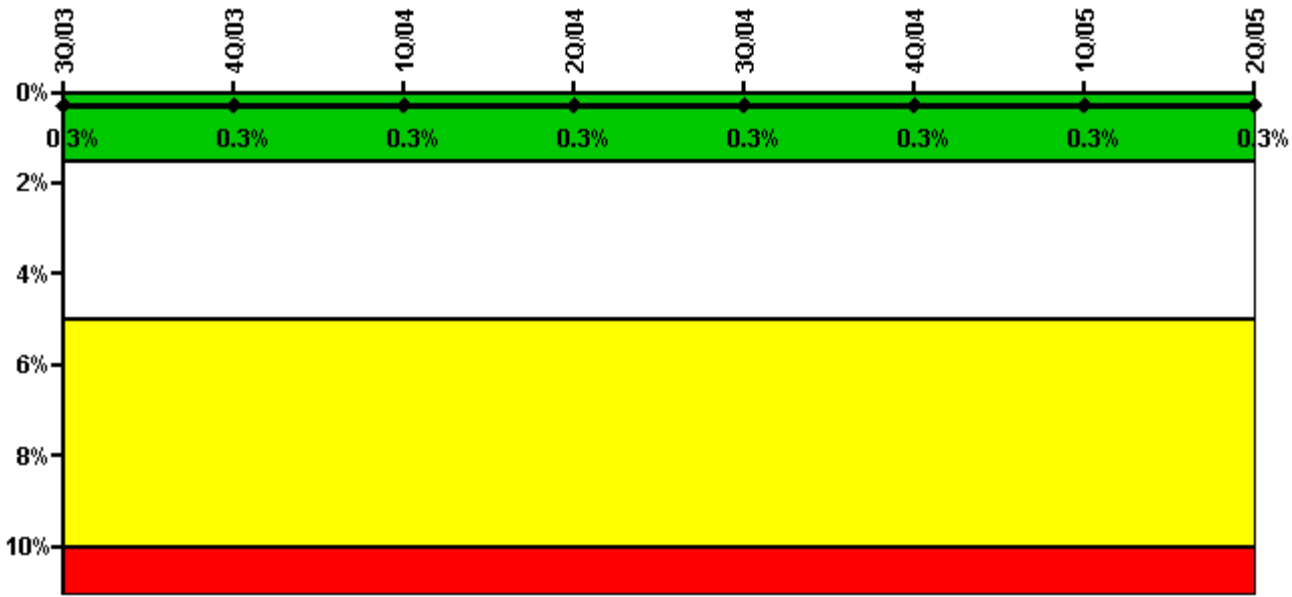
Thresholds: White > 2.5% Yellow > 5.0% Red > 10.0%

Notes

Safety System Unavailability, Emergency AC Power	3Q/03	4Q/03	1Q/04	2Q/04	3Q/04	4Q/04	1Q/05	2Q/05
Train 1								
Planned unavailable hours	30.54	9.80	10.16	5.49	7.17	8.05	12.42	30.14
Unplanned unavailable hours	14.10	0	0	0	0	0	0.70	7.42
Fault exposure hours	0	0	0	0	0	0	0	0
Effective Reset hours	0	0	0	0	0	0	0	0
Required hours	2208.00	2209.00	2184.00	1874.18	2208.00	2209.00	2160.00	2183.00
Train 2								
Planned unavailable hours	34.65	9.91	8.81	6.96	18.49	4.92	7.58	24.07
Unplanned unavailable hours	10.73	0	0	1.77	0	0	0	0
Fault exposure hours	0	0	0	0	0	0	0	0
Effective Reset hours	0	0	0	0	0	0	0	0
Required hours	2208.00	2209.00	2184.00	1874.18	2208.00	2209.00	2160.00	2183.00
Indicator value	1.3%	1.2%	1.1%	0.9%	0.9%	0.7%	0.7%	0.8%

Licensee Comments: none

Safety System Unavailability, High Pressure Injection System (HPSI)



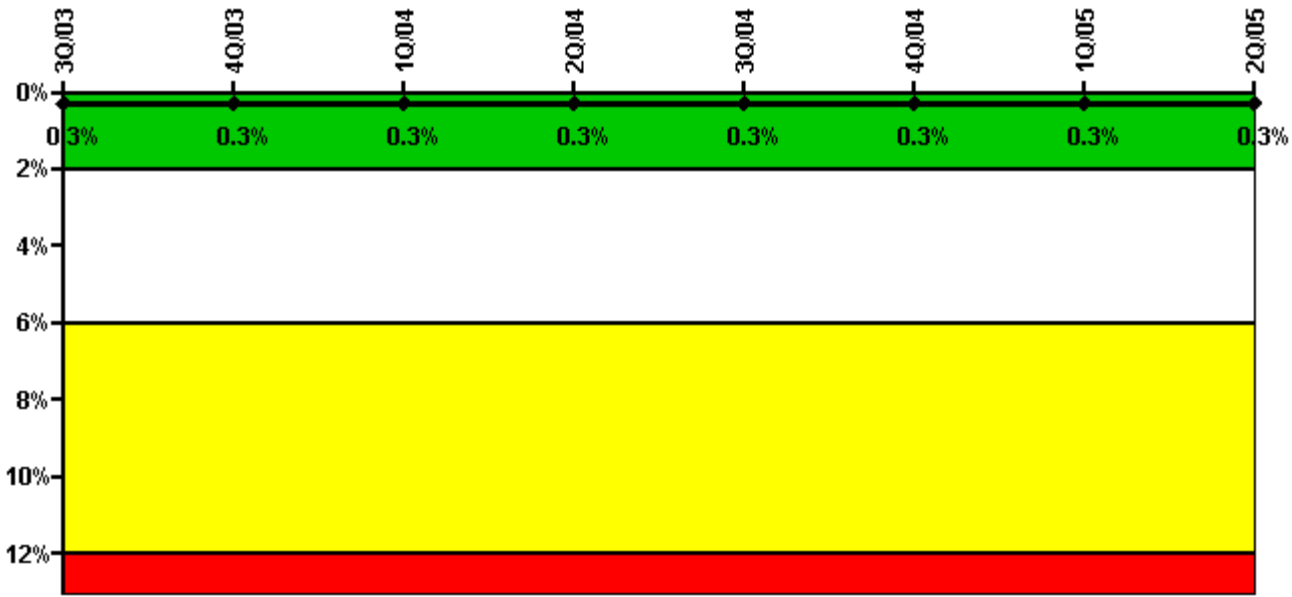
Thresholds: White > 1.5% Yellow > 5.0% Red > 10.0%

Notes

Safety System Unavailability, High Pressure Injection System (HPSI)	3Q/03	4Q/03	1Q/04	2Q/04	3Q/04	4Q/04	1Q/05	2Q/05
Train 1								
Planned unavailable hours	6.17	7.50	3.10	4.44	4.32	6.18	2.07	3.02
Unplanned unavailable hours	0.55	0	0	0	0	0	1.02	0
Fault exposure hours	0	0	0	0	0	0	0	0
Effective Reset hours	0	0	0	0	0	0	0	0
Required hours	2208.00	2209.00	2184.00	1557.59	2208.00	2209.00	2160.00	2183.00
Train 2								
Planned unavailable hours	2.50	2.30	4.36	4.32	2.95	5.30	3.83	1.38
Unplanned unavailable hours	0	0	0	0	0	0	0	0
Fault exposure hours	0	0	0	0	0	0	0	0
Effective Reset hours	0	0	0	0	0	0	0	0
Required hours	2208.00	2209.00	2184.00	1557.59	2208.00	2209.00	2160.00	2183.00
Indicator value	0.3%	0.3%	0.3%	0.3%	0.3%	0.3%	0.3%	0.3%

Licensee Comments: none

Safety System Unavailability, Heat Removal System (AFW)



Thresholds: White > 2.0% Yellow > 6.0% Red > 12.0%

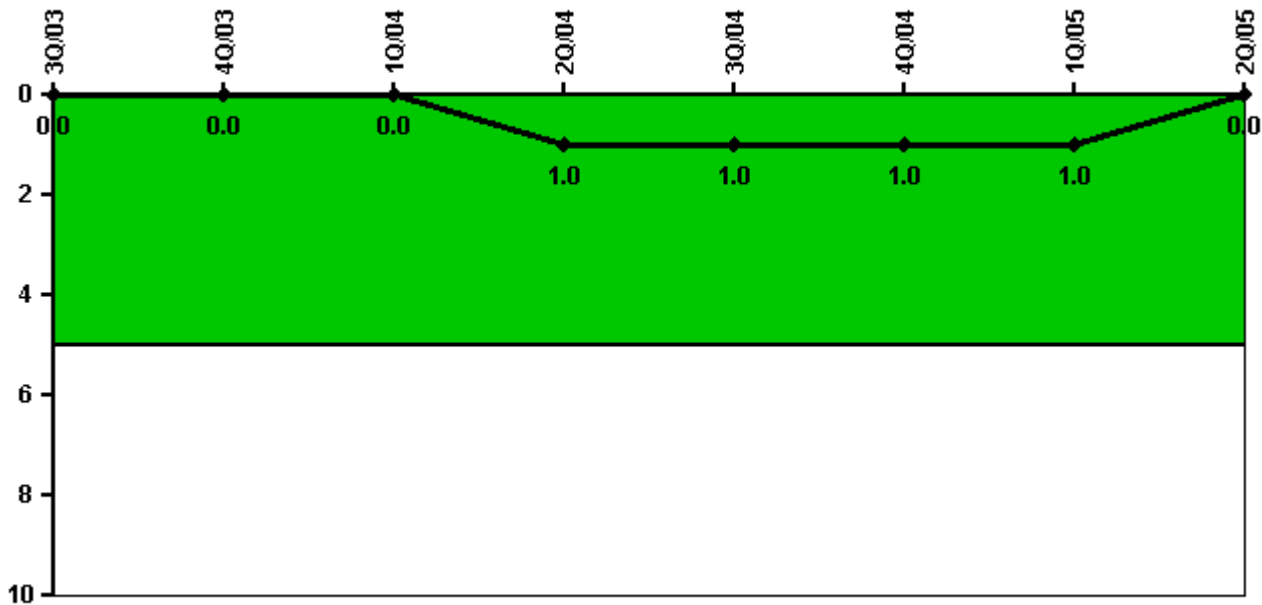
Notes

Safety System Unavailability, Heat Removal System (AFW)	3Q/03	4Q/03	1Q/04	2Q/04	3Q/04	4Q/04	1Q/05	2Q/05
Train 1								
Planned unavailable hours	6.00	4.94	11.95	2.42	3.85	14.53	2.67	3.75
Unplanned unavailable hours	0	0	7.42	0	0	0	0	0
Fault exposure hours	0	0	0	0	0	0	0	0
Effective Reset hours	0	0	0	0	0	0	0	0
Required hours	2208.00	2209.00	2184.00	1549.82	2208.00	2209.00	2160.00	2183.00
Train 2								
Planned unavailable hours	3.87	12.90	11.76	0.63	5.93	11.93	4.33	2.28
Unplanned unavailable hours	0	0	0	0	0	0	0	0
Fault exposure hours	0	0	0	0	0	0	0	0
Effective Reset hours	0	0	0	0	0	0	0	0
Required hours	2208.00	2209.00	2184.00	1549.82	2208.00	2209.00	2160.00	2183.00
Train 3								
Planned unavailable hours	5.12	5.20	13.81	3.22	3.23	5.62	6.48	3.58
Unplanned unavailable hours	0	0	0	0	0	0	0	0
Fault exposure hours	0	0	0	0	0	0	0	0
Effective Reset hours	0	0	0	0	0	0	0	0
Required hours	2208.00	2209.00	2184.00	1549.82	2208.00	2209.00	2160.00	2183.00
Indicator value	0.3%	0.3%	0.3%	0.3%	0.3%	0.3%	0.3%	0.3%

Licensee Comments: none

Licensee Comments: none

Safety System Functional Failures (PWR)




Thresholds: White > 5.0

Notes

Safety System Functional Failures (PWR)	3Q/03	4Q/03	1Q/04	2Q/04	3Q/04	4Q/04	1Q/05	2Q/05
Safety System Functional Failures	0	0	0	1	0	0	0	0
Indicator value	0	0	0	1	1	1	1	0

Licensee Comments: none

Reactor Coolant System Activity




Thresholds: White > 50.0 Yellow > 100.0

Notes

Reactor Coolant System Activity	7/03	8/03	9/03	10/03	11/03	12/03	1/04	2/04	3/04	4/04	5/04	6/04
Maximum activity	0.000868	0.000851	0.000887	0.000935	0.000996	0.000984	0.001020	0.001020	0.001040	0.001020	0.001030	0.000583
Technical specification limit	1.0	1.0	1.0	1.0	1.0	1.0	1.0	1.0	1.0	1.0	1.0	1.0
Indicator value	0.1	0.1	0.1	0.1	0.1	0.1	0.1	0.1	0.1	0.1	0.1	0.1
Reactor Coolant System Activity	7/04	8/04	9/04	10/04	11/04	12/04	1/05	2/05	3/05	4/05	5/05	6/05
Maximum activity	0.000506	0.000581	0.000523	0.000511	0.000471	0.000523	0.000498	0.000527	0.000773	0.000785	0.000674	0.000641
Technical specification limit	1.0	1.0	1.0	1.0	1.0	1.0	1.0	1.0	1.0	1.0	1.0	1.0
Indicator value	0.1	0.1	0.1	0.1	0	0.1	0	0.1	0.1	0.1	0.1	0.1

Licensee Comments: none

Reactor Coolant System Leakage



Thresholds: White > 50.0 Yellow > 100.0

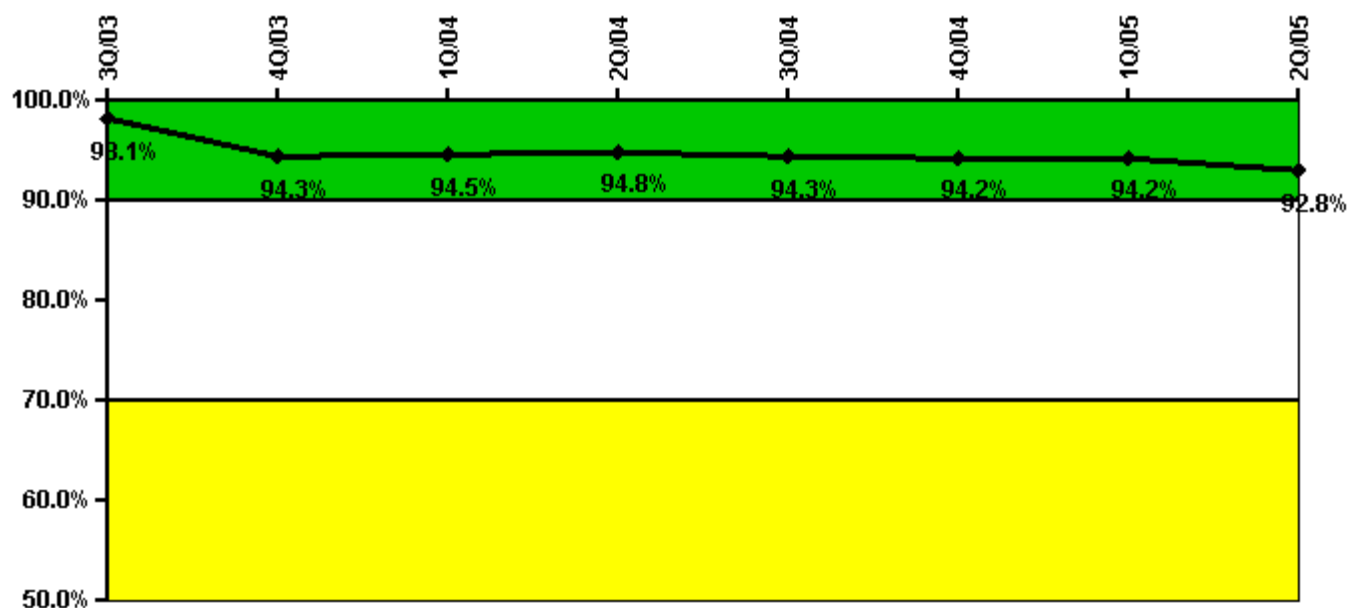
Notes

Reactor Coolant System Leakage	7/03	8/03	9/03	10/03	11/03	12/03	1/04	2/04	3/04	4/04	5/04	6/04
Maximum leakage	0.115	0.064	0.078	0.124	0.028	0.062	0.024	0.051	0.055	0.051	0.006	0.016
Technical specification limit	10.0	10.0	10.0	10.0	10.0	10.0	10.0	10.0	10.0	10.0	10.0	10.0
Indicator value	1.2	0.6	0.8	1.2	0.3	0.6	0.2	0.5	0.6	0.5	0.1	0.2

Reactor Coolant System Leakage	7/04	8/04	9/04	10/04	11/04	12/04	1/05	2/05	3/05	4/05	5/05	6/05
Maximum leakage	0.054	0.038	0.023	0.024	0.017	0.034	0.018	0.010	0.035	0.031	0.023	0.014
Technical specification limit	10.0	10.0	10.0	10.0	10.0	10.0	10.0	10.0	10.0	10.0	10.0	10.0
Indicator value	0.5	0.4	0.2	0.2	0.2	0.3	0.2	0.1	0.4	0.3	0.2	0.1

Licensee Comments: none

Drill/Exercise Performance



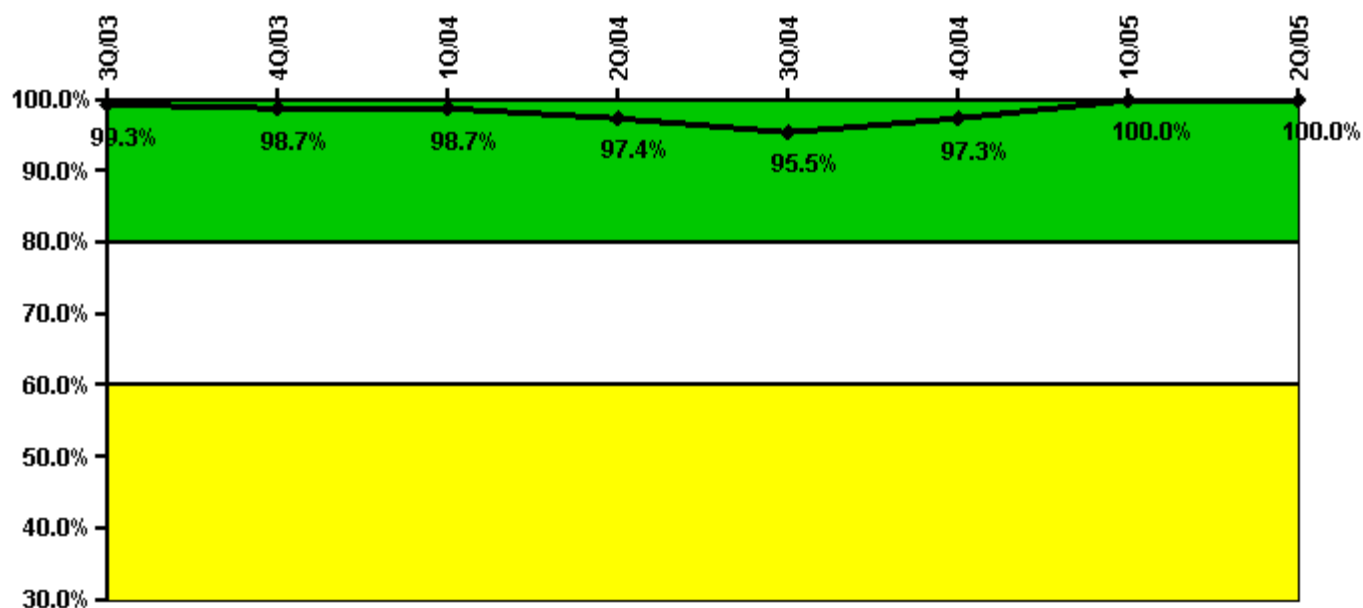
Thresholds: White < 90.0% Yellow < 70.0%

Notes

Drill/Exercise Performance	3Q/03	4Q/03	1Q/04	2Q/04	3Q/04	4Q/04	1Q/05	2Q/05
Successful opportunities	3.0	25.0	31.0	11.0	13.0	6.0	64.0	53.0
Total opportunities	3.0	35.0	32.0	11.0	14.0	6.0	68.0	53.0
Indicator value	98.1%	94.3%	94.5%	94.8%	94.3%	94.2%	94.2%	92.8%

Licensee Comments: none

ERO Drill Participation



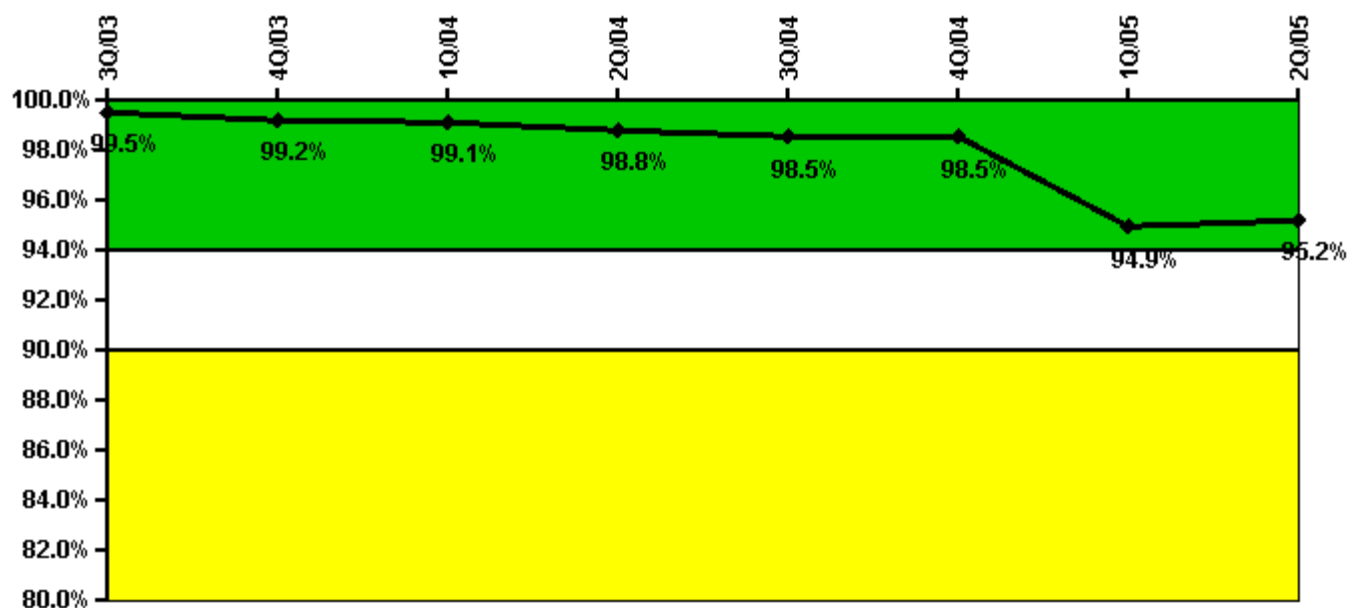
Thresholds: White < 80.0% Yellow < 60.0%

Notes

ERO Drill Participation	3Q/03	4Q/03	1Q/04	2Q/04	3Q/04	4Q/04	1Q/05	2Q/05
Participating Key personnel	152.0	150.0	150.0	147.0	149.0	142.0	159.0	166.0
Total Key personnel	153.0	152.0	152.0	151.0	156.0	146.0	159.0	166.0
Indicator value	99.3%	98.7%	98.7%	97.4%	95.5%	97.3%	100.0%	100.0%

Licensee Comments: none

Alert & Notification System



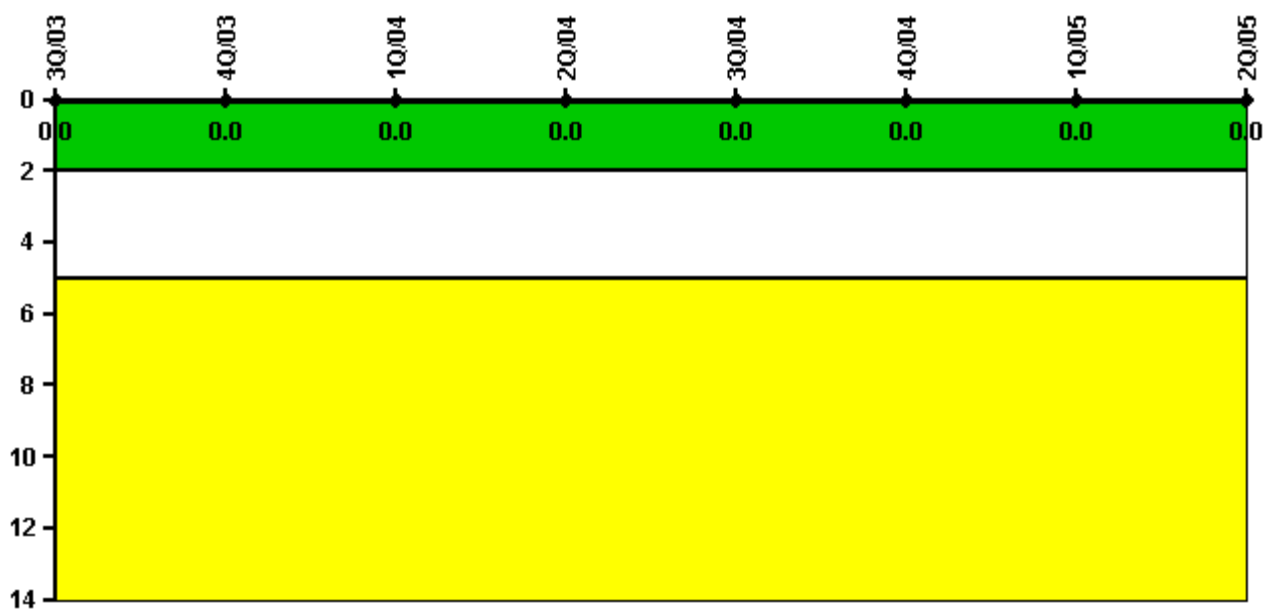
Thresholds: White < 94.0% Yellow < 90.0%

Notes

Alert & Notification System	3Q/03	4Q/03	1Q/04	2Q/04	3Q/04	4Q/04	1Q/05	2Q/05
Successful siren-tests	436	435	437	436	450	461	399	466
Total sirens-tests	441	441	441	443	460	467	469	469
Indicator value	99.5%	99.2%	99.1%	98.8%	98.5%	98.5%	94.9%	95.2%

Licensee Comments: none

Occupational Exposure Control Effectiveness



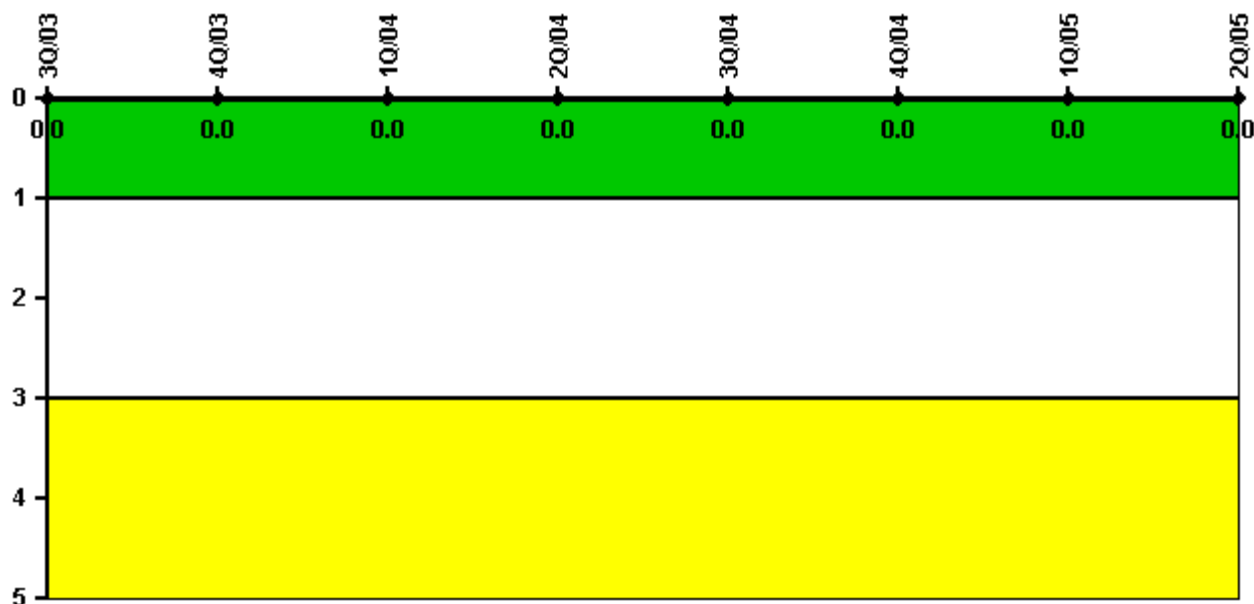
Thresholds: White > 2.0 Yellow > 5.0

Notes

Occupational Exposure Control Effectiveness	3Q/03	4Q/03	1Q/04	2Q/04	3Q/04	4Q/04	1Q/05	2Q/05
High radiation area occurrences	0	0	0	0	0	0	0	0
Very high radiation area occurrences	0	0	0	0	0	0	0	0
Unintended exposure occurrences	0	0	0	0	0	0	0	0
Indicator value	0	0	0	0	0	0	0	0

Licensee Comments: none

RETS/ODCM Radiological Effluent



Thresholds: White > 1.0 Yellow > 3.0

Notes

RETS/ODCM Radiological Effluent	3Q/03	4Q/03	1Q/04	2Q/04	3Q/04	4Q/04	1Q/05	2Q/05
RETS/ODCM occurrences	0	0	0	0	0	0	0	0
Indicator value	0	0	0	0	0	0	0	0

Licensee Comments: none

[Physical Protection](#) information not publicly available.