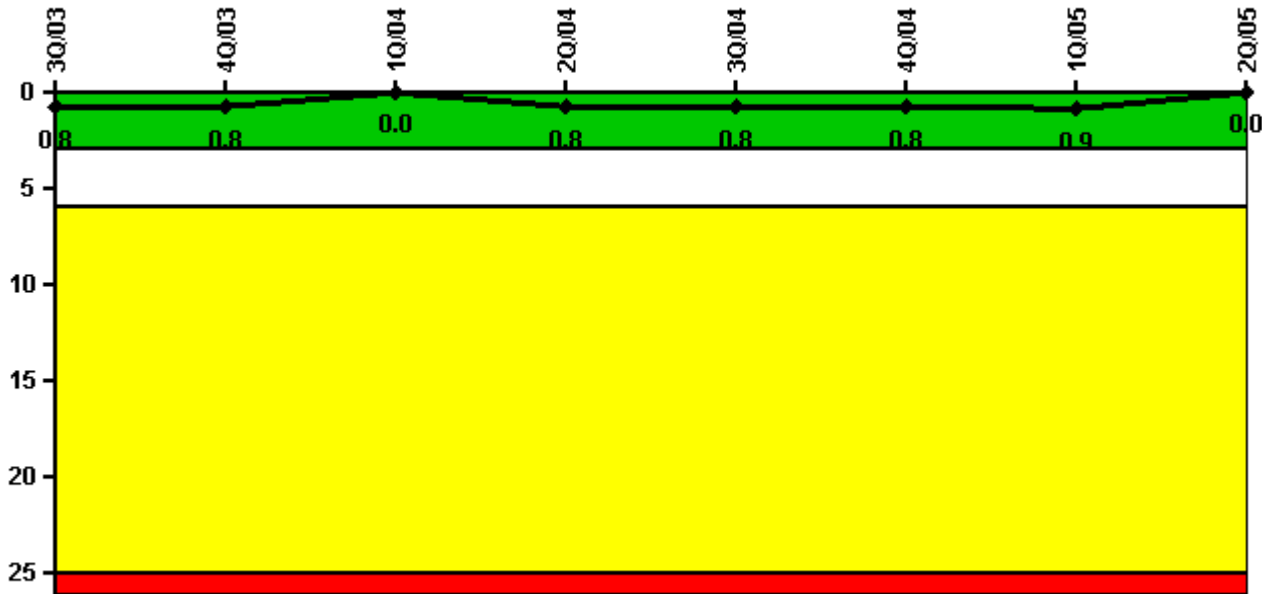


Limerick 2

2Q/2005 Performance Indicators

Licensee's General Comments: none

Unplanned Scrams per 7000 Critical Hrs



Thresholds: White > 3.0 Yellow > 6.0 Red > 25.0

Notes

Unplanned Scrams per 7000 Critical Hrs	3Q/03	4Q/03	1Q/04	2Q/04	3Q/04	4Q/04	1Q/05	2Q/05
Unplanned scrams	0	0	0	1.0	0	0	0	0
Critical hours	2208.0	2209.0	2184.0	2152.1	2208.0	2209.0	1662.3	2183.0
Indicator value	0.8	0.8	0	0.8	0.8	0.8	0.9	0

Licensee Comments: none

Scrams with Loss of Normal Heat Removal



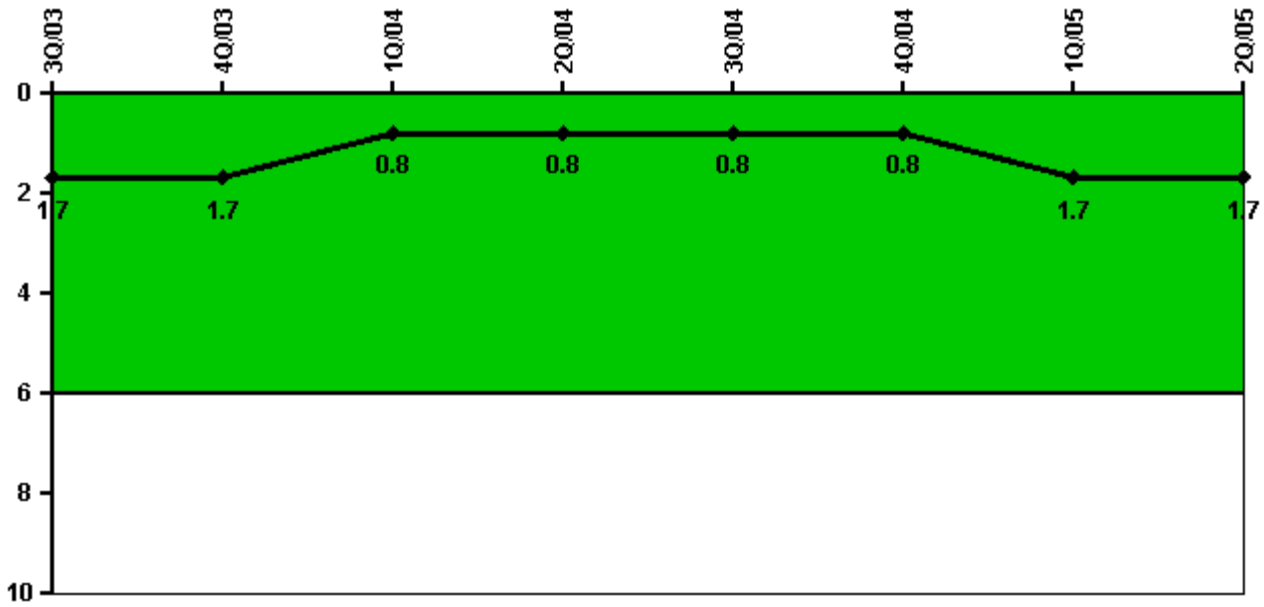
Thresholds: White > 2.0 Yellow > 10.0 Red > 20.0

Notes

Scrams with Loss of Normal Heat Removal	3Q/03	4Q/03	1Q/04	2Q/04	3Q/04	4Q/04	1Q/05	2Q/05
Scrams	0	0	0	0	0	0	0	0
Indicator value	0	0	0	0	0	0	0	0

Licensee Comments: none

Unplanned Power Changes per 7000 Critical Hrs



Thresholds: White > 6.0

Notes

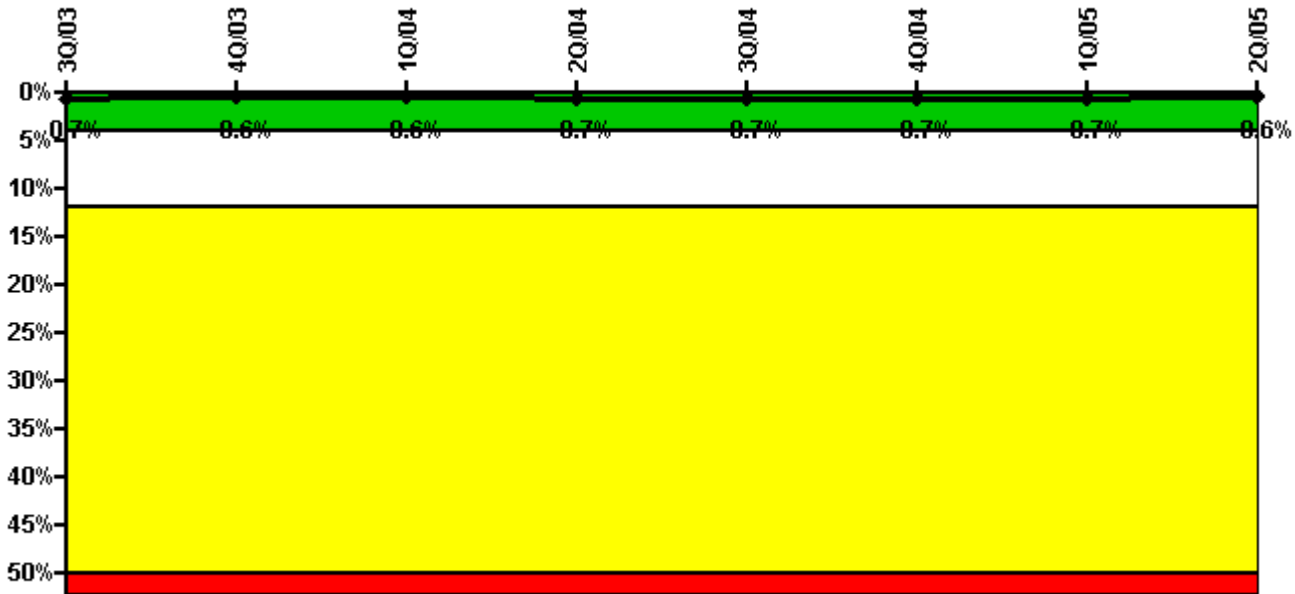
Unplanned Power Changes per 7000 Critical Hrs	3Q/03	4Q/03	1Q/04	2Q/04	3Q/04	4Q/04	1Q/05	2Q/05
Unplanned power changes	1.0	0	0	0	1.0	0	1.0	0
Critical hours	2208.0	2209.0	2184.0	2152.1	2208.0	2209.0	1662.3	2183.0
Indicator value	1.7	1.7	0.8	0.8	0.8	0.8	1.7	1.7

Licensee Comments: none

Licensee Comments:

1Q/05: EDG train 2A (D21), 334.56 hours of T/2 fault exposure hours (89.3 hrs - January / 245.26 hrs - February).

Safety System Unavailability, High Pressure Injection System (HPCI)



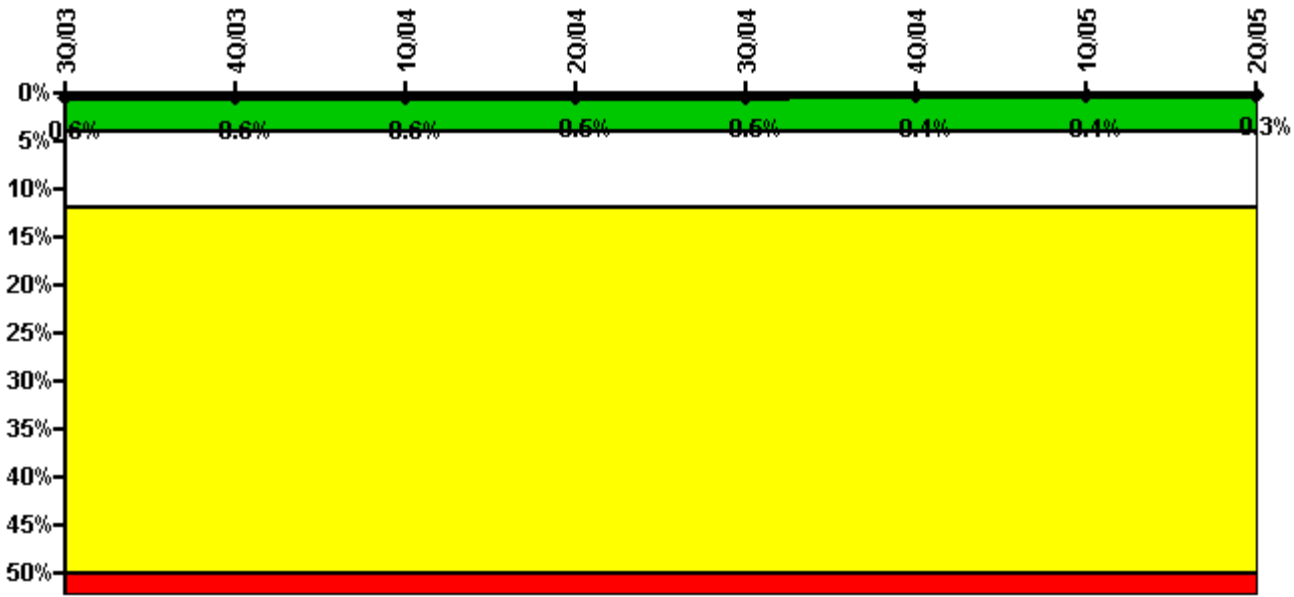
Thresholds: White > 4.0% Yellow > 12.0% Red > 50.0%

Notes

Safety System Unavailability, High Pressure Injection System (HPCI)	3Q/03	4Q/03	1Q/04	2Q/04	3Q/04	4Q/04	1Q/05	2Q/05
Train 1								
Planned unavailable hours	0.30	0	0	38.90	0.90	21.40	0	4.10
Unplanned unavailable hours	0	0	0	0	0	0	3.90	0
Fault exposure hours	0	0	0	0	0	0	0	0
Effective Reset hours	0	0	0	0	0	0	0	0
Required hours	2208.00	2209.00	2184.00	2152.13	2208.00	2209.00	1662.30	2183.00
Indicator value	0.7%	0.6%	0.6%	0.7%	0.7%	0.7%	0.7%	0.6%

Licensee Comments: none

Safety System Unavailability, Heat Removal System (RCIC)



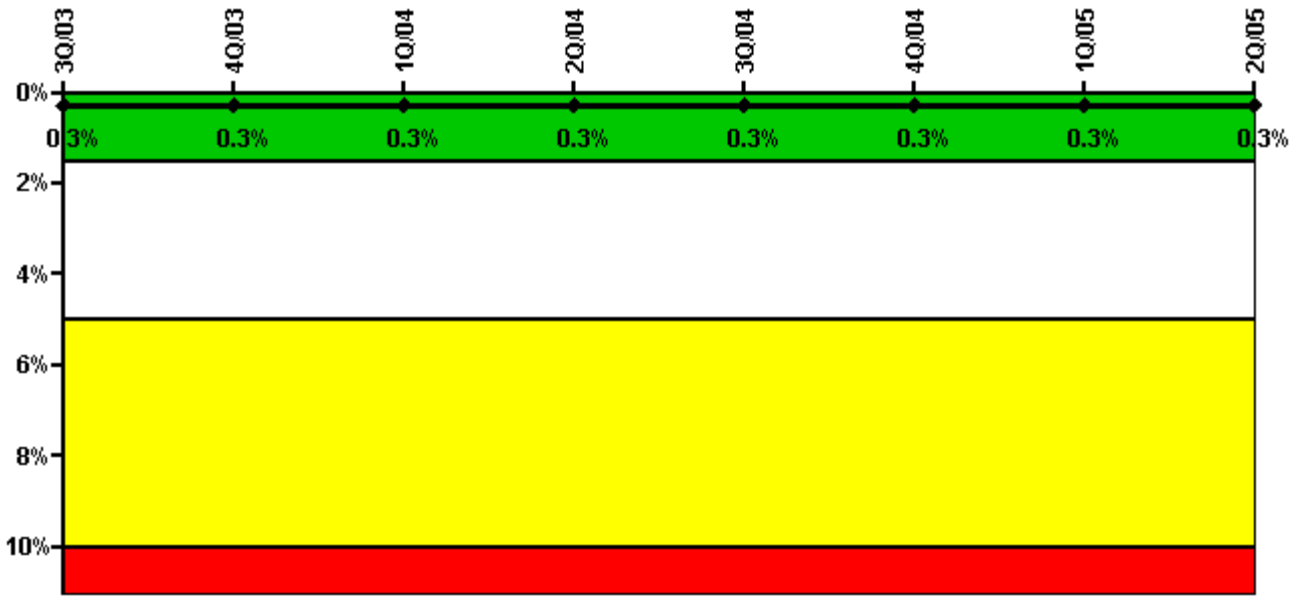
Thresholds: White > 4.0% Yellow > 12.0% Red > 50.0%

Notes

Safety System Unavailability, Heat Removal System (RCIC)	3Q/03	4Q/03	1Q/04	2Q/04	3Q/04	4Q/04	1Q/05	2Q/05
Train 1								
Planned unavailable hours	26.20	0.30	0	32.30	0.30	2.30	0.90	1.20
Unplanned unavailable hours	0	0	0	0	0	0	0	0
Fault exposure hours	0	0	0	0	0	0	0	0
Effective Reset hours	0	0	0	0	0	0	0	0
Required hours	2208.00	2209.00	2184.00	2152.13	2208.00	2209.00	1662.30	2183.00
Indicator value	0.6%	0.6%	0.6%	0.5%	0.5%	0.4%	0.4%	0.3%

Licensee Comments: none

Safety System Unavailability, Residual Heat Removal System



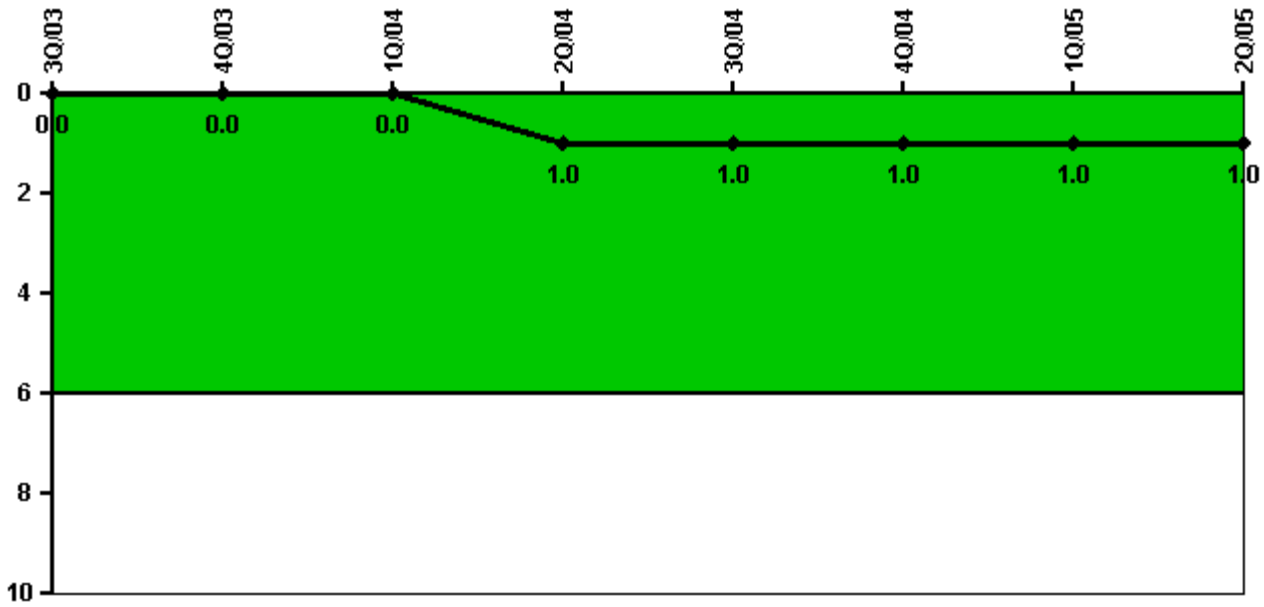
Thresholds: White > 1.5% Yellow > 5.0% Red > 10.0%

Notes

Safety System Unavailability, Residual Heat Removal System	3Q/03	4Q/03	1Q/04	2Q/04	3Q/04	4Q/04	1Q/05	2Q/05
Train 1								
Planned unavailable hours	2.18	26.85	1.30	0	7.80	22.88	0	3.60
Unplanned unavailable hours	0	0	0	0	0	0	0	0
Fault exposure hours	0	0	0	0	0	0	0	0
Effective Reset hours	0	0	0	0	0	0	0	0
Required hours	2208.00	2209.00	2184.00	2183.00	2208.00	2209.00	2160.00	2183.00
Train 2								
Planned unavailable hours	0	0	0	20.67	1.82	0	0	31.80
Unplanned unavailable hours	0	0	0	0	0	0	0	0
Fault exposure hours	0	0	0	0	0	0	0	0
Effective Reset hours	0	0	0	0	0	0	0	0
Required hours	2208.00	2209.00	2184.00	2183.00	2208.00	2209.00	2160.00	2183.00
Indicator value	0.3%	0.3%	0.3%	0.3%	0.3%	0.3%	0.3%	0.3%

Licensee Comments: none

Safety System Functional Failures (BWR)



Thresholds: White > 6.0

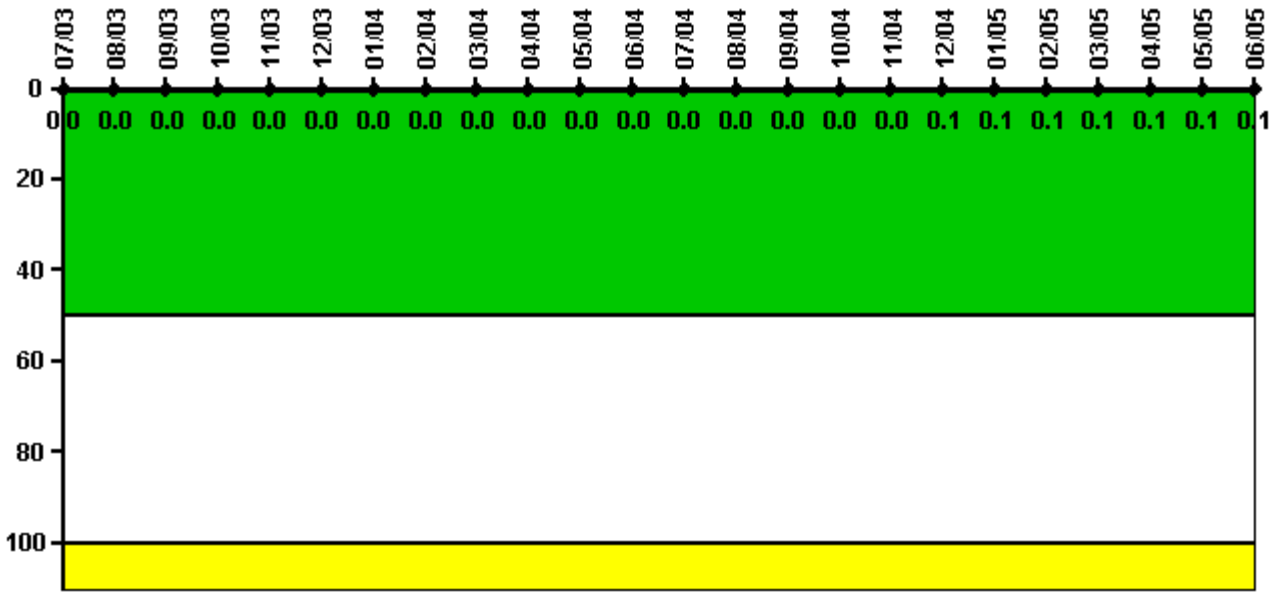
Notes

Safety System Functional Failures (BWR)	3Q/03	4Q/03	1Q/04	2Q/04	3Q/04	4Q/04	1Q/05	2Q/05
Safety System Functional Failures	0	0	0	1	0	0	0	1
Indicator value	0	0	0	1	1	1	1	1

Licensee Comments:

2Q/05: LER 2-05-002

Reactor Coolant System Activity



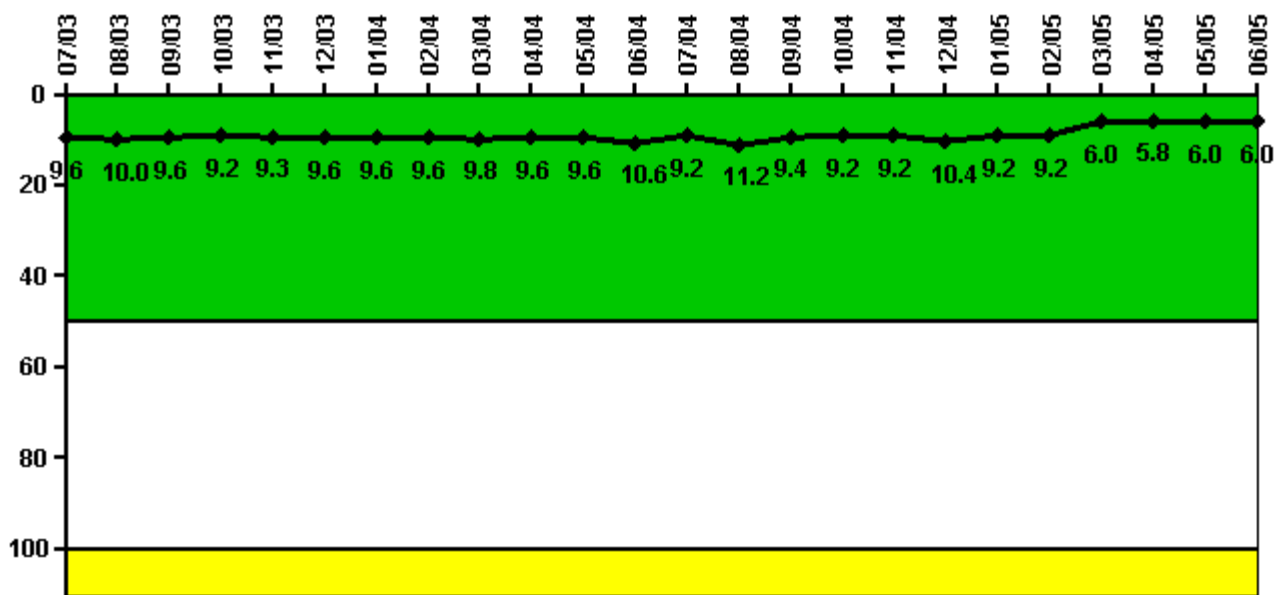
Thresholds: White > 50.0 Yellow > 100.0

Notes

Reactor Coolant System Activity	7/03	8/03	9/03	10/03	11/03	12/03	1/04	2/04	3/04	4/04	5/04	6/04
Maximum activity	0.000009	0.000013	0.000012	0.000010	0.000010	0.000010	0.000010	0.000009	0.000012	0.000013	0.000014	0.000063
Technical specification limit	0.2	0.2	0.2	0.2	0.2	0.2	0.2	0.2	0.2	0.2	0.2	0.2
Indicator value	0	0	0	0	0	0	0	0	0	0	0	0
Reactor Coolant System Activity	7/04	8/04	9/04	10/04	11/04	12/04	1/05	2/05	3/05	4/05	5/05	6/05
Maximum activity	0.000016	0.000014	0.000015	0.000042	0.000069	0.000131	0.000226	0.000270	0.000226	0.000155	0.000161	0.000160
Technical specification limit	0.2	0.2	0.2	0.2	0.2	0.2	0.2	0.2	0.2	0.2	0.2	0.2
Indicator value	0	0	0	0	0	0.1	0.1	0.1	0.1	0.1	0.1	0.1

Licensee Comments: none

Reactor Coolant System Leakage



Thresholds: White > 50.0 Yellow > 100.0

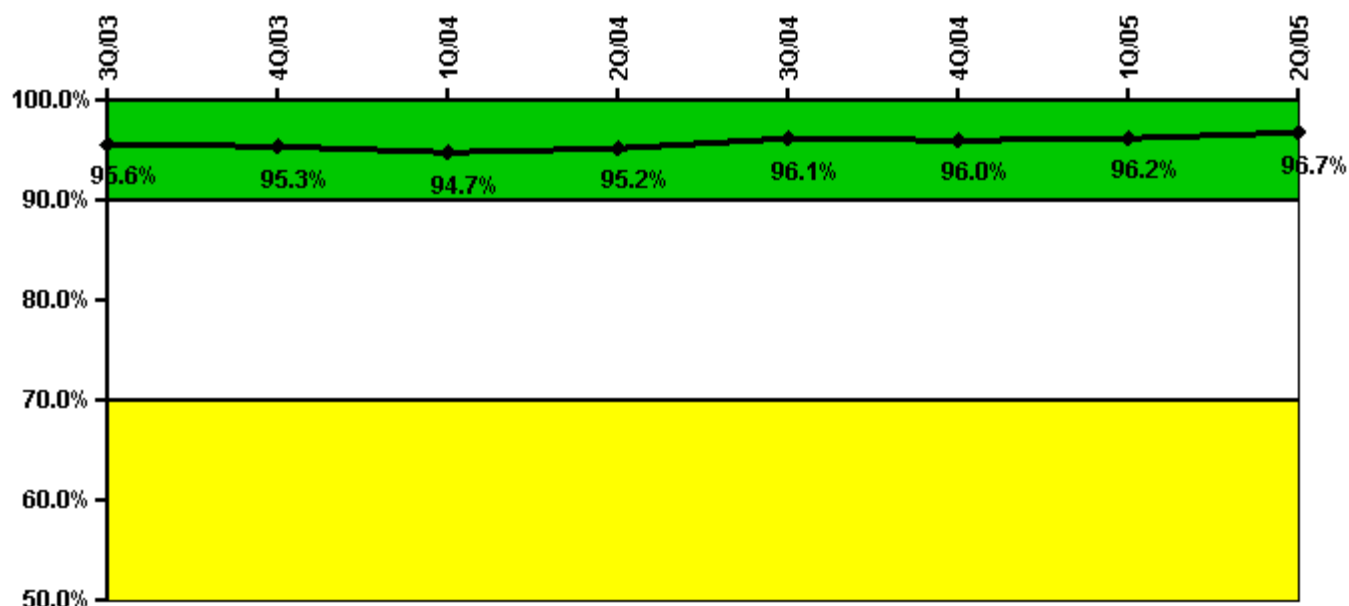
Notes

Reactor Coolant System Leakage	7/03	8/03	9/03	10/03	11/03	12/03	1/04	2/04	3/04	4/04	5/04	6/04
Maximum leakage	2.400	2.500	2.400	2.300	2.320	2.400	2.400	2.400	2.450	2.400	2.400	2.650
Technical specification limit	25.0	25.0	25.0	25.0	25.0	25.0	25.0	25.0	25.0	25.0	25.0	25.0
Indicator value	9.6	10.0	9.6	9.2	9.3	9.6	9.6	9.6	9.8	9.6	9.6	10.6

Reactor Coolant System Leakage	7/04	8/04	9/04	10/04	11/04	12/04	1/05	2/05	3/05	4/05	5/05	6/05
Maximum leakage	2.300	2.800	2.350	2.300	2.300	2.600	2.300	2.300	1.500	1.450	1.500	1.500
Technical specification limit	25.0	25.0	25.0	25.0	25.0	25.0	25.0	25.0	25.0	25.0	25.0	25.0
Indicator value	9.2	11.2	9.4	9.2	9.2	10.4	9.2	9.2	6.0	5.8	6.0	6.0

Licensee Comments: none

Drill/Exercise Performance



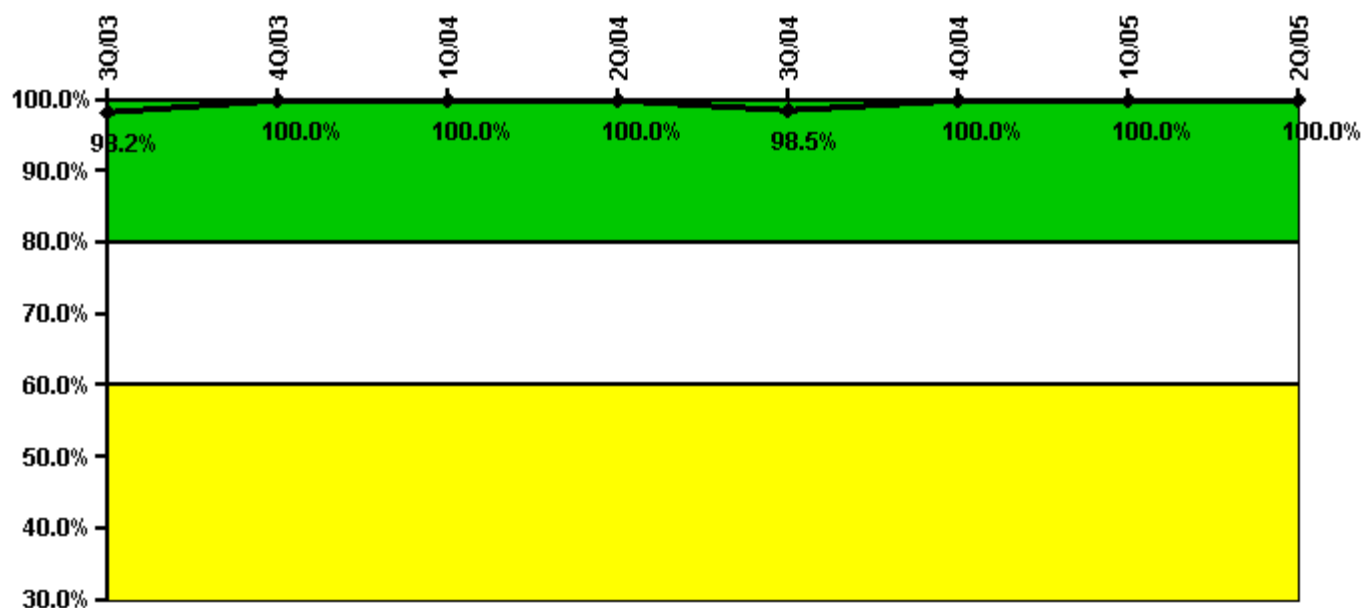
Thresholds: White < 90.0% Yellow < 70.0%

Notes

Drill/Exercise Performance	3Q/03	4Q/03	1Q/04	2Q/04	3Q/04	4Q/04	1Q/05	2Q/05
Successful opportunities	8.0	141.0	18.0	45.0	73.0	103.0	12.0	41.0
Total opportunities	8.0	148.0	20.0	46.0	74.0	107.0	12.0	41.0
Indicator value	95.6%	95.3%	94.7%	95.2%	96.1%	96.0%	96.2%	96.7%

Licensee Comments: none

ERO Drill Participation



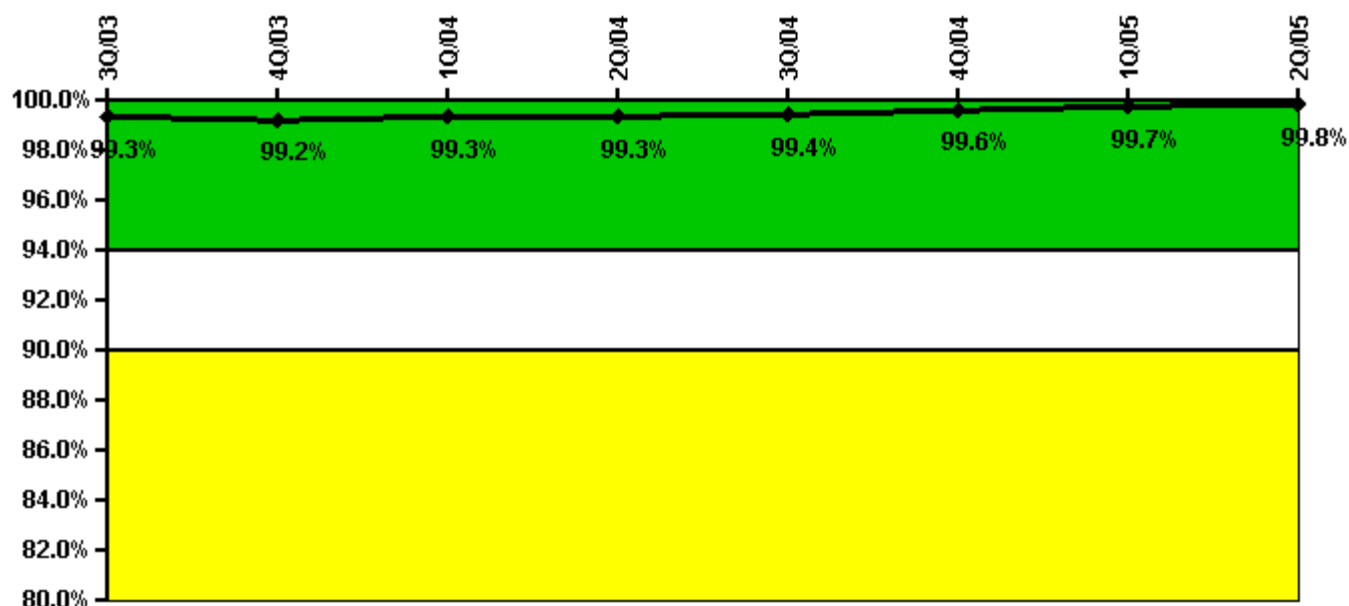
Thresholds: White < 80.0% Yellow < 60.0%

Notes

ERO Drill Participation	3Q/03	4Q/03	1Q/04	2Q/04	3Q/04	4Q/04	1Q/05	2Q/05
Participating Key personnel	55.0	58.0	62.0	67.0	66.0	66.0	68.0	70.0
Total Key personnel	56.0	58.0	62.0	67.0	67.0	66.0	68.0	70.0
Indicator value	98.2%	100.0%	100.0%	100.0%	98.5%	100.0%	100.0%	100.0%

Licensee Comments: none

Alert & Notification System



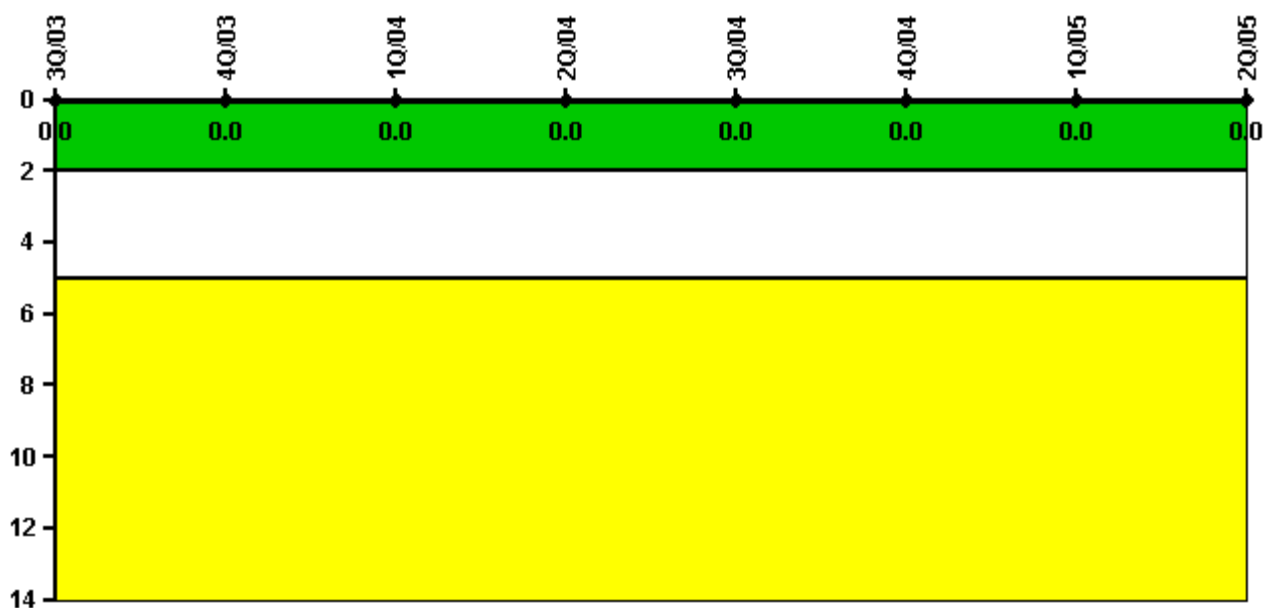
Thresholds: White < 94.0% Yellow < 90.0%

Notes

Alert & Notification System	3Q/03	4Q/03	1Q/04	2Q/04	3Q/04	4Q/04	1Q/05	2Q/05
Successful siren-tests	2129	2127	2134	2130	2140	2140	2143	2138
Total sirens-tests	2145	2145	2145	2145	2145	2145	2145	2145
Indicator value	99.3%	99.2%	99.3%	99.3%	99.4%	99.6%	99.7%	99.8%

Licensee Comments: none

Occupational Exposure Control Effectiveness



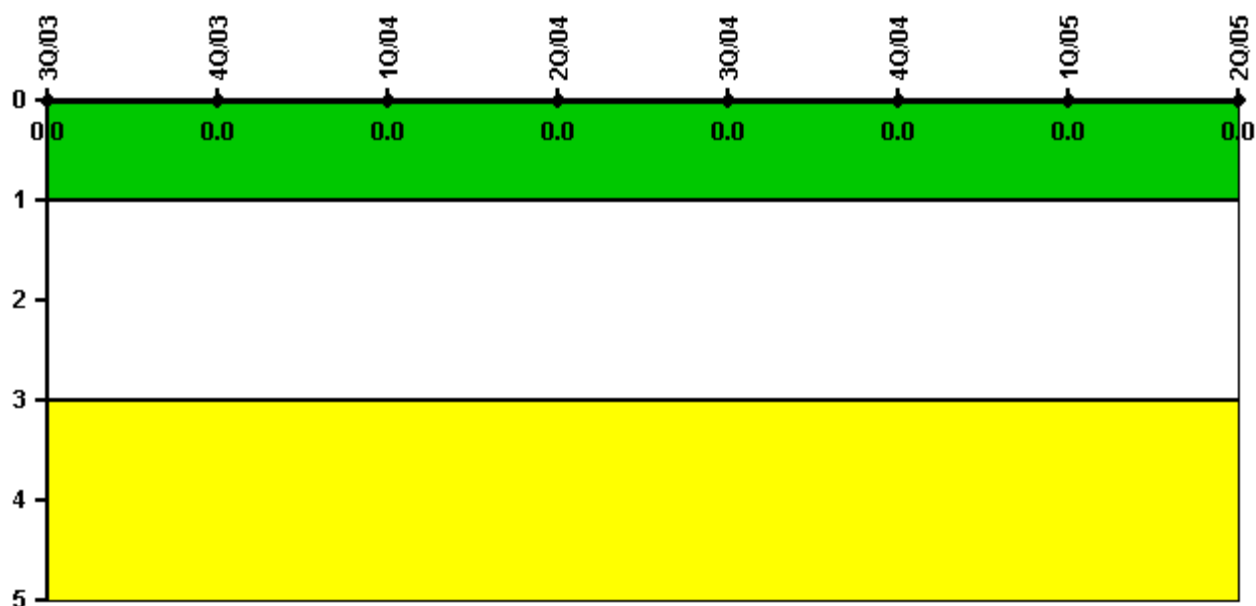
Thresholds: White > 2.0 Yellow > 5.0

Notes

Occupational Exposure Control Effectiveness	3Q/03	4Q/03	1Q/04	2Q/04	3Q/04	4Q/04	1Q/05	2Q/05
High radiation area occurrences	0	0	0	0	0	0	0	0
Very high radiation area occurrences	0	0	0	0	0	0	0	0
Unintended exposure occurrences	0	0	0	0	0	0	0	0
Indicator value	0	0	0	0	0	0	0	0

Licensee Comments: none

RETS/ODCM Radiological Effluent



Thresholds: White > 1.0 Yellow > 3.0

Notes

RETS/ODCM Radiological Effluent	3Q/03	4Q/03	1Q/04	2Q/04	3Q/04	4Q/04	1Q/05	2Q/05
RETS/ODCM occurrences	0	0	0	0	0	0	0	0
Indicator value	0	0	0	0	0	0	0	0

Licensee Comments: none

[Physical Protection](#) information not publicly available.