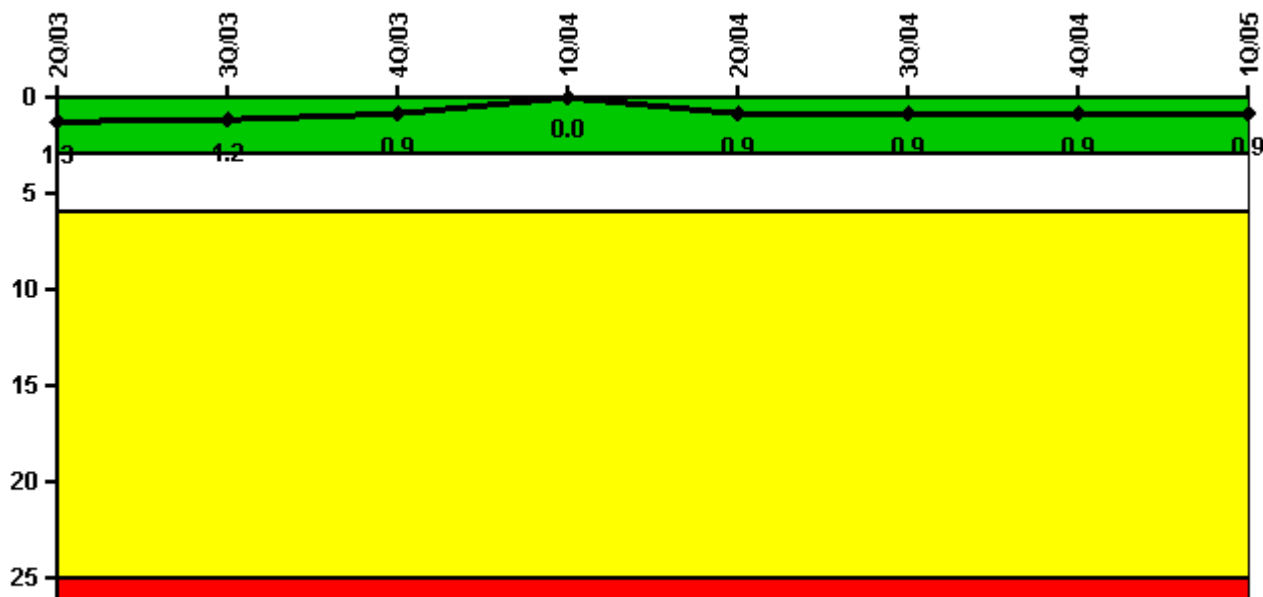


North Anna 2

1Q/2005 Performance Indicators

Licensee's General Comments: none

Unplanned Scrams per 7000 Critical Hrs



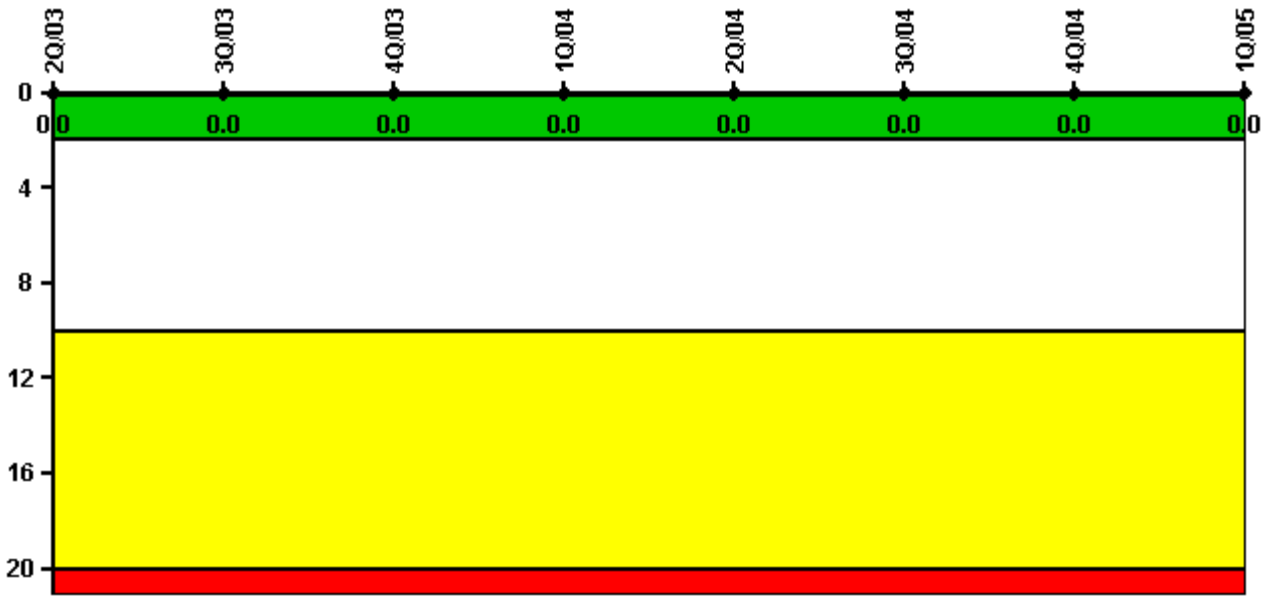
Thresholds: White > 3.0 Yellow > 6.0 Red > 25.0

Notes

Unplanned Scrams per 7000 Critical Hrs	2Q/03	3Q/03	4Q/03	1Q/04	2Q/04	3Q/04	4Q/04	1Q/05
Unplanned scrams	0	0	0	0	1.0	0	0	0
Critical hours	2180.8	2208.0	2209.0	2184.0	1494.4	2208.0	2209.0	2160.0
Indicator value	1.3	1.2	0.9	0	0.9	0.9	0.9	0.9

Licensee Comments: none

Scrams with Loss of Normal Heat Removal



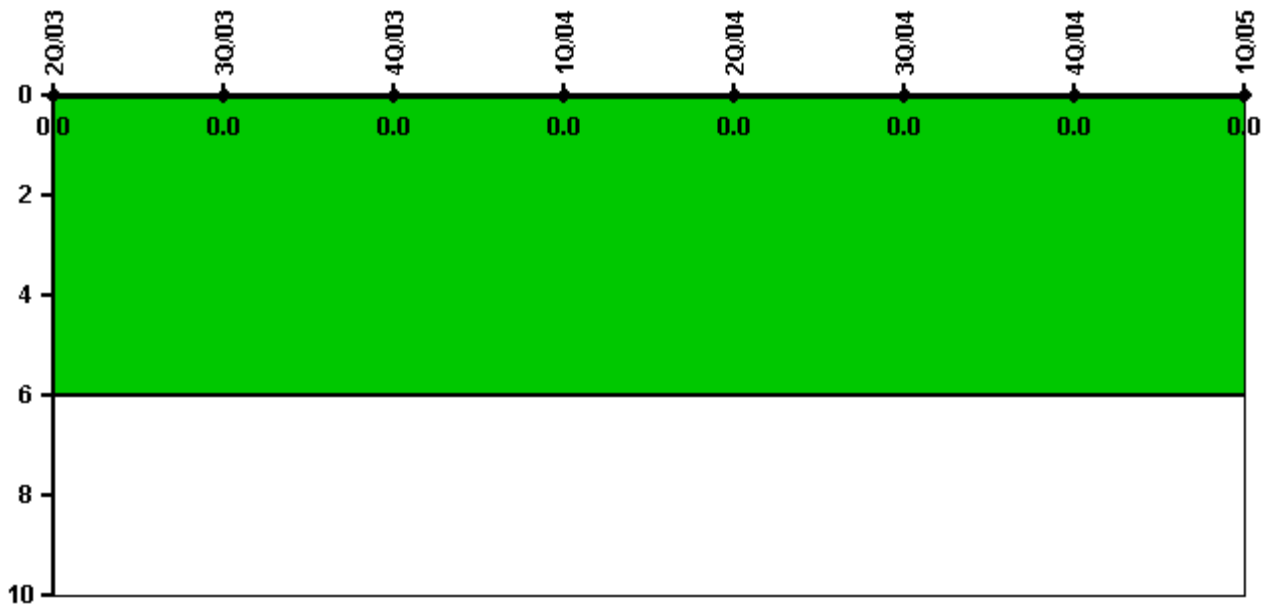
Thresholds: White > 2.0 Yellow > 10.0 Red > 20.0

Notes

Scrams with Loss of Normal Heat Removal	2Q/03	3Q/03	4Q/03	1Q/04	2Q/04	3Q/04	4Q/04	1Q/05
Scrams	0	0	0	0	0	0	0	0
Indicator value	0	0	0	0	0	0	0	0

Licensee Comments: none

Unplanned Power Changes per 7000 Critical Hrs



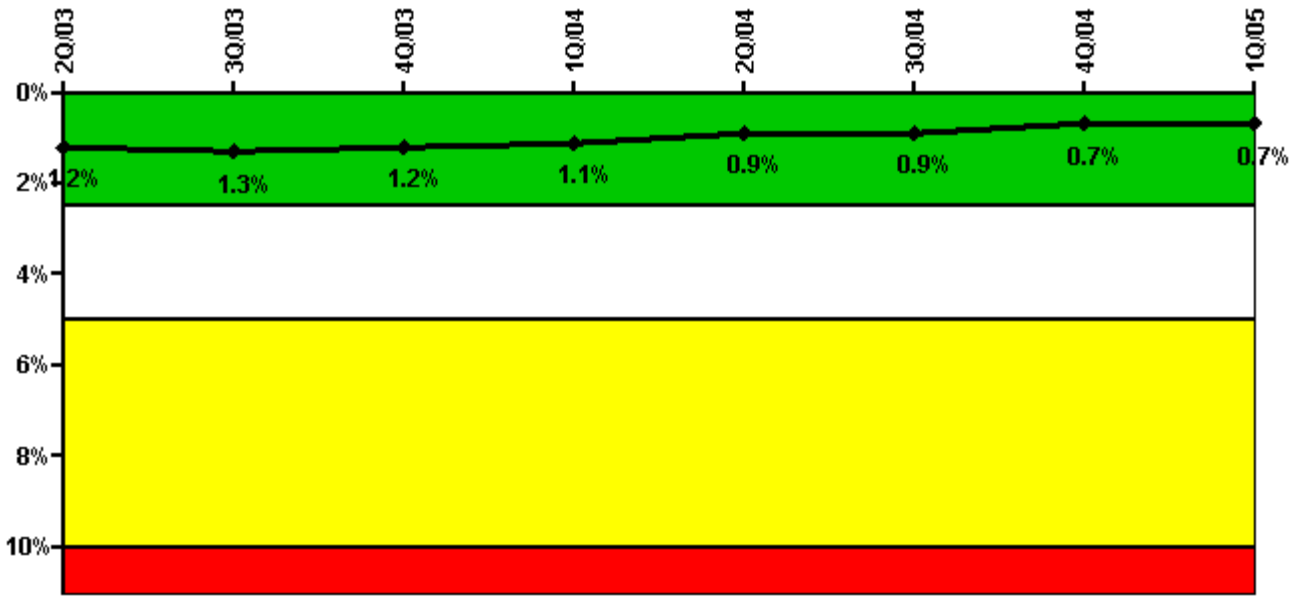
Thresholds: White > 6.0

Notes

Unplanned Power Changes per 7000 Critical Hrs	2Q/03	3Q/03	4Q/03	1Q/04	2Q/04	3Q/04	4Q/04	1Q/05
Unplanned power changes	0	0	0	0	0	0	0	0
Critical hours	2180.8	2208.0	2209.0	2184.0	1494.4	2208.0	2209.0	2160.0
Indicator value	0	0	0	0	0	0	0	0

Licensee Comments: none

Safety System Unavailability, Emergency AC Power



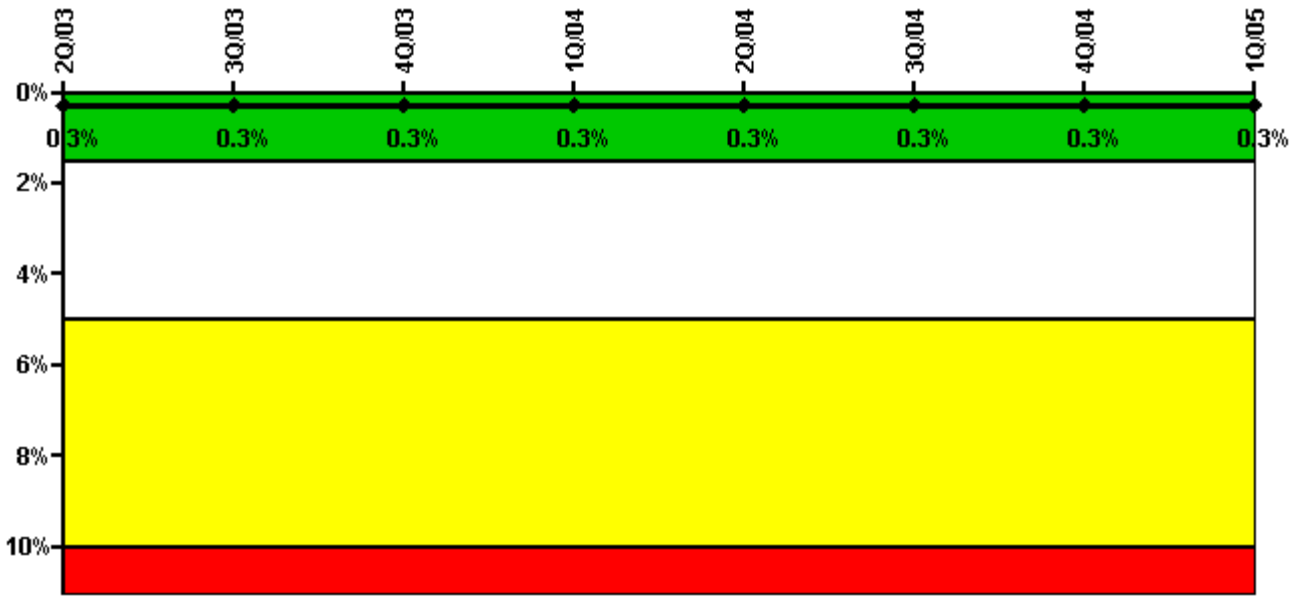
Thresholds: White > 2.5% Yellow > 5.0% Red > 10.0%

Notes

Safety System Unavailability, Emergency AC Power	2Q/03	3Q/03	4Q/03	1Q/04	2Q/04	3Q/04	4Q/04	1Q/05
Train 1								
Planned unavailable hours	36.01	30.54	9.80	10.16	5.49	7.17	8.05	12.42
Unplanned unavailable hours	0	14.10	0	0	0	0	0	0.70
Fault exposure hours	0	0	0	0	0	0	0	0
Effective Reset hours	0	0	0	0	0	0	0	0
Required hours	2183.00	2208.00	2209.00	2184.00	1874.18	2208.00	2209.00	2160.00
Train 2								
Planned unavailable hours	60.32	34.65	9.91	8.81	6.96	18.49	4.92	7.58
Unplanned unavailable hours	0	10.73	0	0	1.77	0	0	0
Fault exposure hours	0	0	0	0	0	0	0	0
Effective Reset hours	0	0	0	0	0	0	0	0
Required hours	2183.00	2208.00	2209.00	2184.00	1874.18	2208.00	2209.00	2160.00
Indicator value	1.2%	1.3%	1.2%	1.1%	0.9%	0.9%	0.7%	0.7%

Licensee Comments: none

Safety System Unavailability, High Pressure Injection System (HPSI)



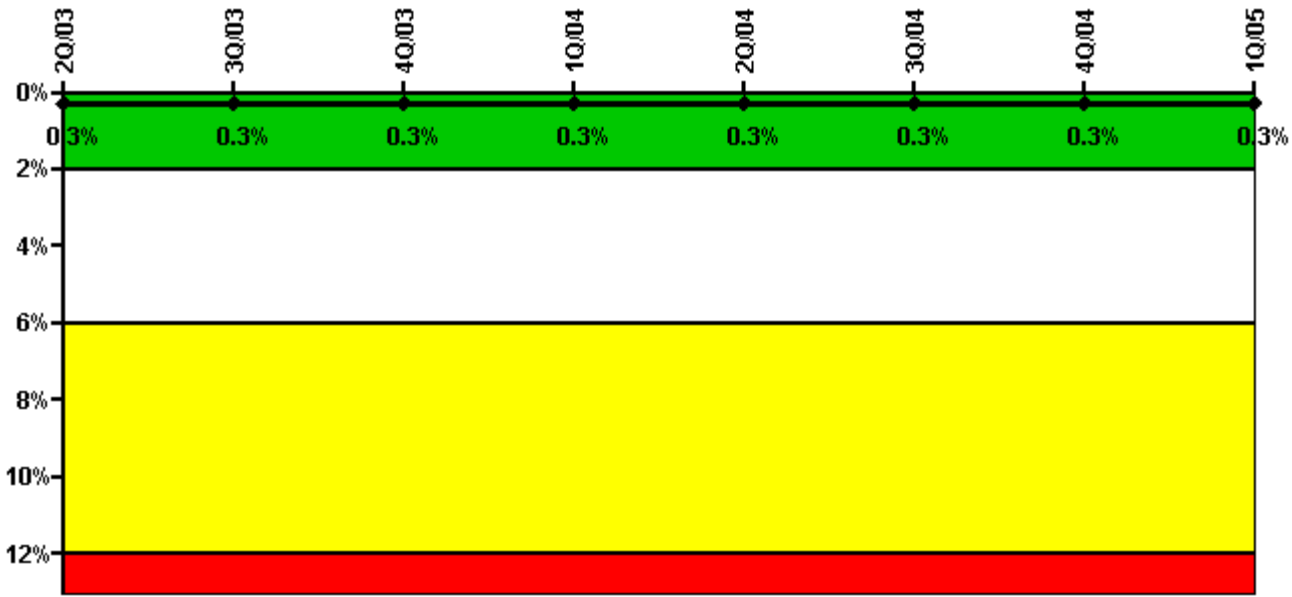
Thresholds: White > 1.5% Yellow > 5.0% Red > 10.0%

Notes

Safety System Unavailability, High Pressure Injection System (HPSI)	2Q/03	3Q/03	4Q/03	1Q/04	2Q/04	3Q/04	4Q/04	1Q/05
Train 1								
Planned unavailable hours	2.40	6.17	7.50	3.10	4.44	4.32	6.18	2.07
Unplanned unavailable hours	0	0.55	0	0	0	0	0	1.02
Fault exposure hours	0	0	0	0	0	0	0	0
Effective Reset hours	0	0	0	0	0	0	0	0
Required hours	2183.00	2208.00	2209.00	2184.00	1557.59	2208.00	2209.00	2160.00
Train 2								
Planned unavailable hours	7.66	2.50	2.30	4.36	4.32	2.95	5.30	3.83
Unplanned unavailable hours	0	0	0	0	0	0	0	0
Fault exposure hours	0	0	0	0	0	0	0	0
Effective Reset hours	0	0	0	0	0	0	0	0
Required hours	2183.00	2208.00	2209.00	2184.00	1557.59	2208.00	2209.00	2160.00
Indicator value	0.3%	0.3%	0.3%	0.3%	0.3%	0.3%	0.3%	0.3%

Licensee Comments: none

Safety System Unavailability, Heat Removal System (AFW)



Thresholds: White > 2.0% Yellow > 6.0% Red > 12.0%

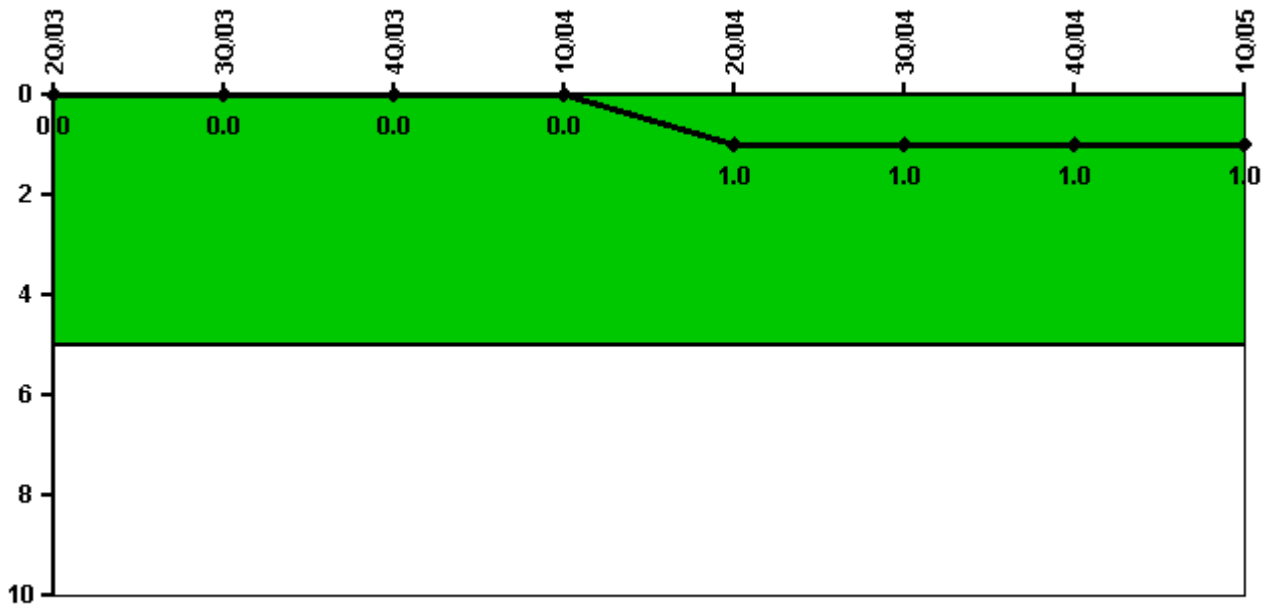
Notes

Safety System Unavailability, Heat Removal System (AFW)	2Q/03	3Q/03	4Q/03	1Q/04	2Q/04	3Q/04	4Q/04	1Q/05
Train 1								
Planned unavailable hours	2.78	6.00	4.94	11.95	2.42	3.85	14.53	2.67
Unplanned unavailable hours	0	0	0	7.42	0	0	0	0
Fault exposure hours	0	0	0	0	0	0	0	0
Effective Reset hours	0	0	0	0	0	0	0	0
Required hours	2183.00	2208.00	2209.00	2184.00	1549.82	2208.00	2209.00	2160.00
Train 2								
Planned unavailable hours	11.37	3.87	12.90	11.76	0.63	5.93	11.93	4.33
Unplanned unavailable hours	0	0	0	0	0	0	0	0
Fault exposure hours	0	0	0	0	0	0	0	0
Effective Reset hours	0	0	0	0	0	0	0	0
Required hours	2183.00	2208.00	2209.00	2184.00	1549.82	2208.00	2209.00	2160.00
Train 3								
Planned unavailable hours	1.43	5.12	5.20	13.81	3.22	3.23	5.62	6.48
Unplanned unavailable hours	0	0	0	0	0	0	0	0
Fault exposure hours	0	0	0	0	0	0	0	0
Effective Reset hours	0	0	0	0	0	0	0	0
Required hours	2183.00	2208.00	2209.00	2184.00	1549.82	2208.00	2209.00	2160.00
Indicator value	0.3%	0.3%	0.3%	0.3%	0.3%	0.3%	0.3%	0.3%

Licensee Comments: none

Licensee Comments: none

Safety System Functional Failures (PWR)




Thresholds: White > 5.0

Notes

Safety System Functional Failures (PWR)	2Q/03	3Q/03	4Q/03	1Q/04	2Q/04	3Q/04	4Q/04	1Q/05
Safety System Functional Failures	0	0	0	0	1	0	0	0
Indicator value	0	0	0	0	1	1	1	1

Licensee Comments: none

Reactor Coolant System Activity




Thresholds: White > 50.0 Yellow > 100.0

Notes

Reactor Coolant System Activity	4/03	5/03	6/03	7/03	8/03	9/03	10/03	11/03	12/03	1/04	2/04	3/04
Maximum activity	0.000765	0.000792	0.000803	0.000868	0.000851	0.000887	0.000935	0.000996	0.000984	0.001020	0.001020	0.001040
Technical specification limit	1.0	1.0	1.0	1.0	1.0	1.0	1.0	1.0	1.0	1.0	1.0	1.0
Indicator value	0.1	0.1	0.1	0.1	0.1	0.1	0.1	0.1	0.1	0.1	0.1	0.1
Reactor Coolant System Activity	4/04	5/04	6/04	7/04	8/04	9/04	10/04	11/04	12/04	1/05	2/05	3/05
Maximum activity	0.001020	0.001030	0.000583	0.000506	0.000581	0.000523	0.000511	0.000471	0.000523	0.000498	0.000527	0.000773
Technical specification limit	1.0	1.0	1.0	1.0	1.0	1.0	1.0	1.0	1.0	1.0	1.0	1.0
Indicator value	0.1	0.1	0.1	0.1	0.1	0.1	0.1	0	0.1	0	0.1	0.1

Licensee Comments: none

Reactor Coolant System Leakage



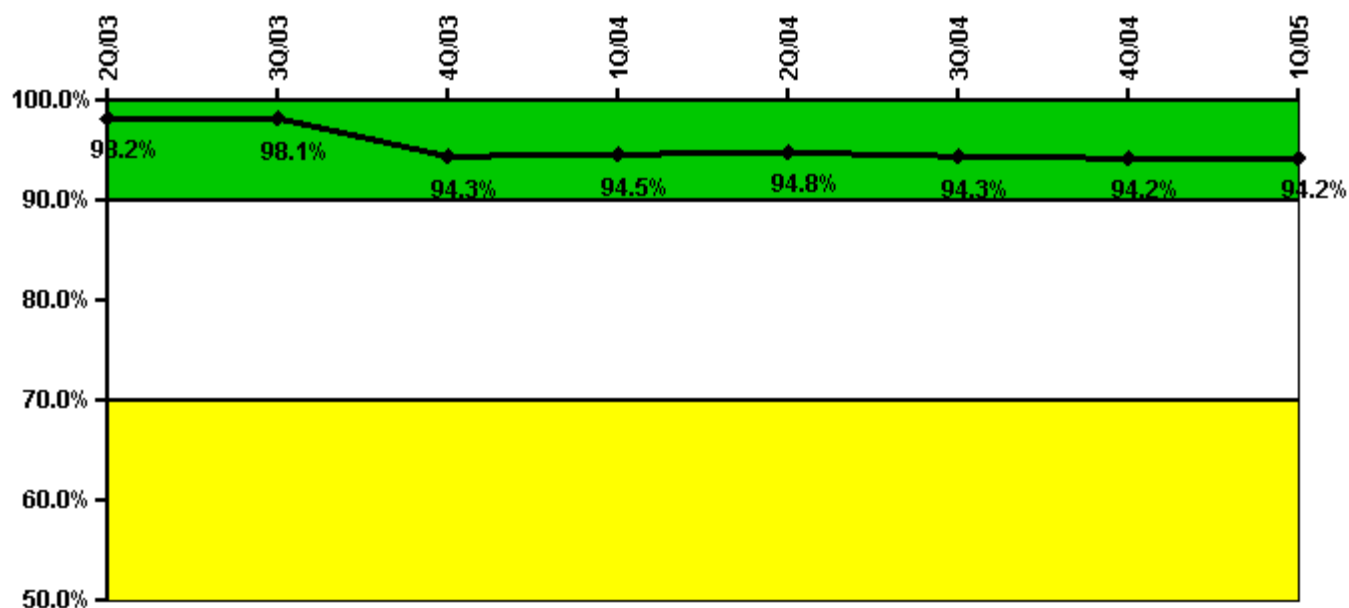
Thresholds: White > 50.0 Yellow > 100.0

Notes

Reactor Coolant System Leakage	4/03	5/03	6/03	7/03	8/03	9/03	10/03	11/03	12/03	1/04	2/04	3/04
Maximum leakage	0.068	0.079	0.072	0.115	0.064	0.078	0.124	0.028	0.062	0.024	0.051	0.055
Technical specification limit	10.0	10.0	10.0	10.0	10.0	10.0	10.0	10.0	10.0	10.0	10.0	10.0
Indicator value	0.7	0.8	0.7	1.2	0.6	0.8	1.2	0.3	0.6	0.2	0.5	0.6
Reactor Coolant System Leakage	4/04	5/04	6/04	7/04	8/04	9/04	10/04	11/04	12/04	1/05	2/05	3/05
Maximum leakage	0.051	0.006	0.016	0.054	0.038	0.023	0.024	0.017	0.034	0.018	0.010	0.035
Technical specification limit	10.0	10.0	10.0	10.0	10.0	10.0	10.0	10.0	10.0	10.0	10.0	10.0
Indicator value	0.5	0.1	0.2	0.5	0.4	0.2	0.2	0.2	0.3	0.2	0.1	0.4

Licensee Comments: none

Drill/Exercise Performance



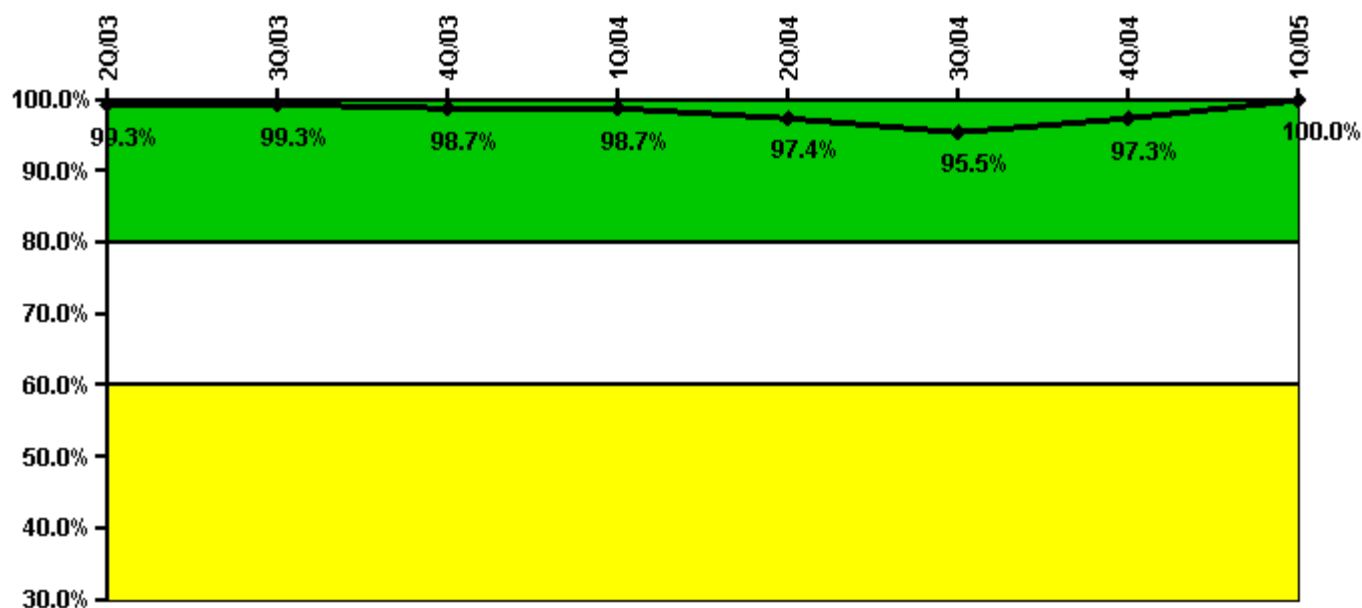
Thresholds: White < 90.0% Yellow < 70.0%

Notes

Drill/Exercise Performance	2Q/03	3Q/03	4Q/03	1Q/04	2Q/04	3Q/04	4Q/04	1Q/05
Successful opportunities	108.0	3.0	25.0	31.0	11.0	13.0	6.0	64.0
Total opportunities	108.0	3.0	35.0	32.0	11.0	14.0	6.0	68.0
Indicator value	98.2%	98.1%	94.3%	94.5%	94.8%	94.3%	94.2%	94.2%

Licensee Comments: none

ERO Drill Participation



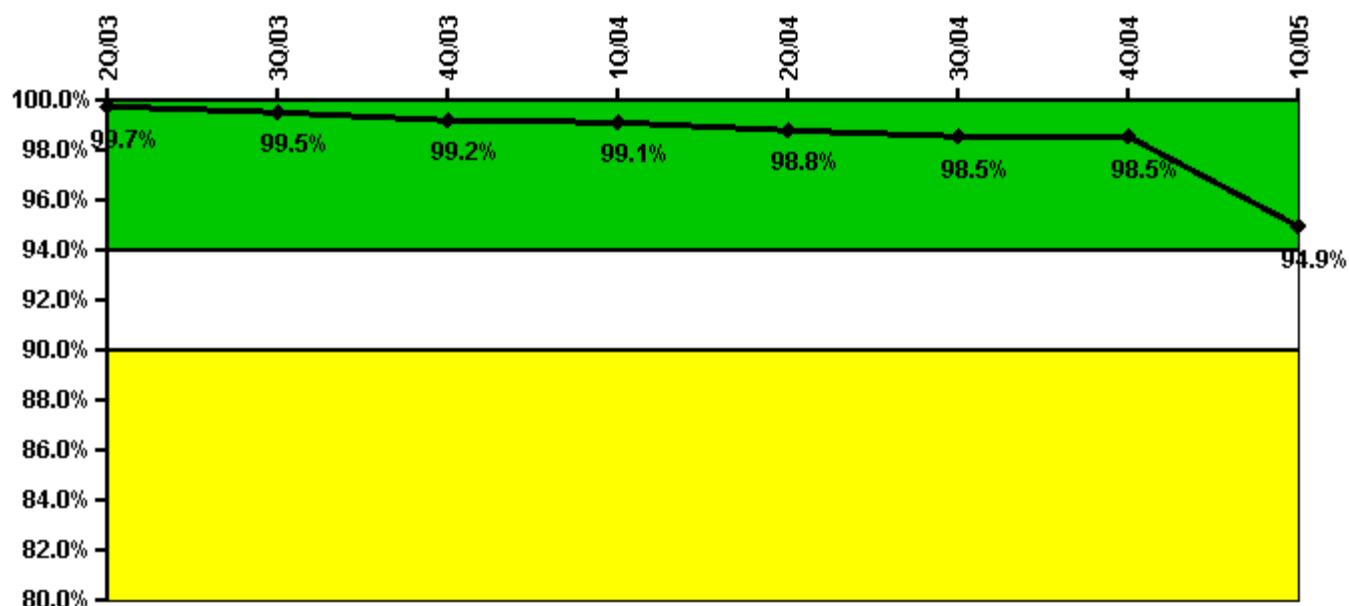
Thresholds: White < 80.0% Yellow < 60.0%

Notes

ERO Drill Participation	2Q/03	3Q/03	4Q/03	1Q/04	2Q/04	3Q/04	4Q/04	1Q/05
Participating Key personnel	151.0	152.0	150.0	150.0	147.0	149.0	142.0	159.0
Total Key personnel	152.0	153.0	152.0	152.0	151.0	156.0	146.0	159.0
Indicator value	99.3%	99.3%	98.7%	98.7%	97.4%	95.5%	97.3%	100.0%

Licensee Comments: none

Alert & Notification System



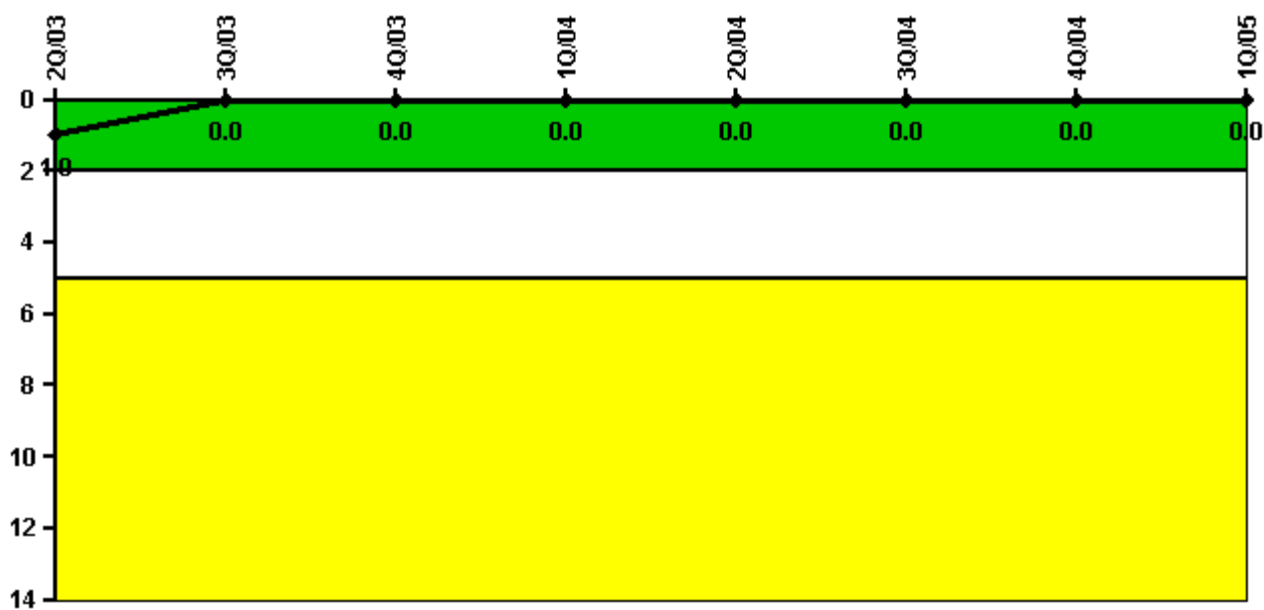
Thresholds: White < 94.0% Yellow < 90.0%

Notes

Alert & Notification System	2Q/03	3Q/03	4Q/03	1Q/04	2Q/04	3Q/04	4Q/04	1Q/05
Successful siren-tests	436	436	435	437	436	450	461	399
Total sirens-tests	436	441	441	441	443	460	467	469
Indicator value	99.7%	99.5%	99.2%	99.1%	98.8%	98.5%	98.5%	94.9%

Licensee Comments: none

Occupational Exposure Control Effectiveness



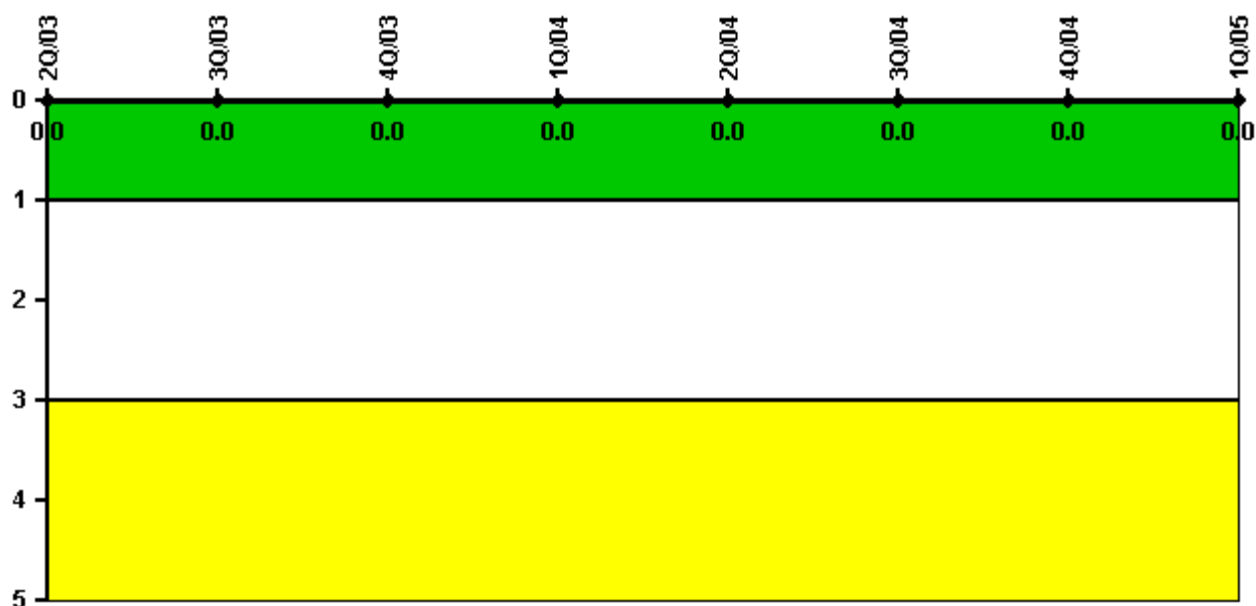
Thresholds: White > 2.0 Yellow > 5.0

Notes

Occupational Exposure Control Effectiveness	2Q/03	3Q/03	4Q/03	1Q/04	2Q/04	3Q/04	4Q/04	1Q/05
High radiation area occurrences	0	0	0	0	0	0	0	0
Very high radiation area occurrences	0	0	0	0	0	0	0	0
Unintended exposure occurrences	0	0	0	0	0	0	0	0
Indicator value	1	0	0	0	0	0	0	0

Licensee Comments: none

RETS/ODCM Radiological Effluent



Thresholds: White > 1.0 Yellow > 3.0

Notes

RETS/ODCM Radiological Effluent	2Q/03	3Q/03	4Q/03	1Q/04	2Q/04	3Q/04	4Q/04	1Q/05
RETS/ODCM occurrences	0	0	0	0	0	0	0	0
Indicator value	0	0	0	0	0	0	0	0

Licensee Comments: none

[Physical Protection](#) information not publicly available.

▲ [Action Matrix Summary](#) | [Inspection Findings Summary](#) | [PI Summary](#) | [Reactor Oversight Process](#)

Last Modified: June 17, 2005