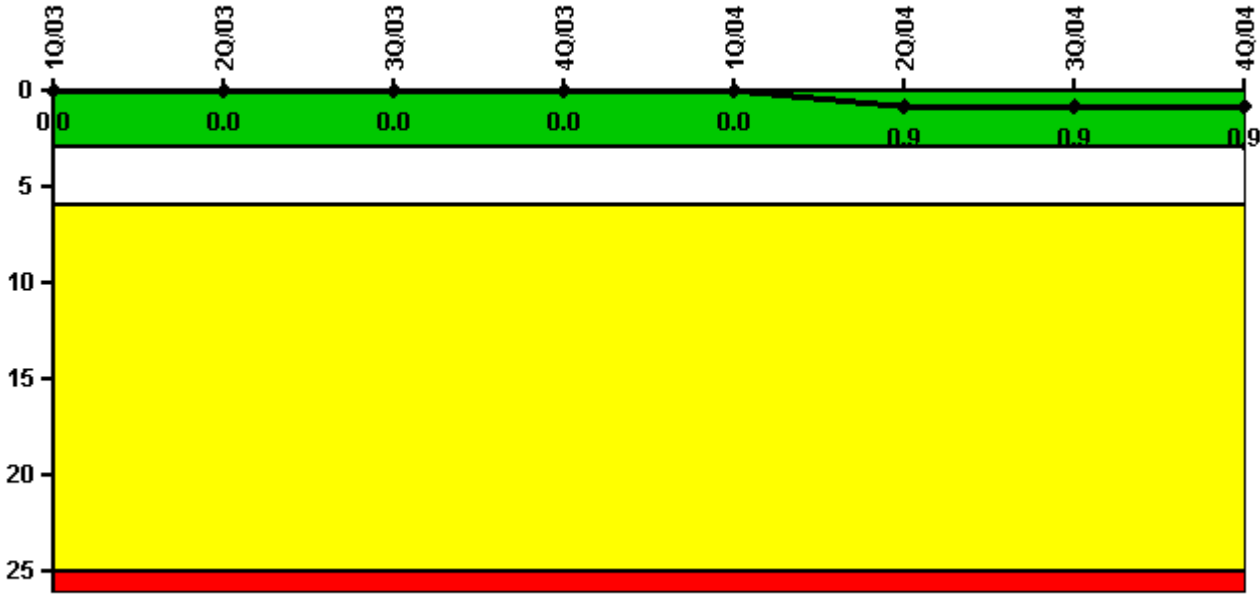


# Vermont Yankee

## 4Q/2004 Performance Indicators

Licensee's General Comments: none

### Unplanned Scrams per 7000 Critical Hrs



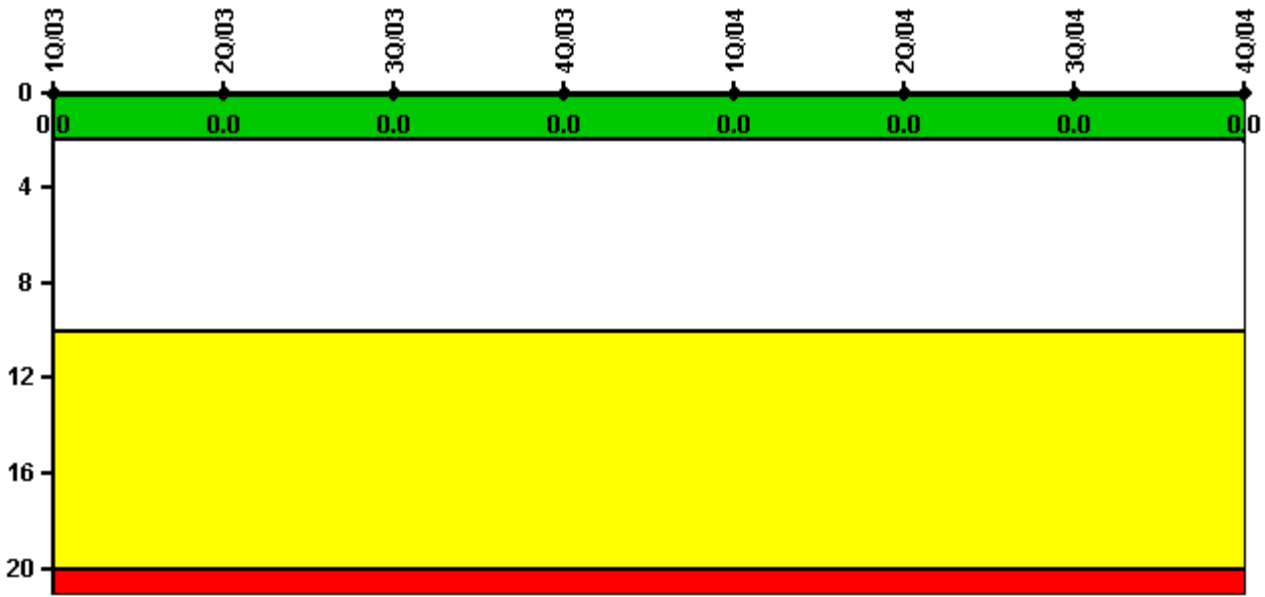
Thresholds: White > 3.0 Yellow > 6.0 Red > 25.0

### Notes

Unplanned Scrams per 7000 Critical Hrs	1Q/03	2Q/03	3Q/03	4Q/03	1Q/04	2Q/04	3Q/04	4Q/04
Unplanned scrams	0	0	0	0	0	1.0	0	0
Critical hours	2160.0	2183.0	2146.0	2163.2	2184.0	1175.2	2090.8	2209.0
Indicator value	0	0	0	0	0	0.9	0.9	0.9

Licensee Comments: none

### Scrams with Loss of Normal Heat Removal



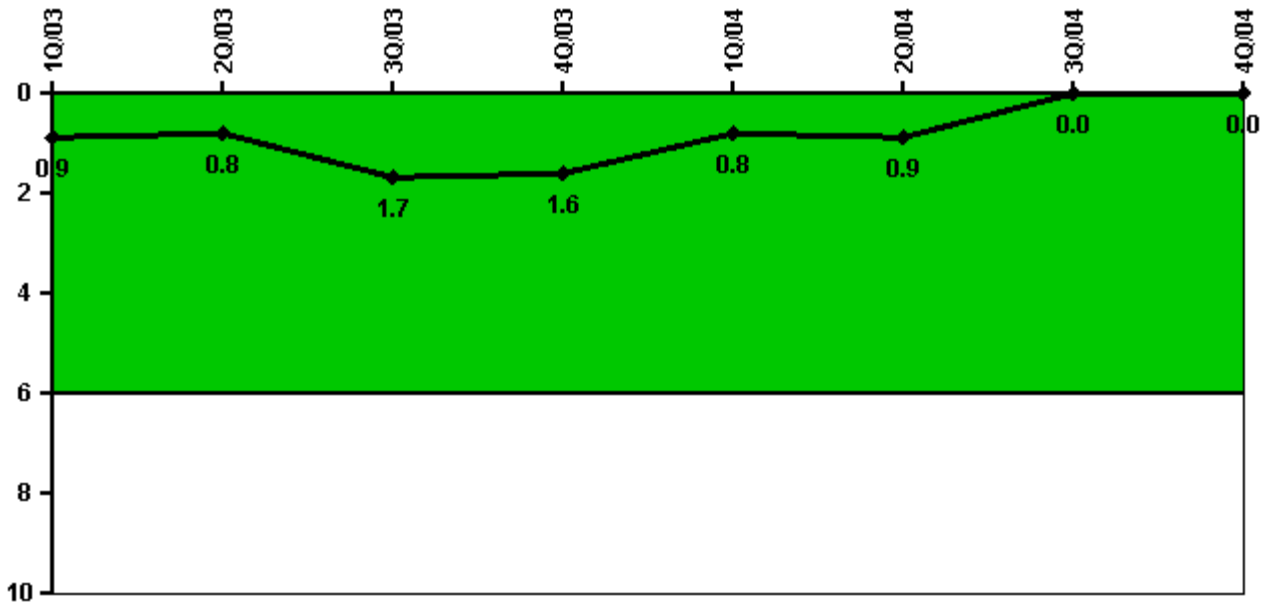
Thresholds: White > 2.0 Yellow > 10.0 Red > 20.0

#### Notes

Scrams with Loss of Normal Heat Removal	1Q/03	2Q/03	3Q/03	4Q/03	1Q/04	2Q/04	3Q/04	4Q/04
Scrams	0	0	0	0	0	0	0	0
Indicator value	0	0	0	0	0	0	0	0

Licensee Comments: none

### Unplanned Power Changes per 7000 Critical Hrs



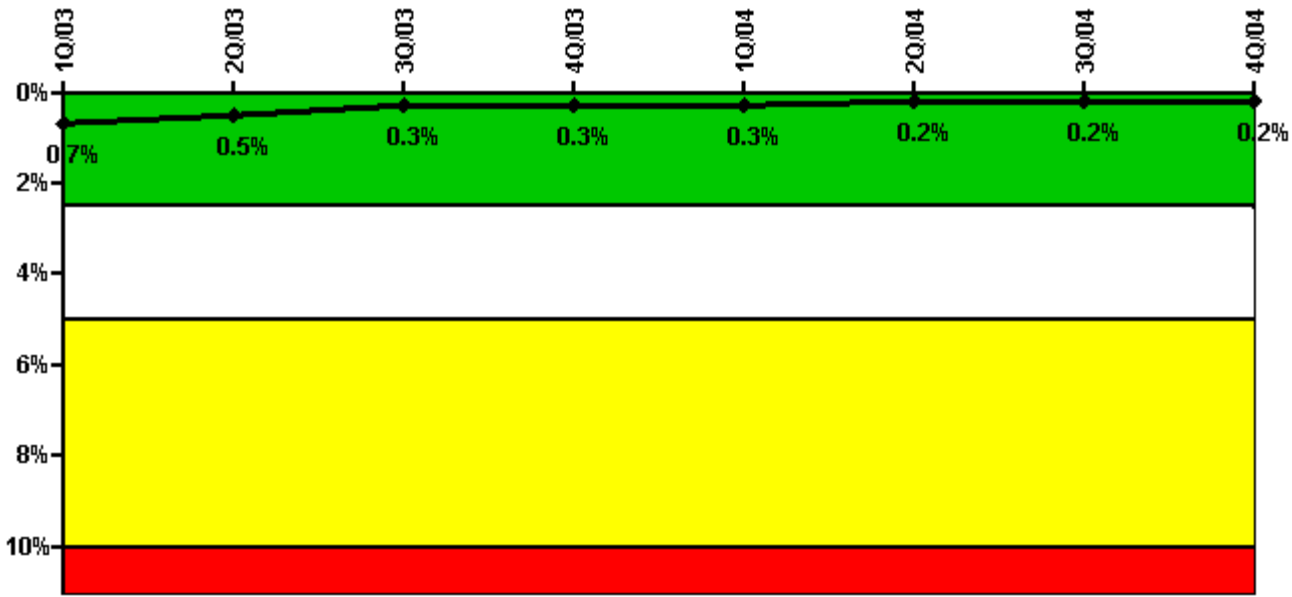
Thresholds: White > 6.0

#### Notes

Unplanned Power Changes per 7000 Critical Hrs	1Q/03	2Q/03	3Q/03	4Q/03	1Q/04	2Q/04	3Q/04	4Q/04
Unplanned power changes	1.0	0	1.0	0	0	0	0	0
Critical hours	2160.0	2183.0	2146.0	2163.2	2184.0	1175.2	2090.8	2209.0
<b>Indicator value</b>	<b>0.9</b>	<b>0.8</b>	<b>1.7</b>	<b>1.6</b>	<b>0.8</b>	<b>0.9</b>	<b>0</b>	<b>0</b>

Licensee Comments: none

### Safety System Unavailability, Emergency AC Power



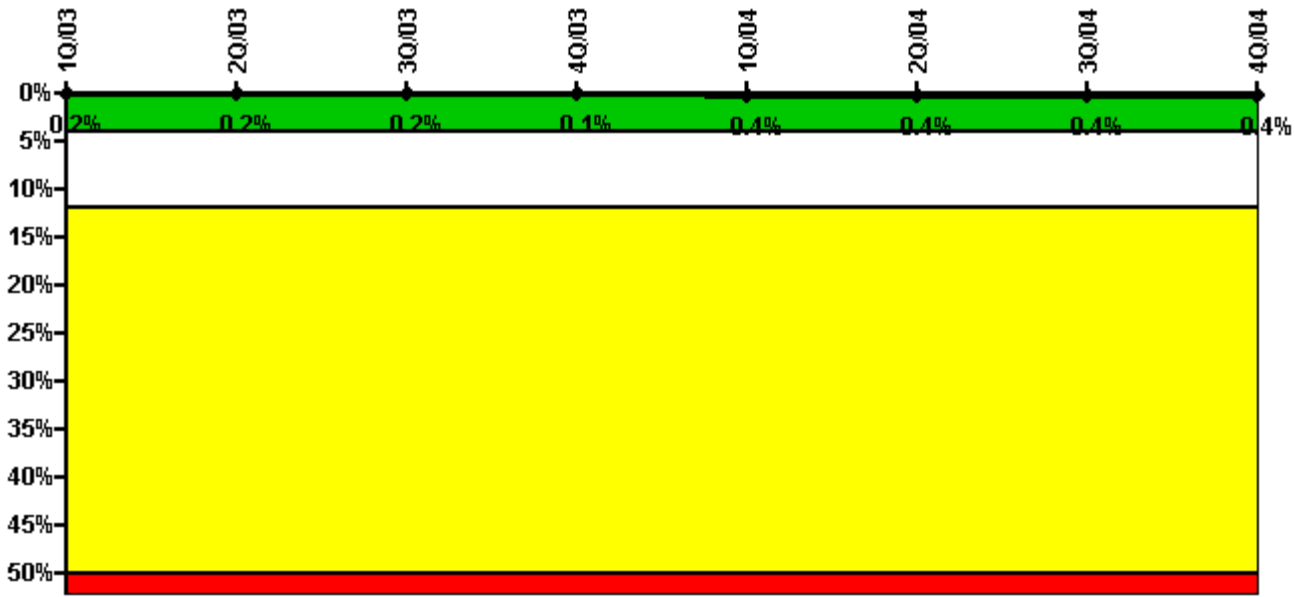
Thresholds: White > 2.5% Yellow > 5.0% Red > 10.0%

**Notes**

Safety System Unavailability, Emergency AC Power	1Q/03	2Q/03	3Q/03	4Q/03	1Q/04	2Q/04	3Q/04	4Q/04
<b>Train 1</b>								
Planned unavailable hours	0	0	0	0	0	0	0	0
Unplanned unavailable hours	43.60	0	0	0	0	0	0	0
Fault exposure hours	0	0	0	0	0	0	0	0
Effective Reset hours	0	0	0	0	0	0	0	0
Required hours	2160.00	2183.00	2208.00	2209.00	2184.00	2183.00	2208.00	2209.00
<b>Train 2</b>								
Planned unavailable hours	0	0	0	0	0	0	0	2.80
Unplanned unavailable hours	0	5.80	0	0	0	0	5.40	0
Fault exposure hours	0	0	0	0	0	0	0	0
Effective Reset hours	0	0	0	0	0	0	0	0
Required hours	2160.00	2183.00	2208.00	2209.00	2184.00	2183.00	2208.00	2209.00
<b>Indicator value</b>	<b>0.7%</b>	<b>0.5%</b>	<b>0.3%</b>	<b>0.3%</b>	<b>0.3%</b>	<b>0.2%</b>	<b>0.2%</b>	<b>0.2%</b>

Licensee Comments: none

### Safety System Unavailability, High Pressure Injection System (HPCI)



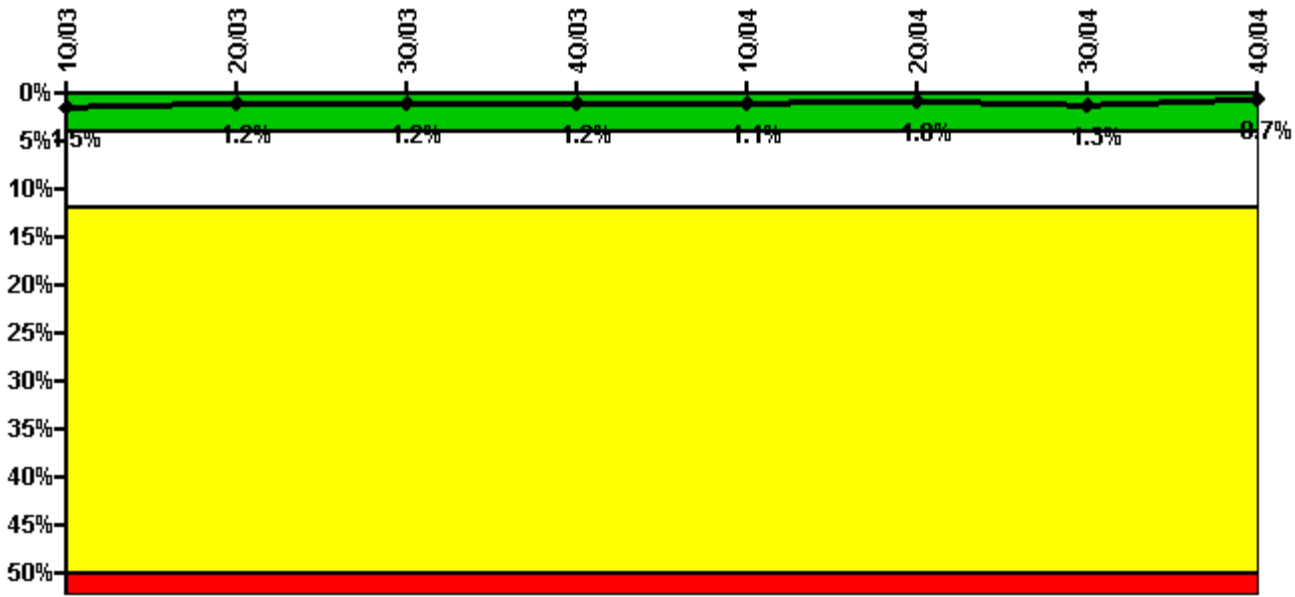
Thresholds: White > 4.0% Yellow > 12.0% Red > 50.0%

#### Notes

Safety System Unavailability, High Pressure Injection System (HPCI)	1Q/03	2Q/03	3Q/03	4Q/03	1Q/04	2Q/04	3Q/04	4Q/04
<b>Train 1</b>								
Planned unavailable hours	0.50	4.90	0	0	68.60	8.60	0	0
Unplanned unavailable hours	0	0	0	3.33	0	0	0	0
Fault exposure hours	0	0	0	0	0	0	0	0
Effective Reset hours	0	0	0	0	0	0	0	0
Required hours	2160.00	2183.00	2152.60	2160.00	2184.00	1184.10	2086.00	2209.00
<b>Indicator value</b>	<b>0.2%</b>	<b>0.2%</b>	<b>0.2%</b>	<b>0.1%</b>	<b>0.4%</b>	<b>0.4%</b>	<b>0.4%</b>	<b>0.4%</b>

Licensee Comments: none

### Safety System Unavailability, Heat Removal System (RCIC)



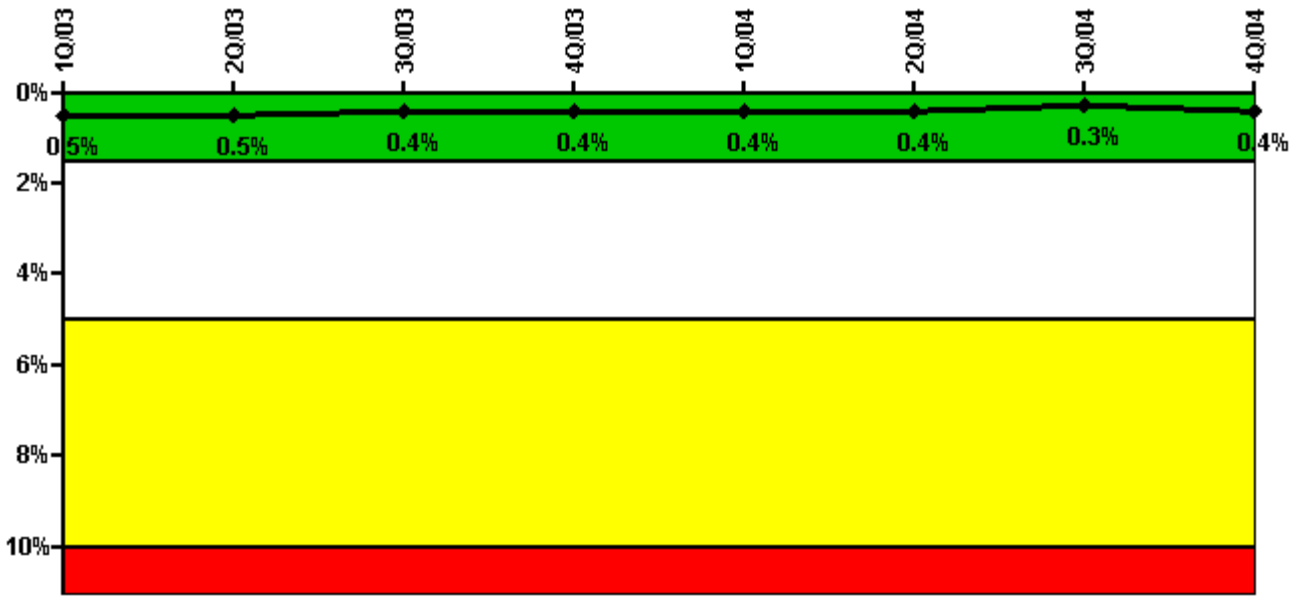
Thresholds: White > 4.0% Yellow > 12.0% Red > 50.0%

#### Notes

Safety System Unavailability, Heat Removal System (RCIC)	1Q/03	2Q/03	3Q/03	4Q/03	1Q/04	2Q/04	3Q/04	4Q/04
<b>Train 1</b>								
Planned unavailable hours	71.40	0	2.40	3.50	0	0	80.00	3.30
Unplanned unavailable hours	0	0	2.00	0	0	0	0	0
Fault exposure hours	0	0	0	0	0	0	0	0
Effective Reset hours	0	0	0	0	0	0	0	0
Required hours	2160.00	2183.00	2152.60	2160.00	2184.00	1184.10	2086.00	2209.00
<b>Indicator value</b>	<b>1.5%</b>	<b>1.2%</b>	<b>1.2%</b>	<b>1.2%</b>	<b>1.1%</b>	<b>1.0%</b>	<b>1.3%</b>	<b>0.7%</b>

Licensee Comments: none

### Safety System Unavailability, Residual Heat Removal System



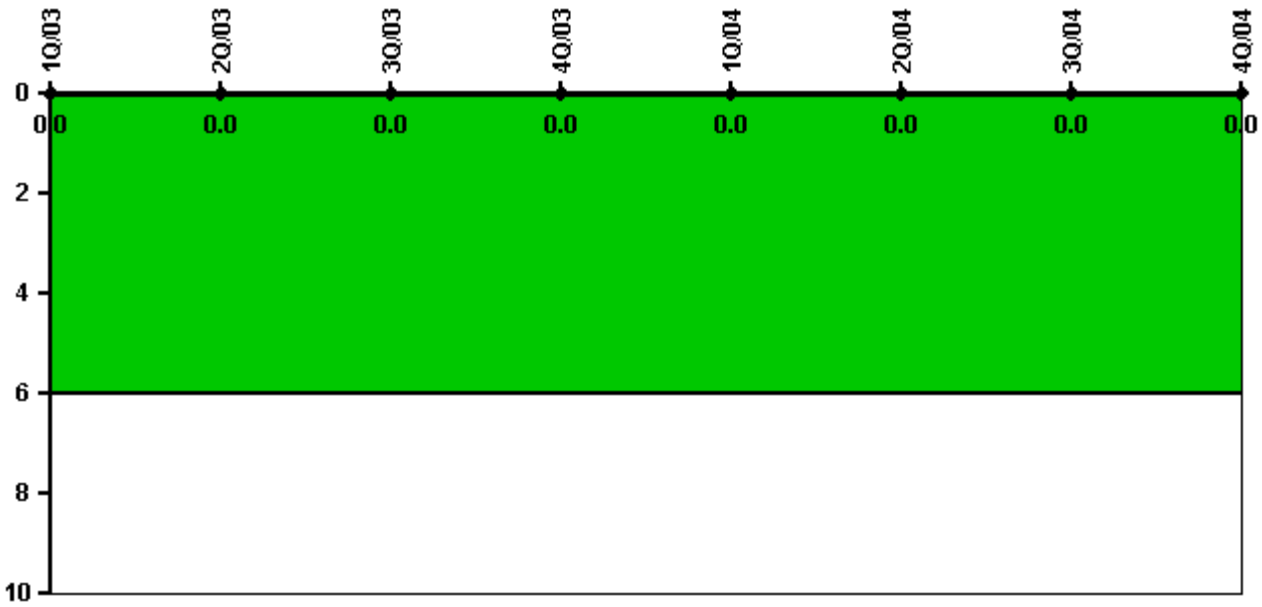
Thresholds: White > 1.5% Yellow > 5.0% Red > 10.0%

Notes

Safety System Unavailability, Residual Heat Removal System	1Q/03	2Q/03	3Q/03	4Q/03	1Q/04	2Q/04	3Q/04	4Q/04
<b>Train 1</b>								
Planned unavailable hours	0	0	0	0	0	0	0	30.20
Unplanned unavailable hours	0	0	0	0	0	0	0	0
Fault exposure hours	0	0	0	0	0	0	0	0
Effective Reset hours	0	0	0	0	0	0	0	0
Required hours	2160.00	2183.00	2208.00	2209.00	2184.00	2183.00	2208.00	2209.00
<b>Train 2</b>								
Planned unavailable hours	0	26.20	0	0	0	0	7.50	0
Unplanned unavailable hours	0	0	0	0	0	0	0	0
Fault exposure hours	0	0	0	0	0	0	0	0
Effective Reset hours	0	0	0	0	0	0	0	0
Required hours	2160.00	2183.00	2208.00	2209.00	2184.00	2183.00	2208.00	2209.00
<b>Indicator value</b>	<b>0.5%</b>	<b>0.5%</b>	<b>0.4%</b>	<b>0.4%</b>	<b>0.4%</b>	<b>0.4%</b>	<b>0.3%</b>	<b>0.4%</b>

Licensee Comments: none

### Safety System Functional Failures (BWR)



Thresholds: White > 6.0

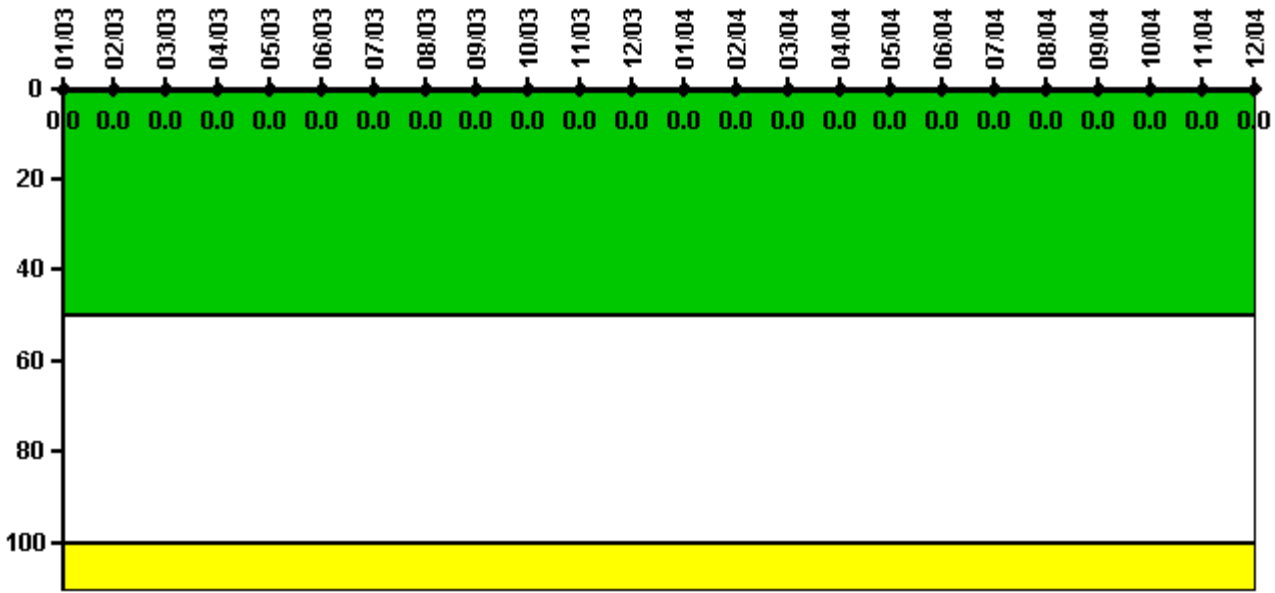
#### Notes

Safety System Functional Failures (BWR)	1Q/03	2Q/03	3Q/03	4Q/03	1Q/04	2Q/04	3Q/04	4Q/04
Safety System Functional Failures	0	0	0	0	0	0	0	0
Indicator value	0	0	0	0	0	0	0	0

Licensee Comments: none



### Reactor Coolant System Activity



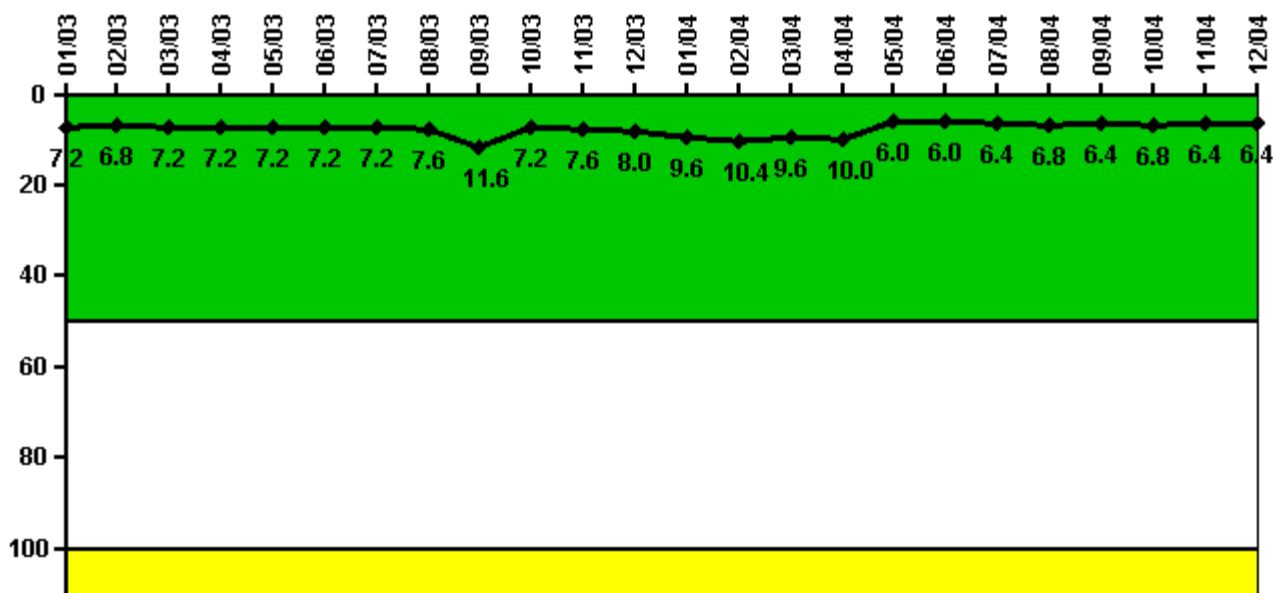
Thresholds: White > 50.0 Yellow > 100.0

#### Notes

Reactor Coolant System Activity	1/03	2/03	3/03	4/03	5/03	6/03	7/03	8/03	9/03	10/03	11/03	12/03
Maximum activity	0.000071	0.000108	0.000078	0.000075	0.000101	0.000122	0.000086	0.000087	0.000133	0.000064	0.000104	0.000098
Technical specification limit	1.1	1.1	1.1	1.1	1.1	1.1	1.1	1.1	1.1	1.1	1.1	1.1
Indicator value	0	0	0	0	0	0	0	0	0	0	0	0
Reactor Coolant System Activity	1/04	2/04	3/04	4/04	5/04	6/04	7/04	8/04	9/04	10/04	11/04	12/04
Maximum activity	0.000247	0.000075	0.000075	0.000084	0.000028	0.000031	0.000031	0.000036	0.000049	0.000038	0.000040	0.000028
Technical specification limit	1.1	1.1	1.1	1.1	1.1	1.1	1.1	1.1	1.1	1.1	1.1	1.1
Indicator value	0	0	0	0	0	0	0	0	0	0	0	0

Licensee Comments: none

### Reactor Coolant System Leakage



Thresholds: White > 50.0 Yellow > 100.0

#### Notes

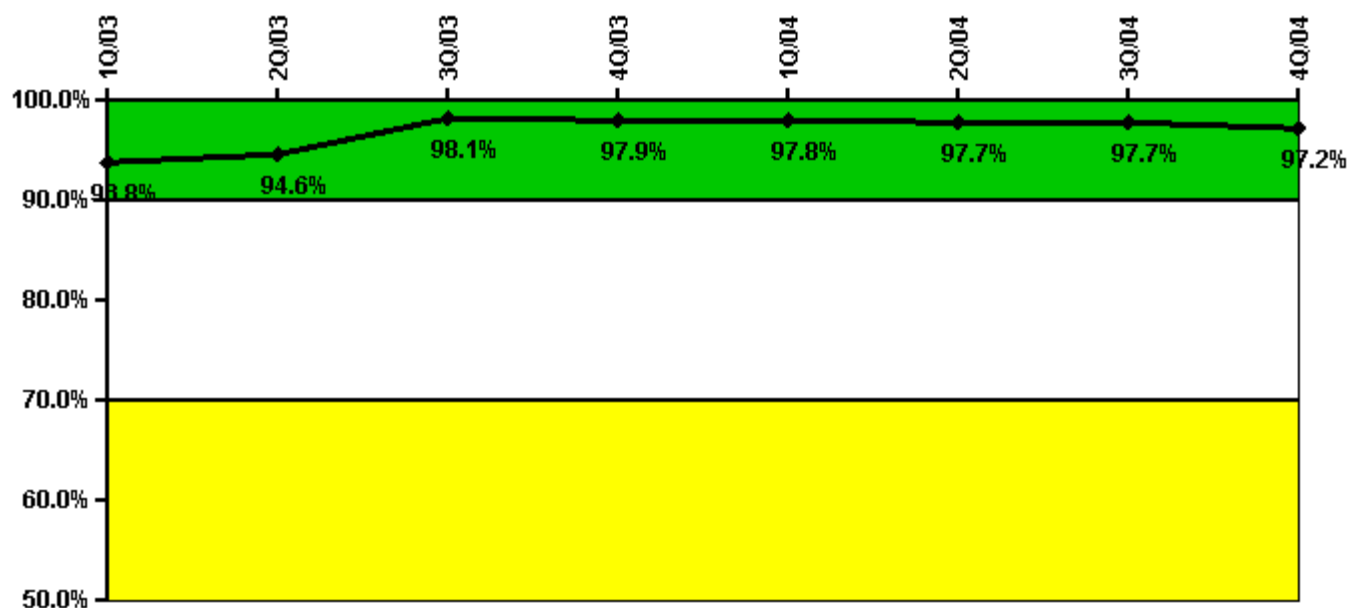
Reactor Coolant System Leakage	1/03	2/03	3/03	4/03	5/03	6/03	7/03	8/03	9/03	10/03	11/03	12/03
Maximum leakage	1.800	1.700	1.800	1.800	1.800	1.800	1.800	1.900	2.900	1.800	1.900	2.000
Technical specification limit	25.0	25.0	25.0	25.0	25.0	25.0	25.0	25.0	25.0	25.0	25.0	25.0
Indicator value	7.2	6.8	7.2	7.2	7.2	7.2	7.2	7.6	11.6	7.2	7.6	8.0

Reactor Coolant System Leakage	1/04	2/04	3/04	4/04	5/04	6/04	7/04	8/04	9/04	10/04	11/04	12/04
Maximum leakage	2.400	2.600	2.400	2.500	1.500	1.500	1.600	1.700	1.600	1.700	1.600	1.600
Technical specification limit	25.0	25.0	25.0	25.0	25.0	25.0	25.0	25.0	25.0	25.0	25.0	25.0
Indicator value	9.6	10.4	9.6	10.0	6.0	6.0	6.4	6.8	6.4	6.8	6.4	6.4

Licensee Comments: none

### Drill/Exercise Performance



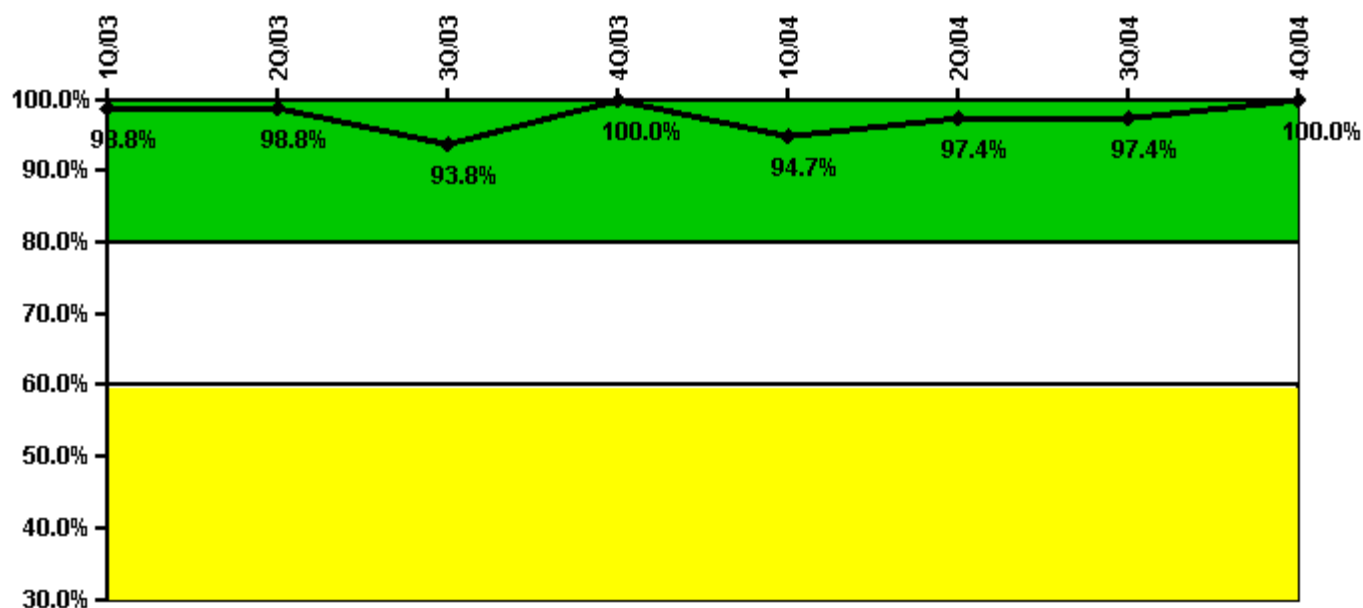
Thresholds: White < 90.0% Yellow < 70.0%

#### Notes

Drill/Exercise Performance	1Q/03	2Q/03	3Q/03	4Q/03	1Q/04	2Q/04	3Q/04	4Q/04
Successful opportunities	31.0	28.0	35.0	34.0	20.0	17.0	38.0	37.0
Total opportunities	31.0	28.0	36.0	36.0	20.0	18.0	38.0	40.0
Indicator value	93.8%	94.6%	98.1%	97.9%	97.8%	97.7%	97.7%	97.2%

Licensee Comments: none

### ERO Drill Participation



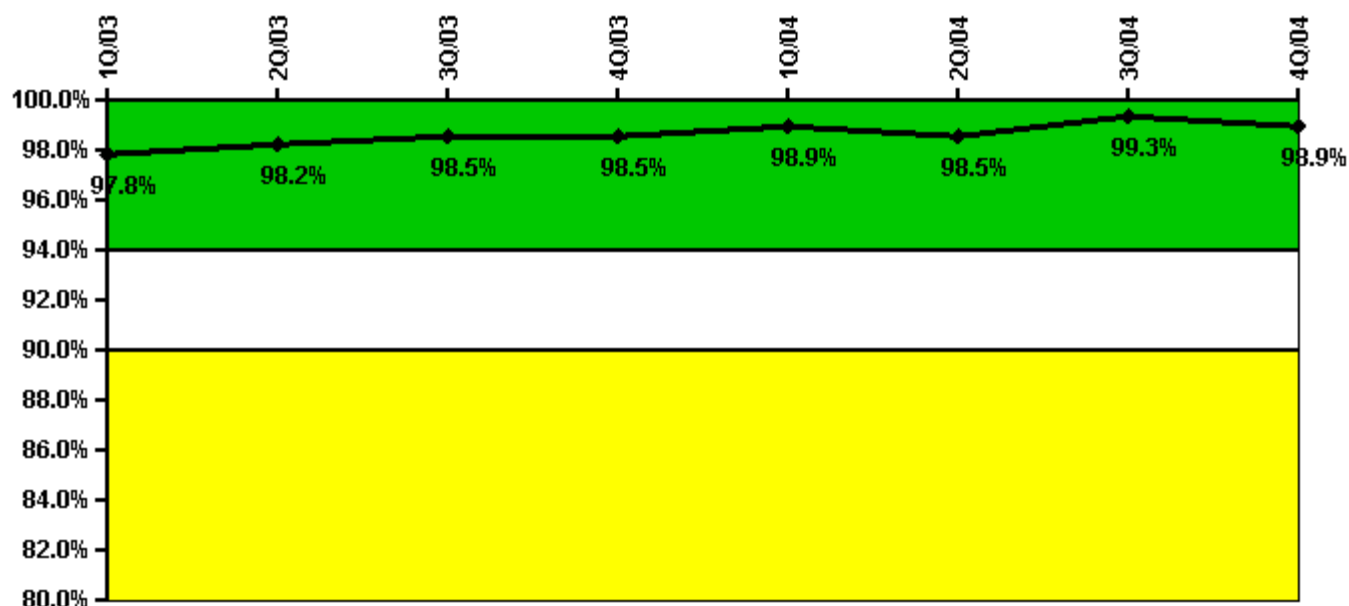
Thresholds: White < 80.0% Yellow < 60.0%

#### Notes

ERO Drill Participation	1Q/03	2Q/03	3Q/03	4Q/03	1Q/04	2Q/04	3Q/04	4Q/04
Participating Key personnel	80.0	79.0	75.0	76.0	72.0	74.0	75.0	74.0
Total Key personnel	81.0	80.0	80.0	76.0	76.0	76.0	77.0	74.0
Indicator value	98.8%	98.8%	93.8%	100.0%	94.7%	97.4%	97.4%	100.0%

Licensee Comments: none

### Alert & Notification System



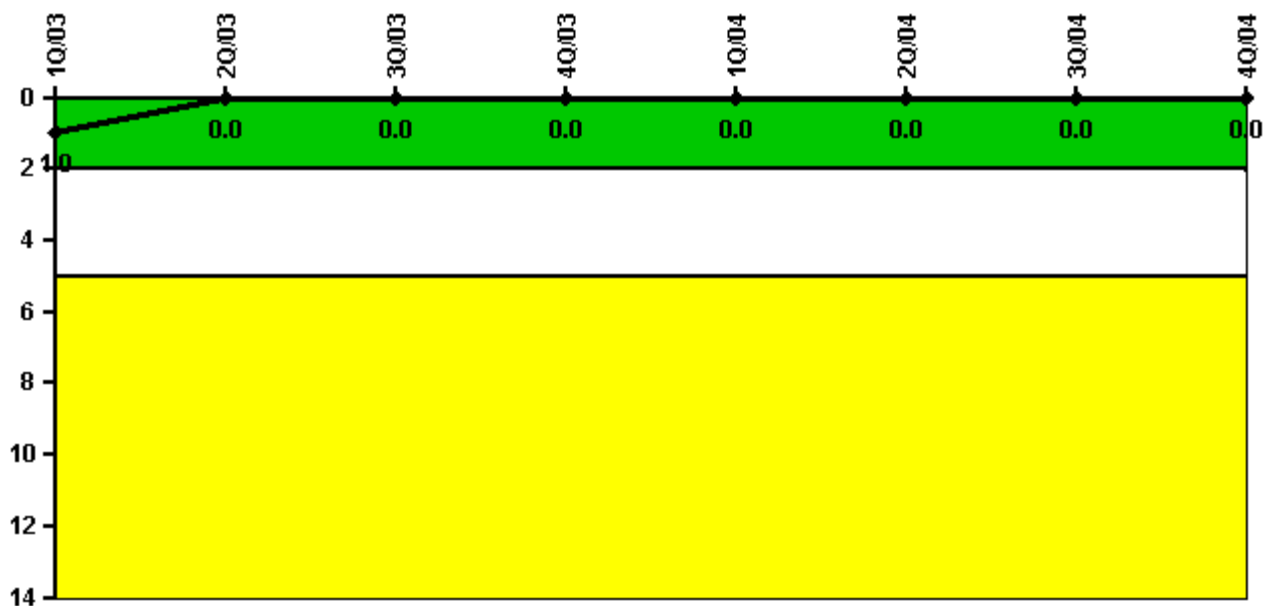
Thresholds: White < 94.0% Yellow < 90.0%

#### Notes

Alert & Notification System	1Q/03	2Q/03	3Q/03	4Q/03	1Q/04	2Q/04	3Q/04	4Q/04
Successful siren-tests	62	63	61	82	63	62	63	82
Total sirens-tests	63	63	63	83	63	63	63	84
Indicator value	97.8%	98.2%	98.5%	98.5%	98.9%	98.5%	99.3%	98.9%

Licensee Comments: none

### Occupational Exposure Control Effectiveness



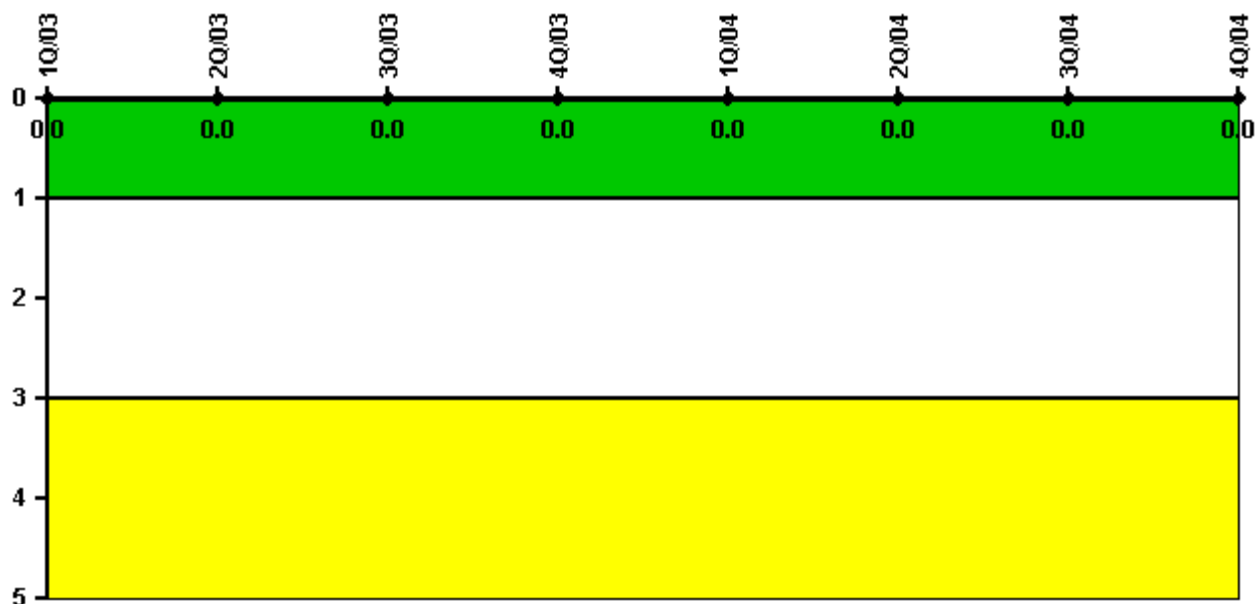
Thresholds: White > 2.0 Yellow > 5.0

#### Notes

Occupational Exposure Control Effectiveness	1Q/03	2Q/03	3Q/03	4Q/03	1Q/04	2Q/04	3Q/04	4Q/04
High radiation area occurrences	0	0	0	0	0	0	0	0
Very high radiation area occurrences	0	0	0	0	0	0	0	0
Unintended exposure occurrences	0	0	0	0	0	0	0	0
<b>Indicator value</b>	<b>1</b>	<b>0</b>	<b>0</b>	<b>0</b>	<b>0</b>	<b>0</b>	<b>0</b>	<b>0</b>

Licensee Comments: none

### RETS/ODCM Radiological Effluent



Thresholds: White > 1.0 Yellow > 3.0

#### Notes

RETS/ODCM Radiological Effluent	1Q/03	2Q/03	3Q/03	4Q/03	1Q/04	2Q/04	3Q/04	4Q/04
RETS/ODCM occurrences	0	0	0	0	0	0	0	0
Indicator value	0	0	0	0	0	0	0	0

Licensee Comments: none

[Physical Protection](#) information not publicly available.

▲ [Action Matrix Summary](#) | [Inspection Findings Summary](#) | [PI Summary](#) | [Reactor Oversight Process](#)

Last Modified: March 9, 2005