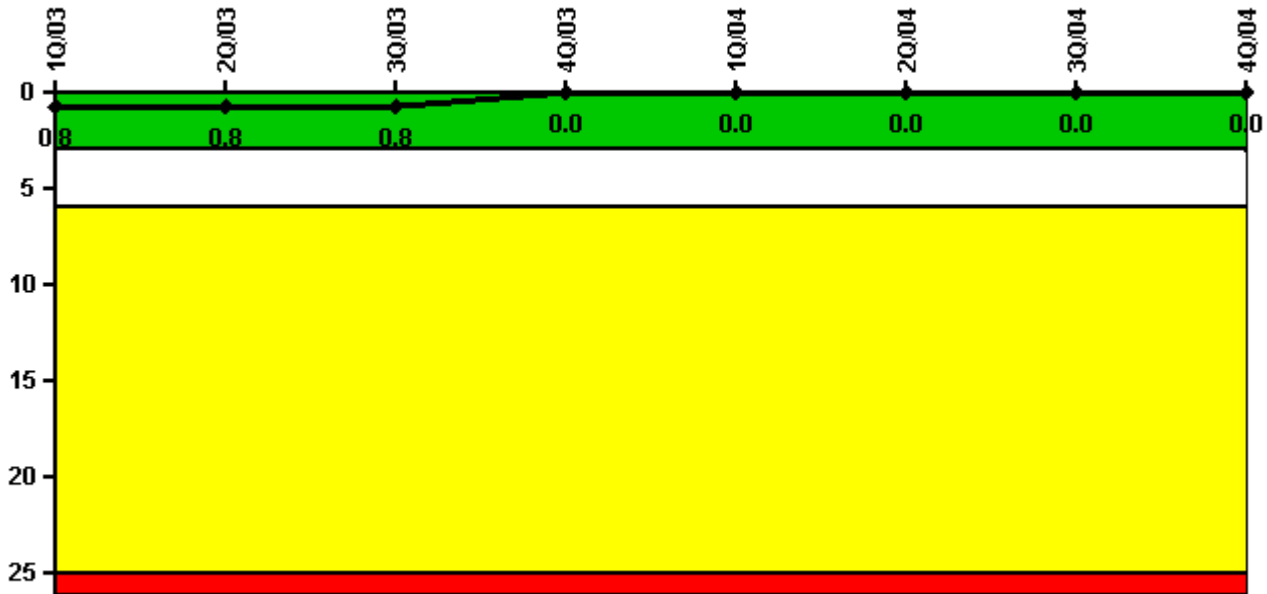


Prairie Island 1

4Q/2004 Performance Indicators

Licensee's General Comments: none

Unplanned Scrams per 7000 Critical Hrs



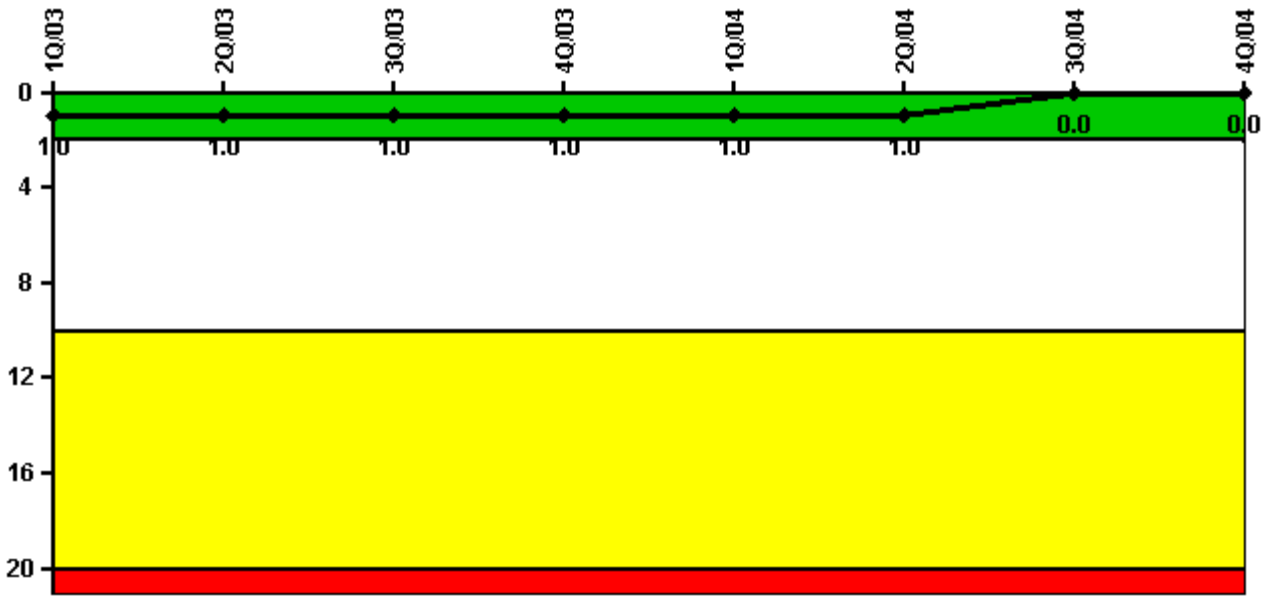
Thresholds: White > 3.0 Yellow > 6.0 Red > 25.0

Notes

Unplanned Scrams per 7000 Critical Hrs	1Q/03	2Q/03	3Q/03	4Q/03	1Q/04	2Q/04	3Q/04	4Q/04
Unplanned scrams	0	0	0	0	0	0	0	0
Critical hours	2160.0	2183.0	2208.0	2209.0	2184.0	2183.0	1724.7	948.0
Indicator value	0.8	0.8	0.8	0	0	0	0	0

Licensee Comments: none

Scrams with Loss of Normal Heat Removal



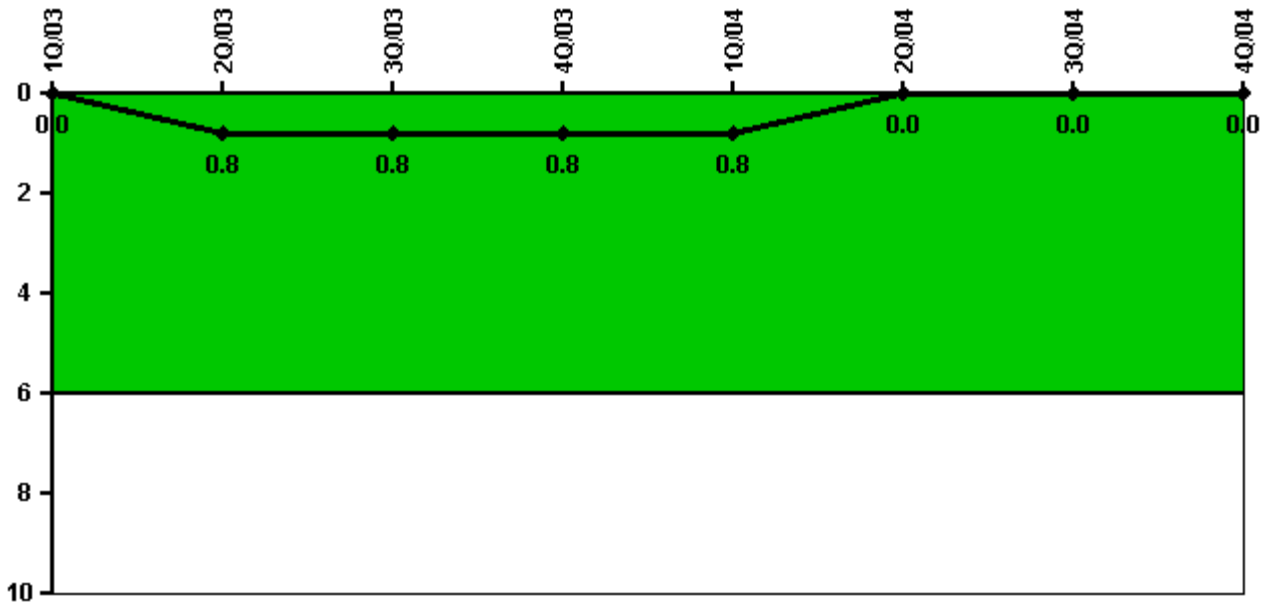
Thresholds: White > 2.0 Yellow > 10.0 Red > 20.0

Notes

Scrams with Loss of Normal Heat Removal	1Q/03	2Q/03	3Q/03	4Q/03	1Q/04	2Q/04	3Q/04	4Q/04
Scrams	0	0	0	0	0	0	0	0
Indicator value	1.0	1.0	1.0	1.0	1.0	1.0	0	0

Licensee Comments: none

Unplanned Power Changes per 7000 Critical Hrs



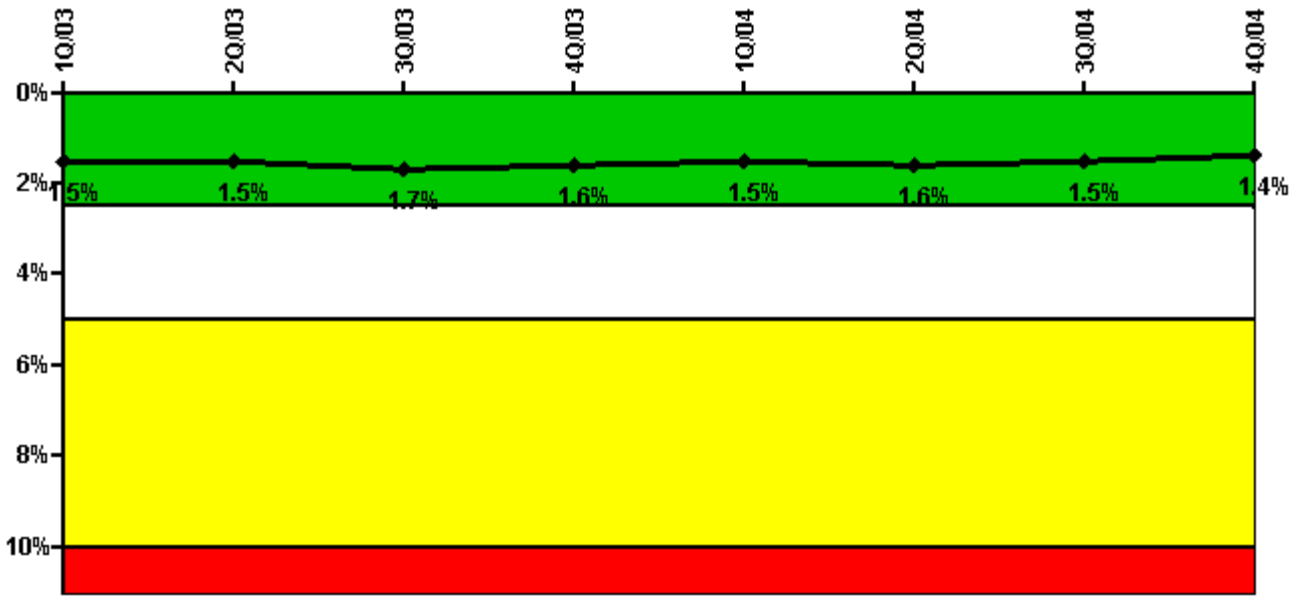
Thresholds: White > 6.0

Notes

Unplanned Power Changes per 7000 Critical Hrs	1Q/03	2Q/03	3Q/03	4Q/03	1Q/04	2Q/04	3Q/04	4Q/04
Unplanned power changes	0	1.0	0	0	0	0	0	0
Critical hours	2160.0	2183.0	2208.0	2209.0	2184.0	2183.0	1724.7	948.0
Indicator value	0	0.8	0.8	0.8	0.8	0	0	0

Licensee Comments: none

Safety System Unavailability, Emergency AC Power



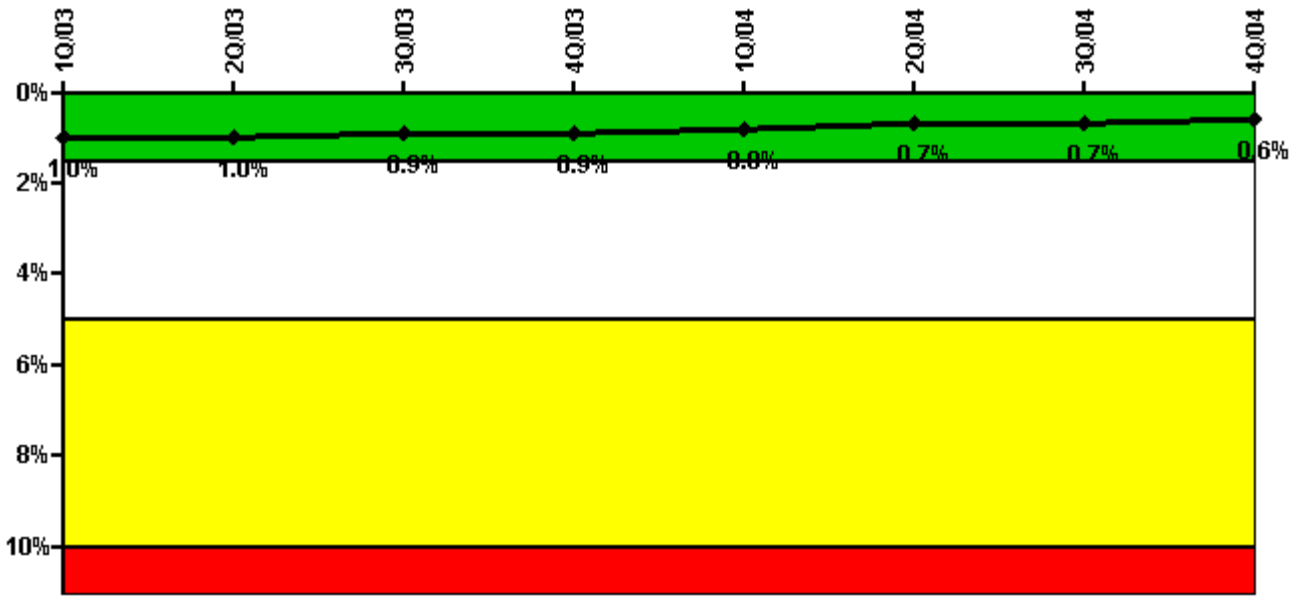
Thresholds: White > 2.5% Yellow > 5.0% Red > 10.0%

Notes

Safety System Unavailability, Emergency AC Power	1Q/03	2Q/03	3Q/03	4Q/03	1Q/04	2Q/04	3Q/04	4Q/04
Train 1								
Planned unavailable hours	13.76	10.30	40.82	12.99	42.12	15.95	16.27	8.59
Unplanned unavailable hours	0	0	0	0	0	0	0	0
Fault exposure hours	0	0	0	0	0	0	0	0
Effective Reset hours	0	0	0	0	0	0	0	0
Required hours	2160.00	2183.00	2208.00	2209.00	2184.00	2183.00	1890.12	1561.18
Train 2								
Planned unavailable hours	12.47	21.34	9.48	28.05	6.60	43.03	13.79	3.25
Unplanned unavailable hours	0	2.87	71.33	0	21.92	7.62	0	0
Fault exposure hours	0	0	0	0	0	0	0	0
Effective Reset hours	0	0	0	0	0	0	0	0
Required hours	2160.00	2183.00	2208.00	2209.00	2184.00	2183.00	1890.12	1561.18
Indicator value	1.5%	1.5%	1.7%	1.6%	1.5%	1.6%	1.5%	1.4%

Licensee Comments: none

Safety System Unavailability, High Pressure Injection System (HPSI)



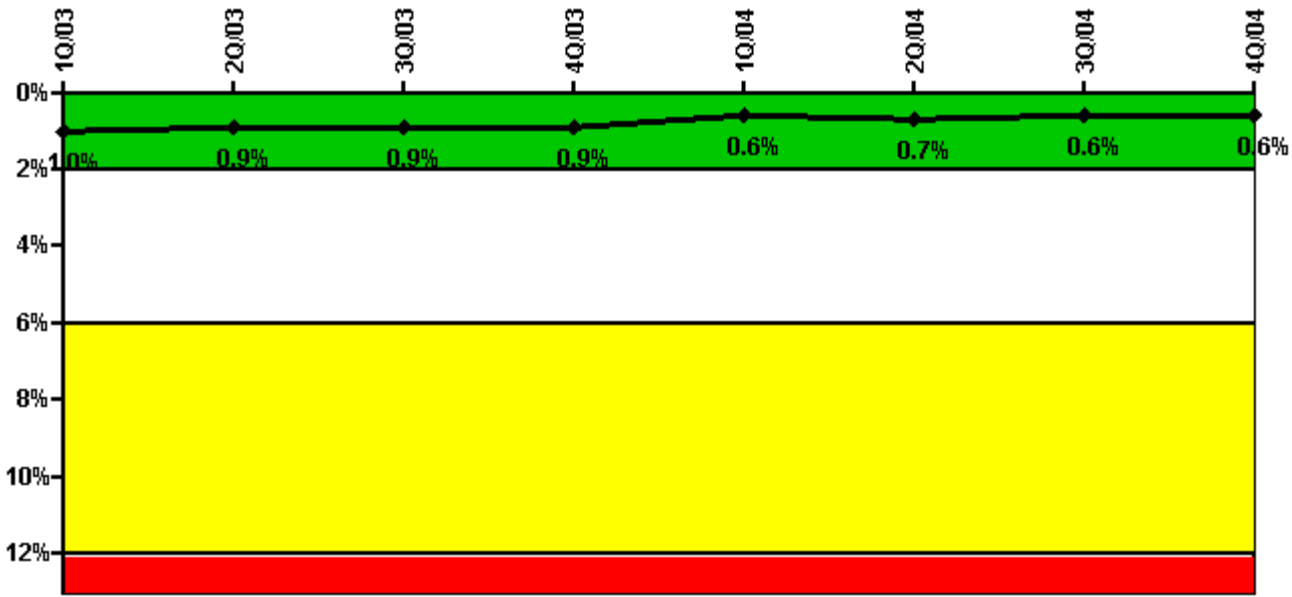
Thresholds: White > 1.5% Yellow > 5.0% Red > 10.0%

Notes

Safety System Unavailability, High Pressure Injection System (HPSI)	1Q/03	2Q/03	3Q/03	4Q/03	1Q/04	2Q/04	3Q/04	4Q/04
Train 1								
Planned unavailable hours	0.80	7.33	9.23	0	41.39	5.75	15.90	0.27
Unplanned unavailable hours	0	0	0	0	0	0	0	0
Fault exposure hours	0	0	0	0	0	0	0	0
Effective Reset hours	0	0	0	0	0	0	0	0
Required hours	2160.00	2183.00	2208.00	2209.00	2184.00	2183.00	1742.50	1053.80
Train 2								
Planned unavailable hours	12.83	8.57	0	16.32	0	8.72	25.55	0
Unplanned unavailable hours	0	0	0	8.18	0	0	0	0
Fault exposure hours	0	0	0	0	0	0	0	0
Effective Reset hours	0	0	0	0	0	0	0	0
Required hours	2160.00	2183.00	2208.00	2209.00	2184.00	2183.00	1731.53	1053.80
Indicator value	1.0%	1.0%	0.9%	0.9%	0.8%	0.7%	0.7%	0.6%

Licensee Comments: none

Safety System Unavailability, Heat Removal System (AFW)



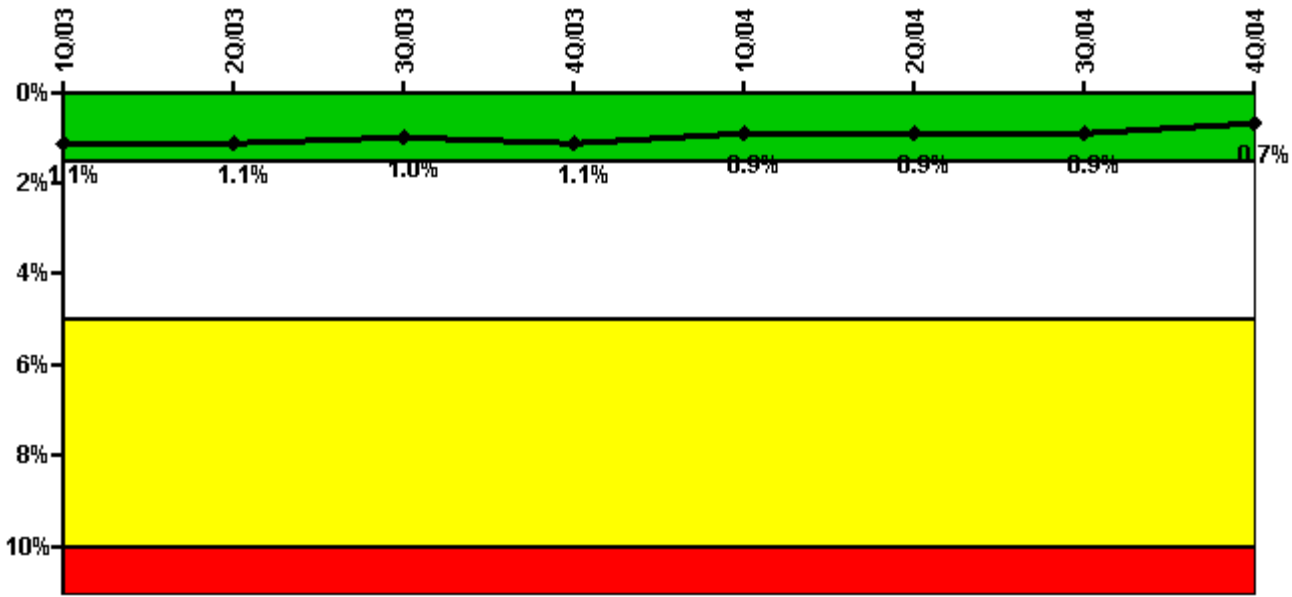
Thresholds: White > 2.0% Yellow > 6.0% Red > 12.0%

Notes

Safety System Unavailability, Heat Removal System (AFW)	1Q/03	2Q/03	3Q/03	4Q/03	1Q/04	2Q/04	3Q/04	4Q/04
Train 1								
Planned unavailable hours	3.59	6.55	4.67	4.11	13.75	26.69	4.47	3.38
Unplanned unavailable hours	0	0	0	0	0	0	0	44.55
Fault exposure hours	0	0	0	0	0	0	0	0
Effective Reset hours	0	0	0	0	0	0	0	0
Required hours	2160.00	2183.00	2208.00	2209.00	2184.00	2183.00	1731.53	1013.60
Train 2								
Planned unavailable hours	0.82	4.98	4.10	27.42	5.18	6.88	8.92	2.53
Unplanned unavailable hours	0	0	0	0	0	0	0	0
Fault exposure hours	0	0	0	0	0	0	0	0
Effective Reset hours	0	0	0	0	0	0	0	0
Required hours	2160.00	2183.00	2208.00	2209.00	2184.00	2183.00	1742.50	1053.80
Indicator value	1.0%	0.9%	0.9%	0.9%	0.6%	0.7%	0.6%	0.6%

Licensee Comments: none

Safety System Unavailability, Residual Heat Removal System



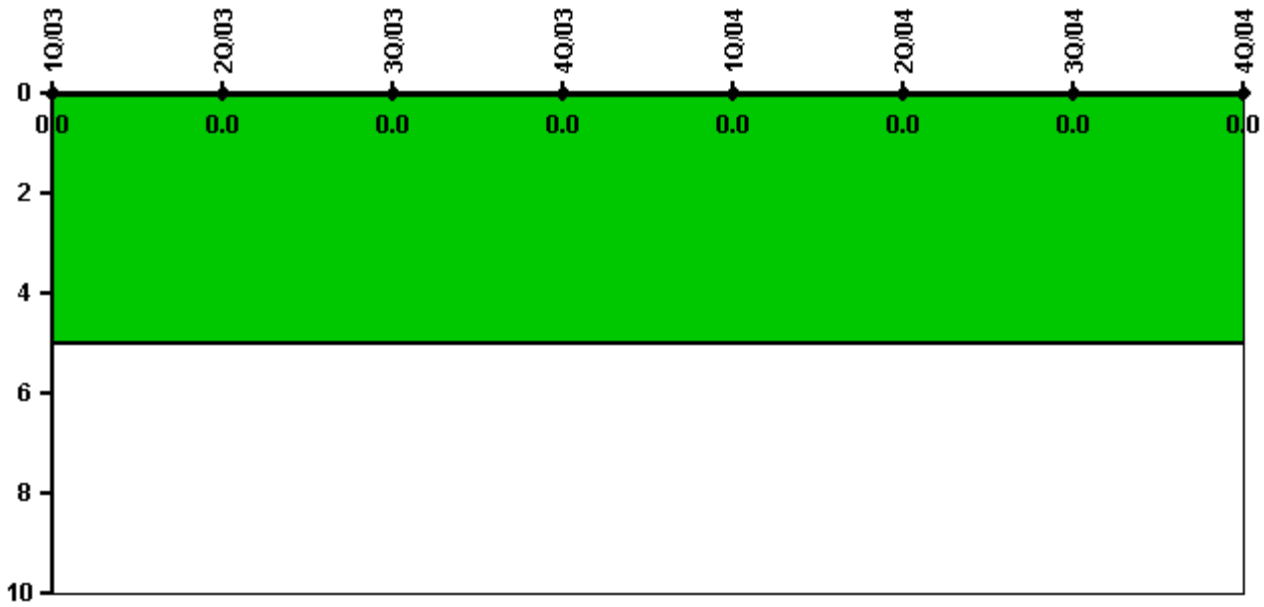
Thresholds: White > 1.5% Yellow > 5.0% Red > 10.0%

Notes

Safety System Unavailability, Residual Heat Removal System	1Q/03	2Q/03	3Q/03	4Q/03	1Q/04	2Q/04	3Q/04	4Q/04
Train 1								
Planned unavailable hours	0.53	8.98	14.85	3.61	42.39	7.55	17.05	8.04
Unplanned unavailable hours	0	0	0	0	0	0	0	0
Fault exposure hours	0	0	0	0	0	0	0	0
Effective Reset hours	0	0	0	0	0	0	0	0
Required hours	2160.00	2183.00	2208.00	2209.00	2184.00	2183.00	1890.12	1561.18
Train 2								
Planned unavailable hours	12.83	23.02	1.03	22.75	5.85	10.07	27.37	4.27
Unplanned unavailable hours	8.25	0	0	8.18	0	0	0	0
Fault exposure hours	0	0	0	0	0	0	0	0
Effective Reset hours	0	0	0	0	0	0	0	0
Required hours	2160.00	2183.00	2208.00	2209.00	2184.00	2183.00	1890.12	1509.52
Indicator value	1.1%	1.1%	1.0%	1.1%	0.9%	0.9%	0.9%	0.7%

Licensee Comments: none

Safety System Functional Failures (PWR)



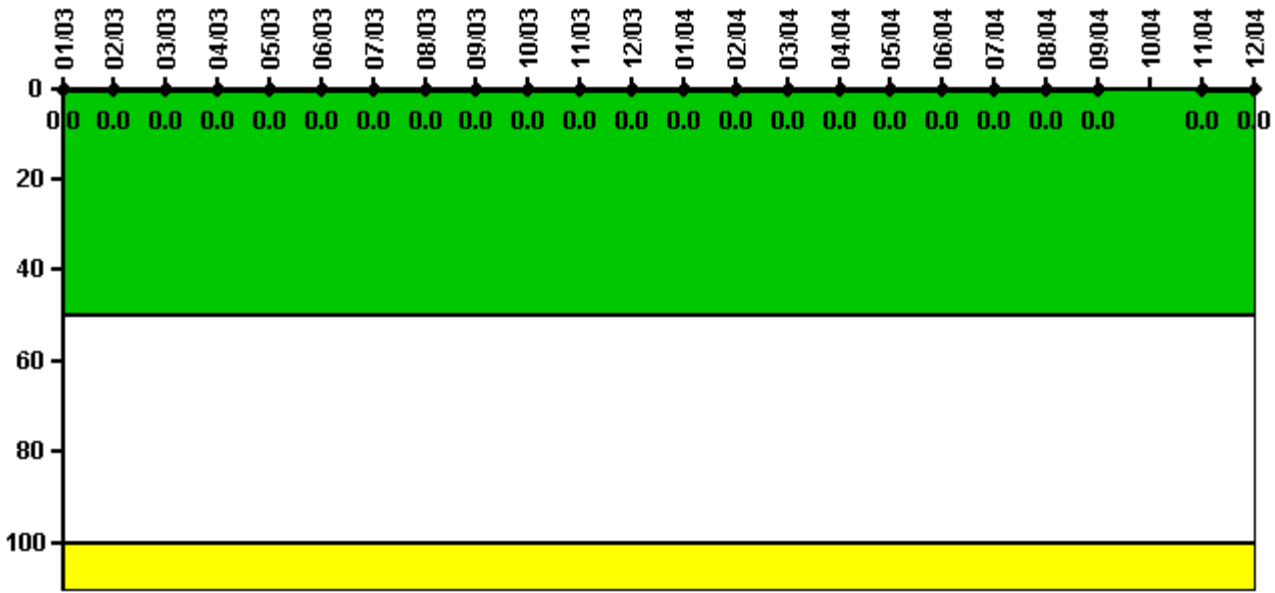
Thresholds: White > 5.0

Notes

Safety System Functional Failures (PWR)	1Q/03	2Q/03	3Q/03	4Q/03	1Q/04	2Q/04	3Q/04	4Q/04
Safety System Functional Failures	0	0	0	0	0	0	0	0
Indicator value	0	0	0	0	0	0	0	0

Licensee Comments: none

Reactor Coolant System Activity



Thresholds: White > 50.0 Yellow > 100.0

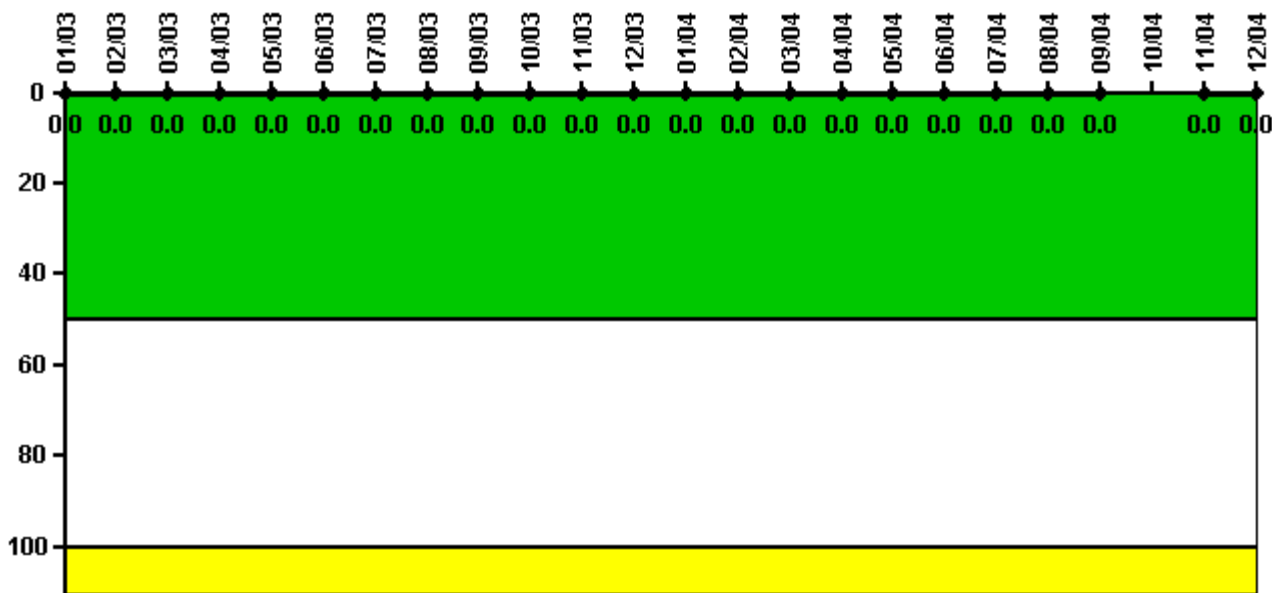
Notes

Reactor Coolant System Activity	1/03	2/03	3/03	4/03	5/03	6/03	7/03	8/03	9/03	10/03	11/03	12/03
Maximum activity	0.000300	0.000210	0.000220	0.000230	0.000310	0.000260	0.000340	0.000260	0.000280	0.000260	0.000490	0.000290
Technical specification limit	1.0	1.0	1.0	1.0	1.0	1.0	1.0	1.0	1.0	1.0	1.0	1.0
Indicator value	0	0	0	0	0	0	0	0	0	0	0	0

Reactor Coolant System Activity	1/04	2/04	3/04	4/04	5/04	6/04	7/04	8/04	9/04	10/04	11/04	12/04
Maximum activity	0.000320	0.000310	0.000330	0.000340	0.000340	0.000350	0.000360	0.000370	0.000250	N/A	0.000066	0.000150
Technical specification limit	1.0	1.0	1.0	1.0	1.0	1.0	1.0	1.0	1.0	1.0	1.0	1.0
Indicator value	0	0	0	0	0	0	0	0	0	N/A	0	0

Licensee Comments: none

Reactor Coolant System Leakage



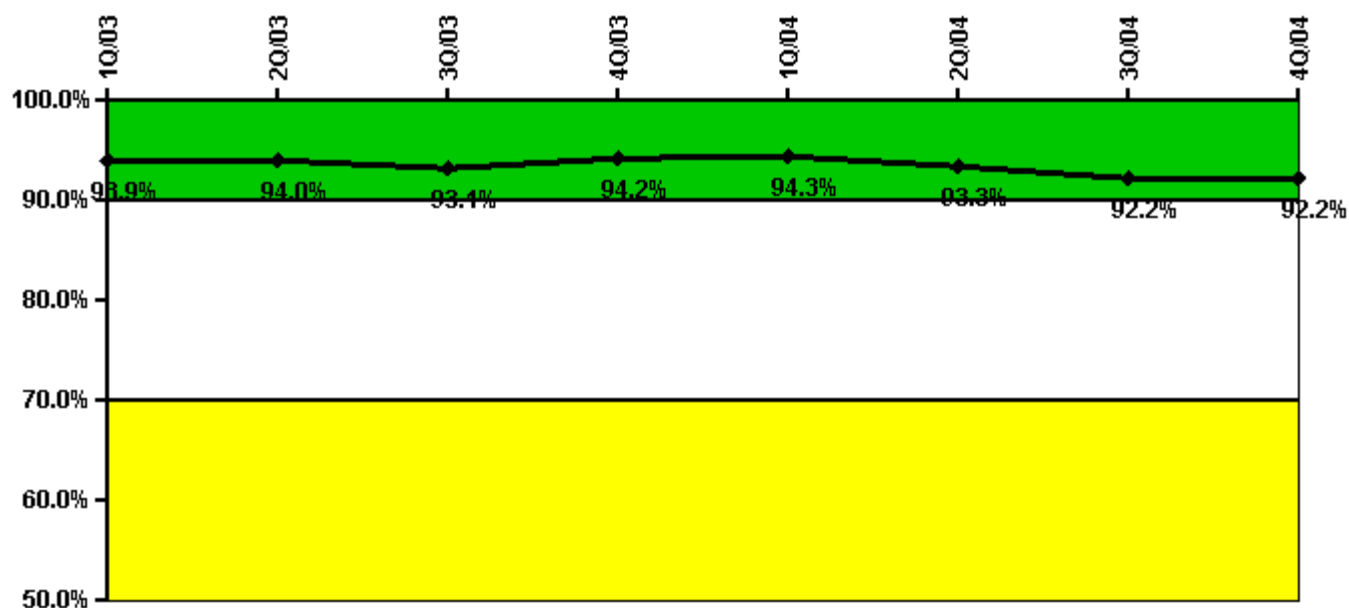
Thresholds: White > 50.0 Yellow > 100.0

Notes

Reactor Coolant System Leakage	1/03	2/03	3/03	4/03	5/03	6/03	7/03	8/03	9/03	10/03	11/03	12/03
Maximum leakage	0	0	0	0	0	0	0	0	0	0	0	0
Technical specification limit	10.0	10.0	10.0	10.0	10.0	10.0	10.0	10.0	10.0	10.0	10.0	10.0
Indicator value	0	0	0	0	0	0	0	0	0	0	0	0
Reactor Coolant System Leakage	1/04	2/04	3/04	4/04	5/04	6/04	7/04	8/04	9/04	10/04	11/04	12/04
Maximum leakage	0	0	0	0	0	0	0	0	0	N/A	0	0
Technical specification limit	10.0	10.0	10.0	10.0	10.0	10.0	10.0	10.0	10.0	10.0	10.0	10.0
Indicator value	0	0	0	0	0	0	0	0	0	N/A	0	0

Licensee Comments: none

Drill/Exercise Performance



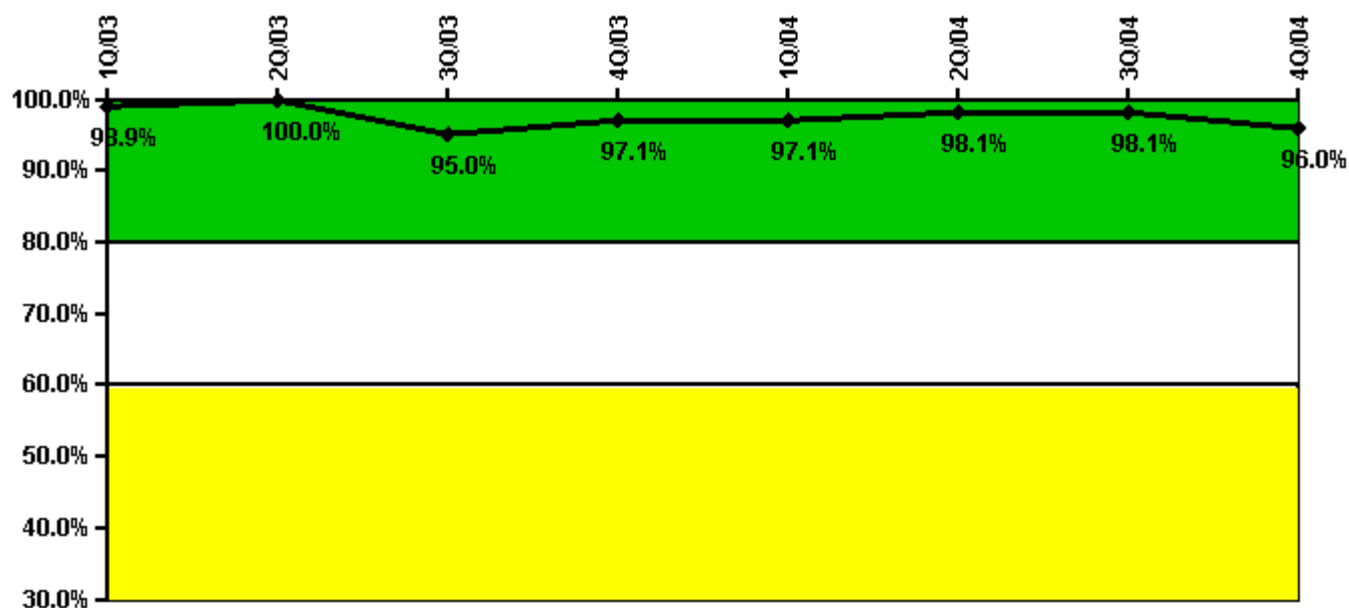
Thresholds: White < 90.0% Yellow < 70.0%

Notes

Drill/Exercise Performance	1Q/03	2Q/03	3Q/03	4Q/03	1Q/04	2Q/04	3Q/04	4Q/04
Successful opportunities	28.0	26.0	24.0	27.0	18.0	27.0	30.0	10.0
Total opportunities	29.0	27.0	27.0	29.0	19.0	33.0	32.0	10.0
Indicator value	93.9%	94.0%	93.1%	94.2%	94.3%	93.3%	92.2%	92.2%

Licensee Comments: none

ERO Drill Participation



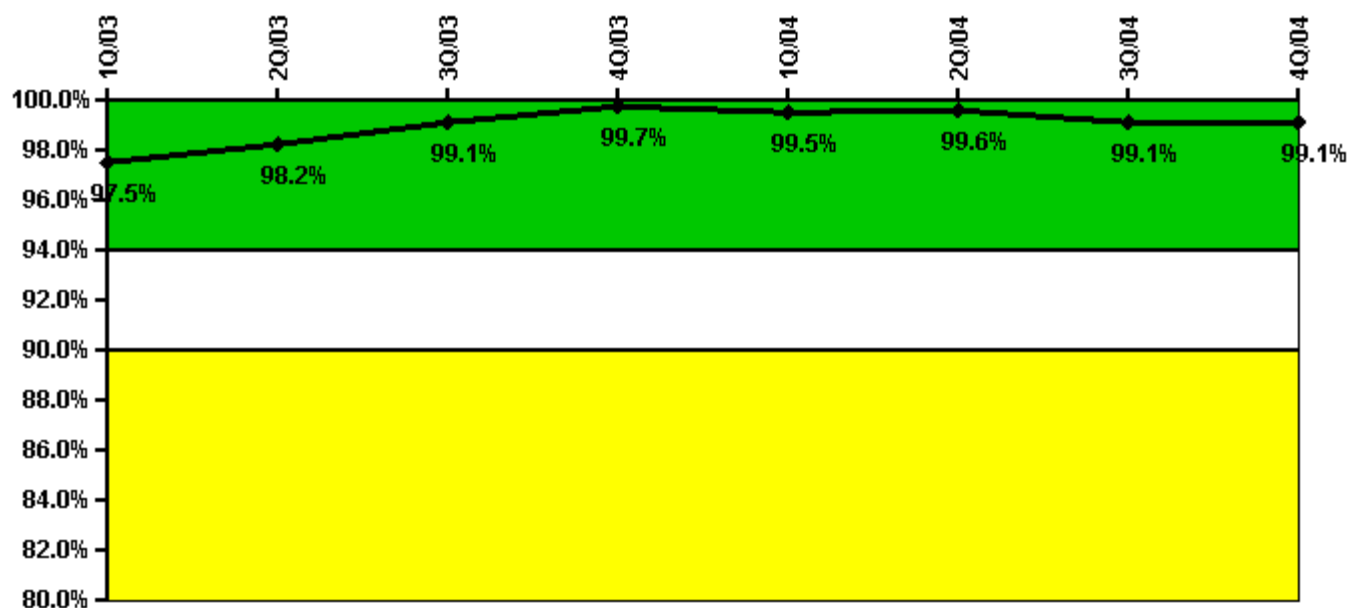
Thresholds: White < 80.0% Yellow < 60.0%

Notes

ERO Drill Participation	1Q/03	2Q/03	3Q/03	4Q/03	1Q/04	2Q/04	3Q/04	4Q/04
Participating Key personnel	94.0	98.0	95.0	102.0	101.0	101.0	101.0	96.0
Total Key personnel	95.0	98.0	100.0	105.0	104.0	103.0	103.0	100.0
Indicator value	98.9%	100.0%	95.0%	97.1%	97.1%	98.1%	98.1%	96.0%

Licensee Comments: none

Alert & Notification System



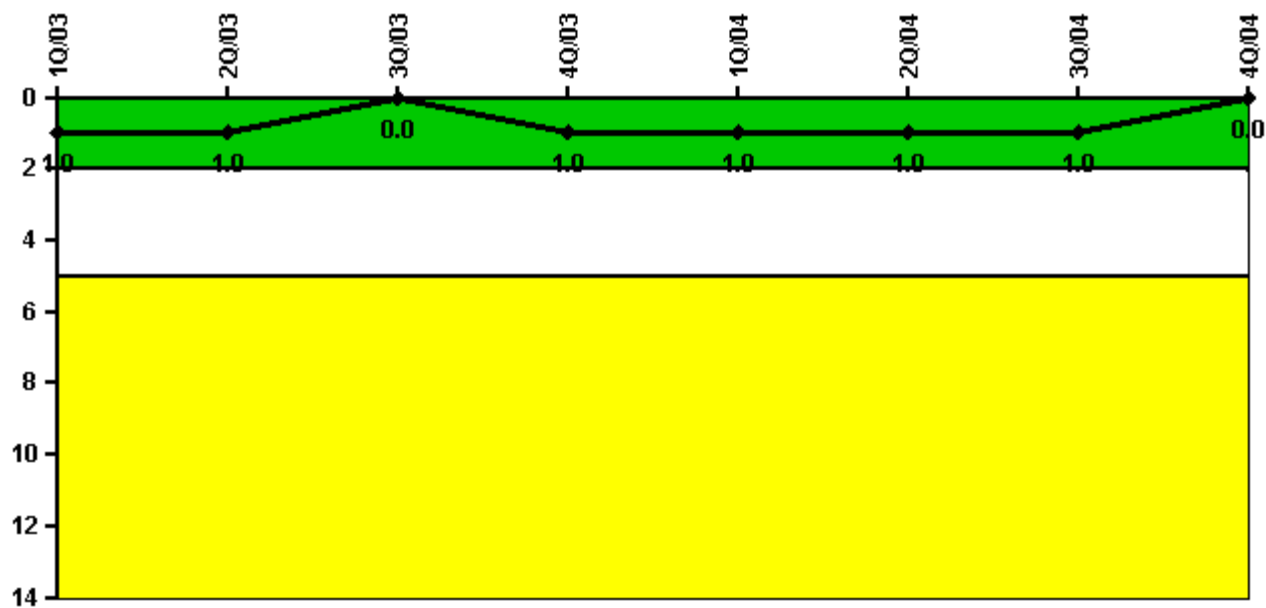
Thresholds: White < 94.0% Yellow < 90.0%

Notes

Alert & Notification System	1Q/03	2Q/03	3Q/03	4Q/03	1Q/04	2Q/04	3Q/04	4Q/04
Successful siren-tests	314	312	315	1152	1354	1363	1332	1361
Total sirens-tests	315	315	315	1155	1365	1365	1365	1365
Indicator value	97.5%	98.2%	99.1%	99.7%	99.5%	99.6%	99.1%	99.1%

Licensee Comments: none

Occupational Exposure Control Effectiveness



Thresholds: White > 2.0 Yellow > 5.0

Notes

Occupational Exposure Control Effectiveness	1Q/03	2Q/03	3Q/03	4Q/03	1Q/04	2Q/04	3Q/04	4Q/04
High radiation area occurrences	0	0	0	1	0	0	0	0
Very high radiation area occurrences	0	0	0	0	0	0	0	0
Unintended exposure occurrences	0	0	0	0	0	0	0	0
Indicator value	1	1	0	1	1	1	1	0

Licensee Comments: none

RETS/ODCM Radiological Effluent



Thresholds: White > 1.0 Yellow > 3.0

Notes

RETS/ODCM Radiological Effluent	1Q/03	2Q/03	3Q/03	4Q/03	1Q/04	2Q/04	3Q/04	4Q/04
RETS/ODCM occurrences	0	0	0	0	0	0	0	0
Indicator value	0	0	0	0	0	0	0	0

Licensee Comments: none

[Physical Protection](#) information not publicly available.

▲ [Action Matrix Summary](#) | [Inspection Findings Summary](#) | [PI Summary](#) | [Reactor Oversight Process](#)

Last Modified: March 9, 2005