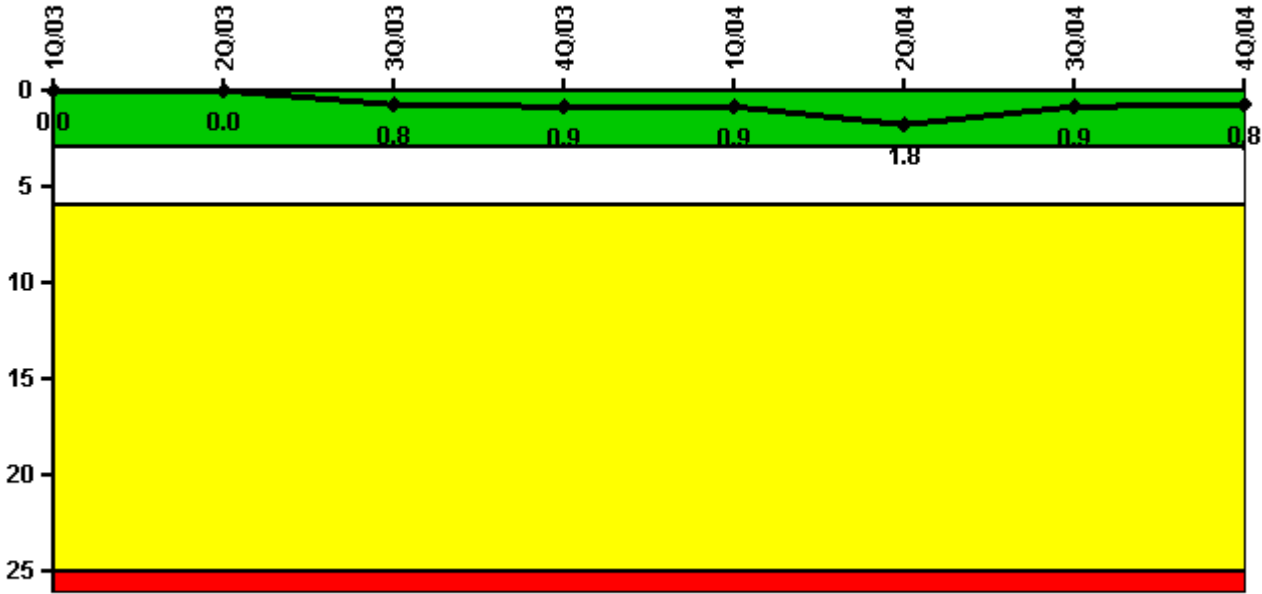


Point Beach 2

4Q/2004 Performance Indicators

Licensee's General Comments: none

Unplanned Scrams per 7000 Critical Hrs



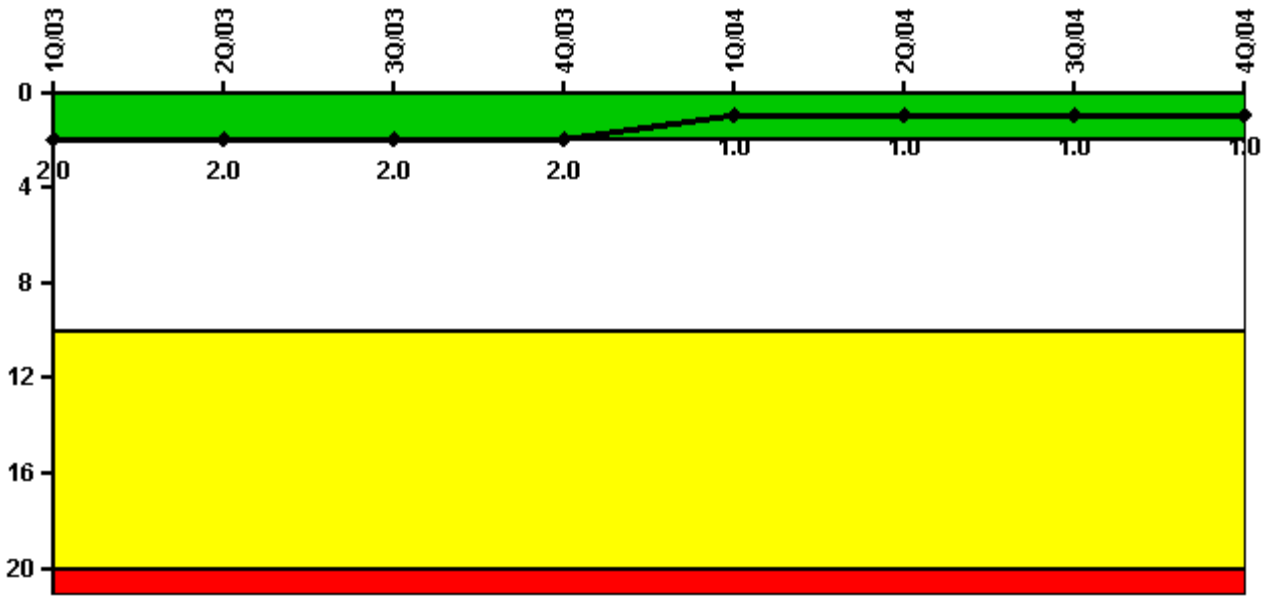
Thresholds: White > 3.0 Yellow > 6.0 Red > 25.0

Notes

Unplanned Scrams per 7000 Critical Hrs	1Q/03	2Q/03	3Q/03	4Q/03	1Q/04	2Q/04	3Q/04	4Q/04
Unplanned scrams	0	0	1.0	0	0	1.0	0	0
Critical hours	2160.0	2136.0	2150.6	1146.9	2184.0	2108.1	2208.0	2110.5
Indicator value	0	0	0.8	0.9	0.9	1.8	0.9	0.8

Licensee Comments: none

Scrams with Loss of Normal Heat Removal



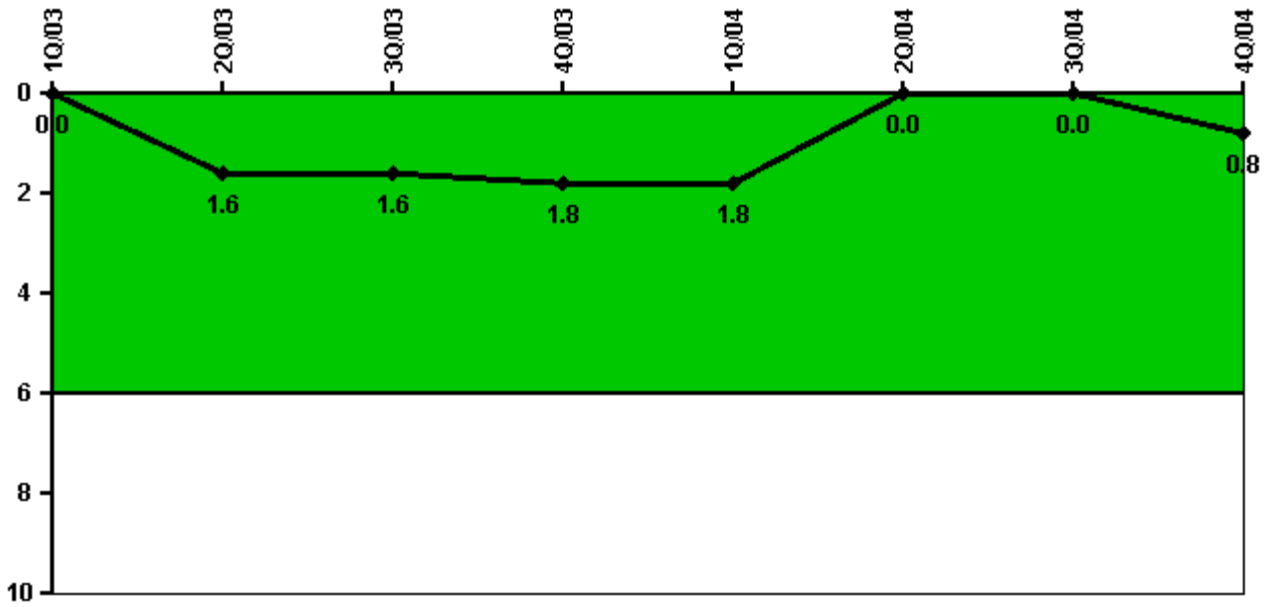
Thresholds: White > 2.0 Yellow > 10.0 Red > 20.0

Notes

Scrams with Loss of Normal Heat Removal	1Q/03	2Q/03	3Q/03	4Q/03	1Q/04	2Q/04	3Q/04	4Q/04
Scrams	0	0	0	0	0	1.0	0	0
Indicator value	2.0	2.0	2.0	2.0	1.0	1.0	1.0	1.0

Licensee Comments: none

Unplanned Power Changes per 7000 Critical Hrs



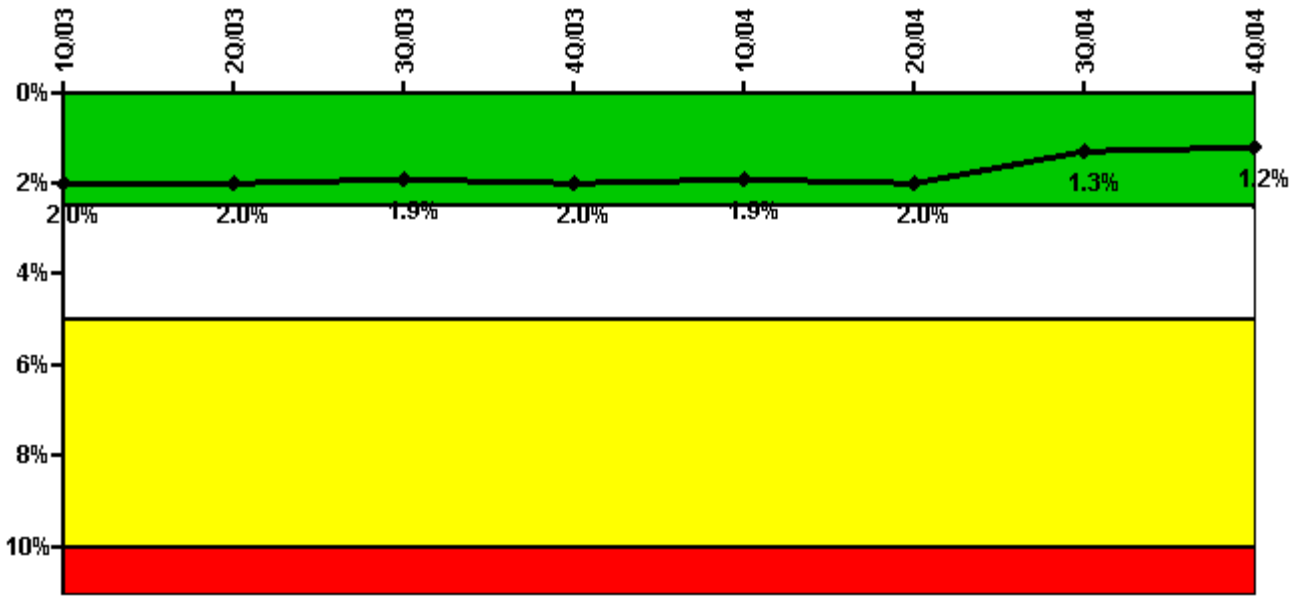
Thresholds: White > 6.0

Notes

Unplanned Power Changes per 7000 Critical Hrs	1Q/03	2Q/03	3Q/03	4Q/03	1Q/04	2Q/04	3Q/04	4Q/04
Unplanned power changes	0	2.0	0	0	0	0	0	1.0
Critical hours	2160.0	2136.0	2150.6	1146.9	2184.0	2108.1	2208.0	2110.5
Indicator value	0	1.6	1.6	1.8	1.8	0	0	0.8

Licensee Comments: none

Safety System Unavailability, Emergency AC Power



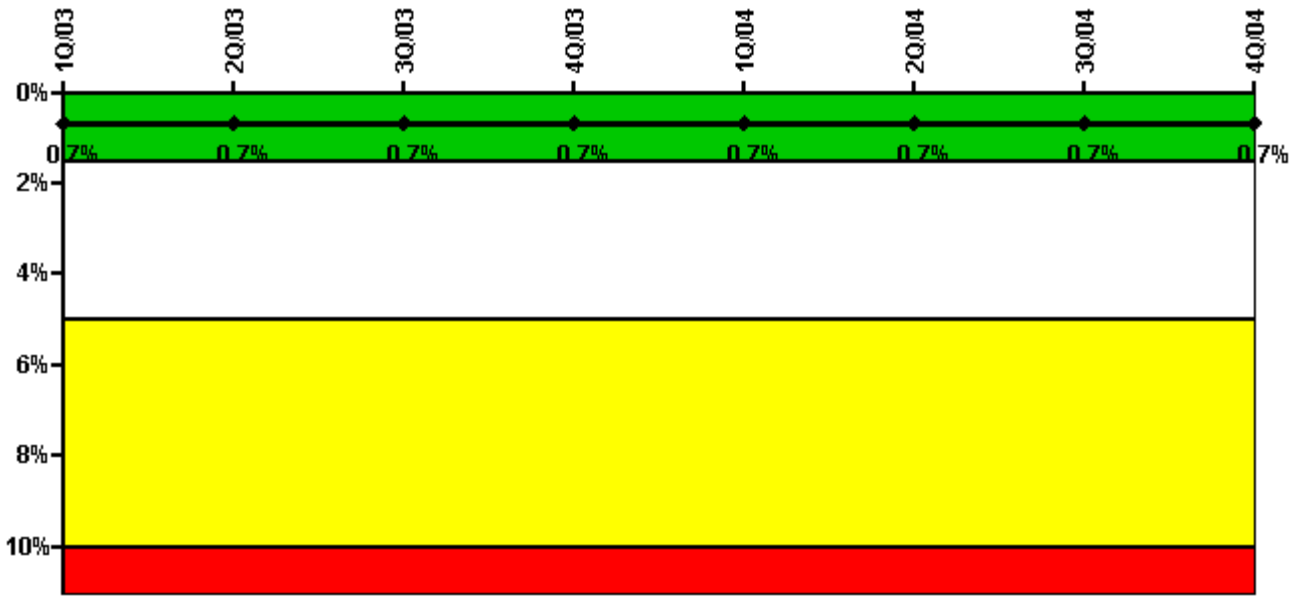
Thresholds: White > 2.5% Yellow > 5.0% Red > 10.0%

Notes

Safety System Unavailability, Emergency AC Power	1Q/03	2Q/03	3Q/03	4Q/03	1Q/04	2Q/04	3Q/04	4Q/04
Train 1								
Planned unavailable hours	15.10	16.82	12.37	60.80	17.43	32.61	14.20	13.80
Unplanned unavailable hours	0.77	0	12.75	0	0	1.72	0	0
Fault exposure hours	0	0	0	0	0	0	0	0
Effective Reset hours	0	0	0	0	0	0	0	0
Required hours	2160.00	2183.00	2208.00	2209.00	2184.00	2183.00	2208.00	2209.00
Train 2								
Planned unavailable hours	10.59	9.03	22.97	18.17	10.00	33.52	22.24	11.03
Unplanned unavailable hours	0	0	1.48	0	0	0.52	0	1.67
Fault exposure hours	0	0	0	0	0	0	0	0
Effective Reset hours	0	0	0	0	0	0	0	0
Required hours	2160.00	2183.00	2208.00	2209.00	2184.00	2183.00	2208.00	2209.00
Indicator value	2.0%	2.0%	1.9%	2.0%	1.9%	2.0%	1.3%	1.2%

Licensee Comments: none

Safety System Unavailability, High Pressure Injection System (HPSI)



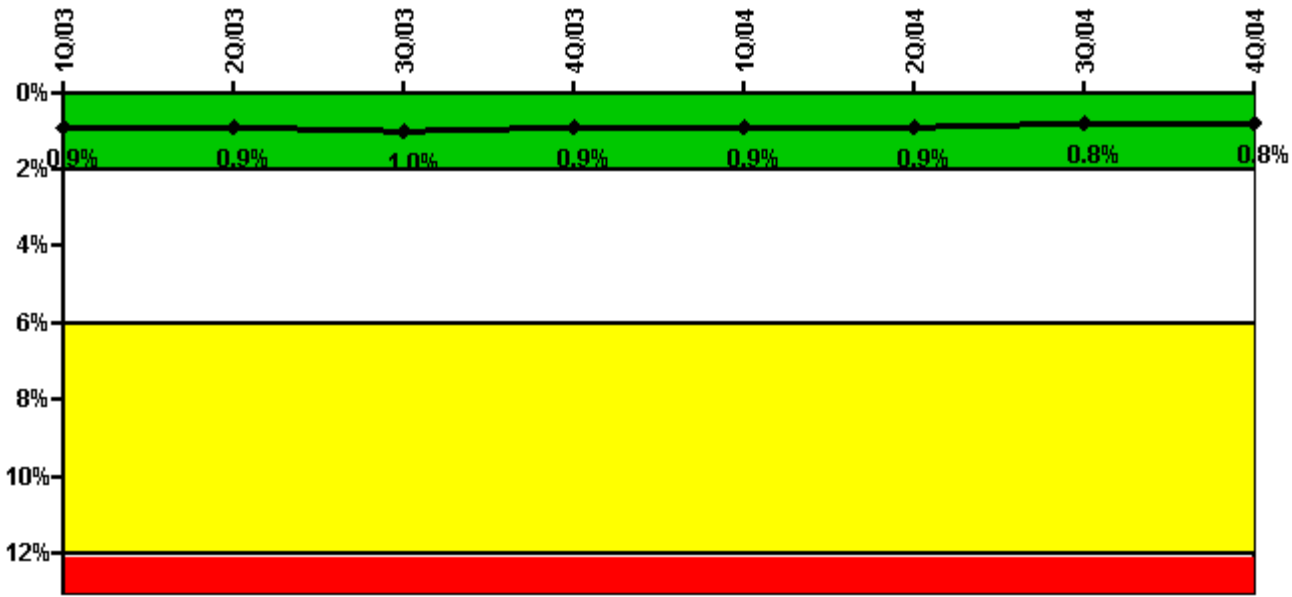
Thresholds: White > 1.5% Yellow > 5.0% Red > 10.0%

Notes

Safety System Unavailability, High Pressure Injection System (HPSI)	1Q/03	2Q/03	3Q/03	4Q/03	1Q/04	2Q/04	3Q/04	4Q/04
Train 1								
Planned unavailable hours	16.56	2.57	16.93	0.77	1.68	3.20	0.62	16.72
Unplanned unavailable hours	0	0	0	0	0	0	0	0
Fault exposure hours	0	0	0	0	0	0	0	0
Effective Reset hours	0	0	0	0	0	0	0	0
Required hours	2160.00	2183.00	2208.00	1348.71	2184.00	2183.00	2208.00	2176.47
Train 2								
Planned unavailable hours	4.94	10.52	15.98	4.13	0.75	8.44	1.60	11.55
Unplanned unavailable hours	0	0	0	0	0	0	0	0
Fault exposure hours	0	0	0	0	0	0	0	0
Effective Reset hours	0	0	0	0	0	0	0	0
Required hours	2160.00	2183.00	2208.00	1348.71	2184.00	2183.00	2208.00	2176.47
Indicator value	0.7%	0.7%	0.7%	0.7%	0.7%	0.7%	0.7%	0.7%

Licensee Comments: none

Safety System Unavailability, Heat Removal System (AFW)



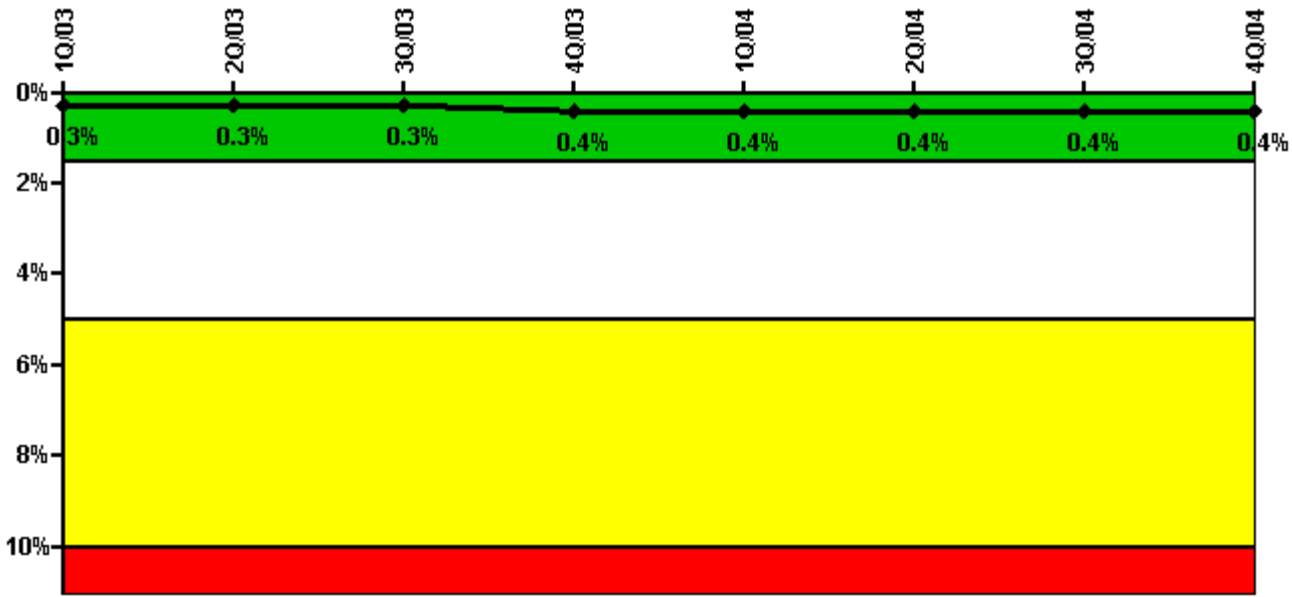
Thresholds: White > 2.0% Yellow > 6.0% Red > 12.0%

Notes

Safety System Unavailability, Heat Removal System (AFW)	1Q/03	2Q/03	3Q/03	4Q/03	1Q/04	2Q/04	3Q/04	4Q/04
Train 1								
Planned unavailable hours	30.77	3.37	63.48	13.68	2.02	10.62	4.11	3.45
Unplanned unavailable hours	0.20	0	9.95	0	0	26.62	0.07	0
Fault exposure hours	0	0	0	0	0	0	0	0
Effective Reset hours	0	0	0	0	0	0	0	0
Required hours	2160.00	2183.00	2208.00	1321.68	2184.00	2183.00	2208.00	2144.40
Train 2								
Planned unavailable hours	29.96	7.04	14.60	1.98	2.58	49.06	7.12	4.30
Unplanned unavailable hours	0	0	0	0	0	0	0	0
Fault exposure hours	0	0	0	0	0	0	0	0
Effective Reset hours	0	0	0	0	0	0	0	0
Required hours	2160.00	2183.00	2208.00	1321.68	2184.00	2183.00	2208.00	2144.40
Train 3								
Planned unavailable hours	22.19	5.34	21.59	1.92	11.53	38.97	2.55	2.38
Unplanned unavailable hours	0	0	0	0	0	0	0.97	0
Fault exposure hours	0	0	0	0	0	0	0	0
Effective Reset hours	0	0	0	0	0	0	0	0
Required hours	2160.00	2183.00	2208.00	1321.68	2184.00	2183.00	2208.00	2152.05
Indicator value	0.9%	0.9%	1.0%	0.9%	0.9%	0.9%	0.8%	0.8%

Licensee Comments: none

Safety System Unavailability, Residual Heat Removal System



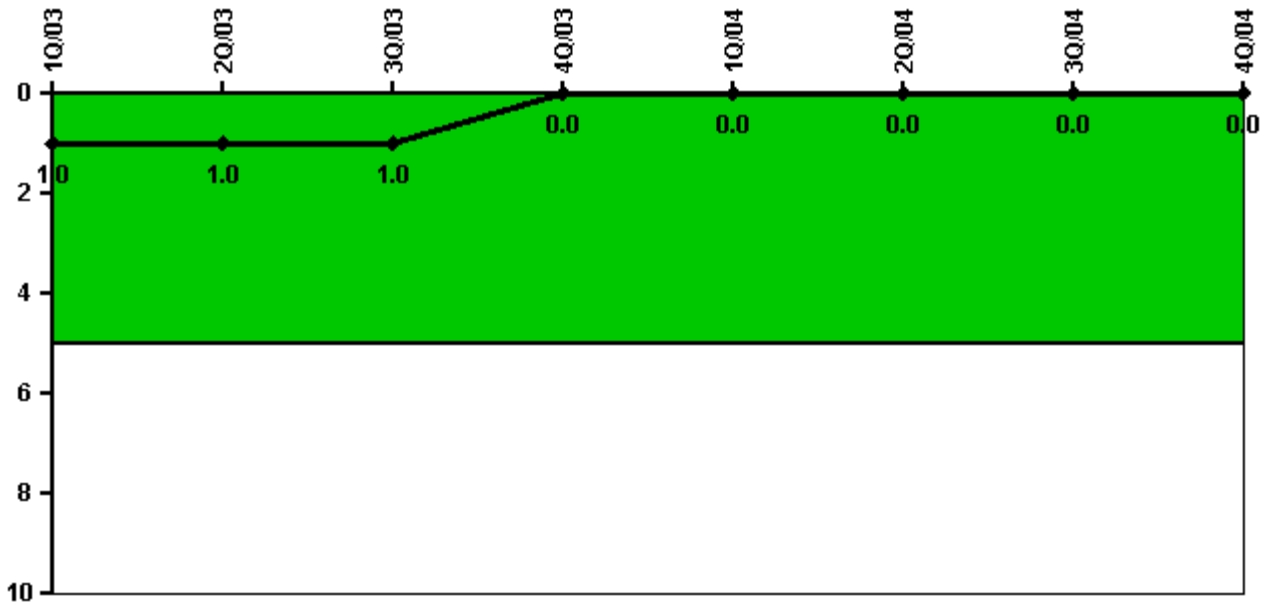
Thresholds: White > 1.5% Yellow > 5.0% Red > 10.0%

Notes

Safety System Unavailability, Residual Heat Removal System	1Q/03	2Q/03	3Q/03	4Q/03	1Q/04	2Q/04	3Q/04	4Q/04
Train 1								
Planned unavailable hours	13.49	1.03	8.25	5.18	13.22	3.41	10.36	3.66
Unplanned unavailable hours	0	0	29.31	11.35	0	0	0	0
Fault exposure hours	0	0	0	0	0	0	0	0
Effective Reset hours	0	0	0	0	0	0	0	0
Required hours	2160.00	2183.00	2208.00	2115.64	2184.00	2183.00	2208.00	2199.42
Train 2								
Planned unavailable hours	8.07	0.45	1.65	8.41	7.71	4.39	12.55	2.77
Unplanned unavailable hours	0	0	0	0	0	0	0	0
Fault exposure hours	0	0	0	0	0	0	0	0
Effective Reset hours	0	0	0	0	0	0	0	0
Required hours	2160.00	2183.00	2208.00	2115.54	2184.00	2183.00	2208.00	2207.07
Indicator value	0.3%	0.3%	0.3%	0.4%	0.4%	0.4%	0.4%	0.4%

Licensee Comments: none

Safety System Functional Failures (PWR)



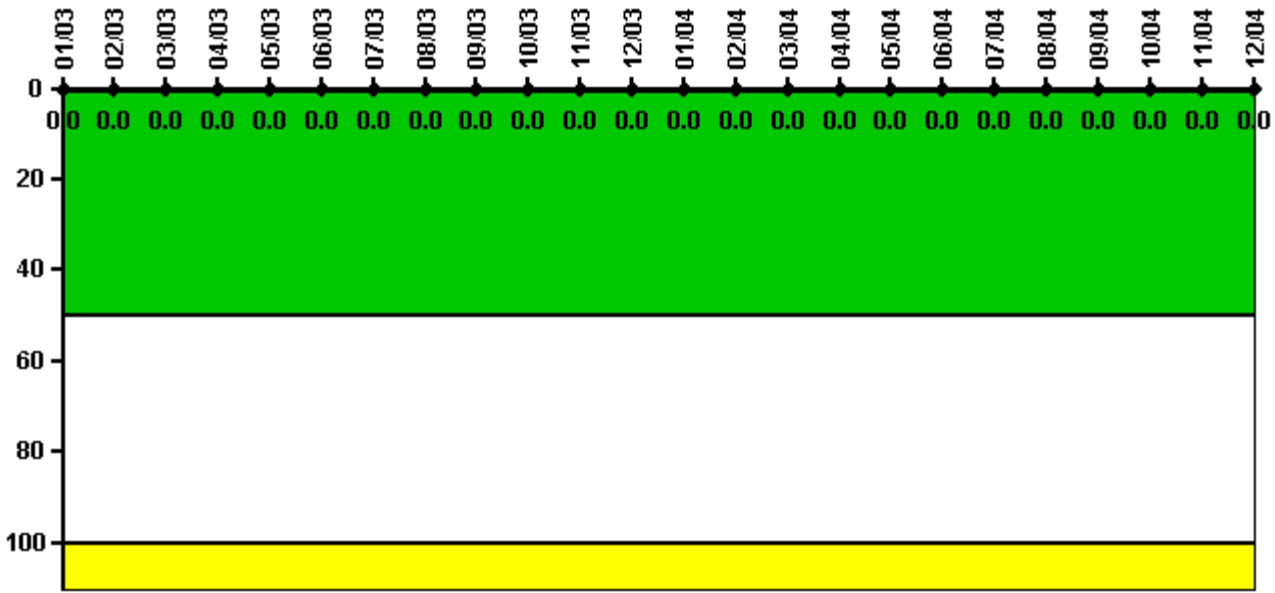
Thresholds: White > 5.0

Notes

Safety System Functional Failures (PWR)	1Q/03	2Q/03	3Q/03	4Q/03	1Q/04	2Q/04	3Q/04	4Q/04
Safety System Functional Failures	0	0	0	0	0	0	0	0
Indicator value	1	1	1	0	0	0	0	0

Licensee Comments: none

Reactor Coolant System Activity



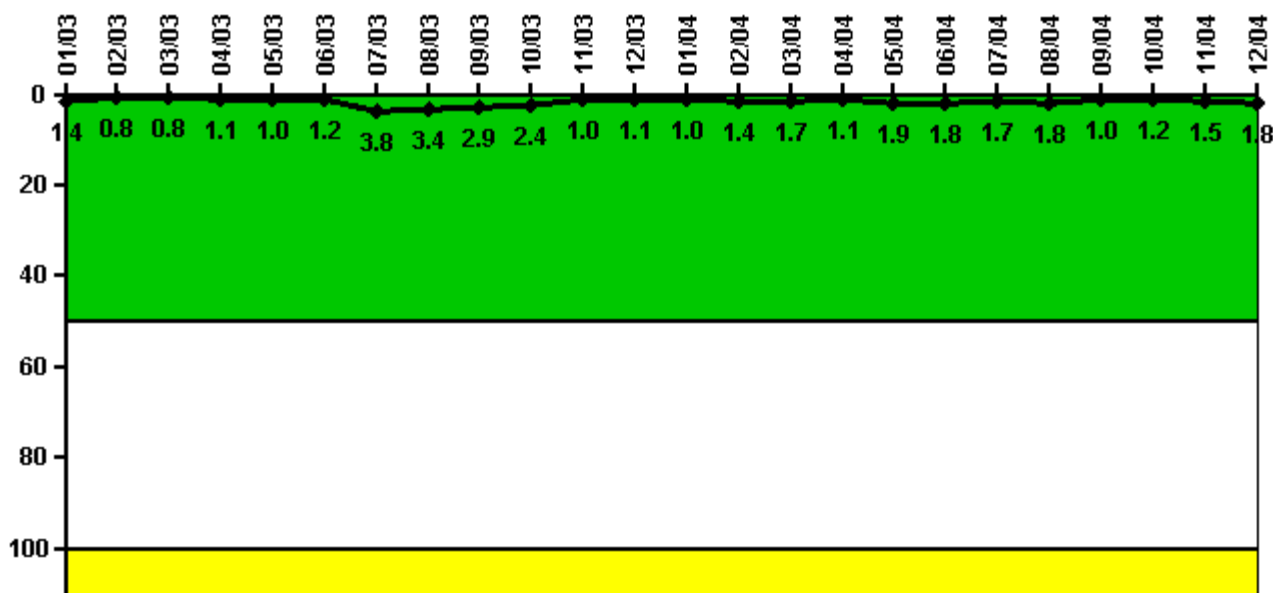
Thresholds: White > 50.0 Yellow > 100.0

Notes

Reactor Coolant System Activity	1/03	2/03	3/03	4/03	5/03	6/03	7/03	8/03	9/03	10/03	11/03	12/03
Maximum activity	0.000268	0.000290	0.000293	0.000319	0.000314	0.000311	0.000316	0.000336	0.000338	0.000262	0.000162	0.000178
Technical specification limit	0.8	0.8	0.8	0.8	0.8	0.8	0.8	0.8	0.8	0.8	0.8	0.8
Indicator value	0	0	0	0	0	0	0	0	0	0	0	0
Reactor Coolant System Activity	1/04	2/04	3/04	4/04	5/04	6/04	7/04	8/04	9/04	10/04	11/04	12/04
Maximum activity	0.000188	0.000203	0.000208	0.000223	0.000227	0.000243	0.000251	0.000258	0.000269	0.000277	0.000285	0.000300
Technical specification limit	0.8	0.8	0.8	0.8	0.8	0.8	0.8	0.8	0.8	0.8	0.8	0.8
Indicator value	0	0	0	0	0	0	0	0	0	0	0	0

Licensee Comments: none

Reactor Coolant System Leakage



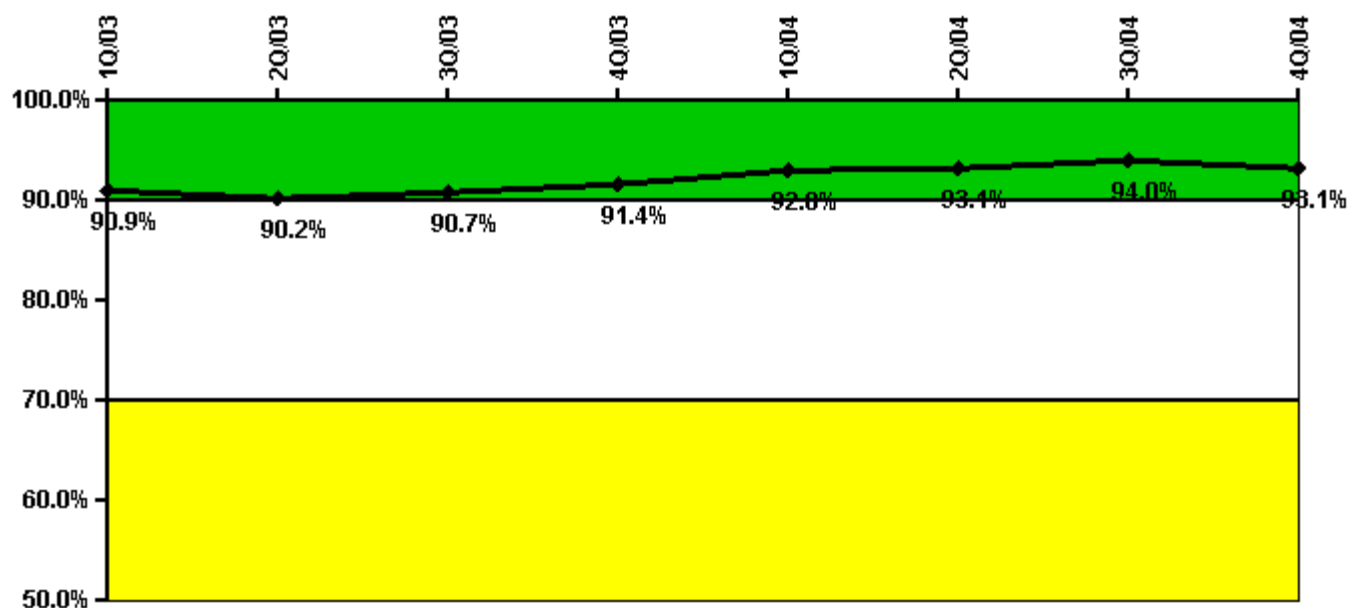
Thresholds: White > 50.0 Yellow > 100.0

Notes

Reactor Coolant System Leakage	1/03	2/03	3/03	4/03	5/03	6/03	7/03	8/03	9/03	10/03	11/03	12/03
Maximum leakage	0.140	0.079	0.080	0.110	0.100	0.120	0.380	0.340	0.293	0.240	0.097	0.110
Technical specification limit	10.0	10.0	10.0	10.0	10.0	10.0	10.0	10.0	10.0	10.0	10.0	10.0
Indicator value	1.4	0.8	0.8	1.1	1.0	1.2	3.8	3.4	2.9	2.4	1.0	1.1
Reactor Coolant System Leakage	1/04	2/04	3/04	4/04	5/04	6/04	7/04	8/04	9/04	10/04	11/04	12/04
Maximum leakage	0.100	0.138	0.170	0.112	0.190	0.175	0.170	0.180	0.097	0.120	0.149	0.180
Technical specification limit	10.0	10.0	10.0	10.0	10.0	10.0	10.0	10.0	10.0	10.0	10.0	10.0
Indicator value	1.0	1.4	1.7	1.1	1.9	1.8	1.7	1.8	1.0	1.2	1.5	1.8

Licensee Comments: none

Drill/Exercise Performance



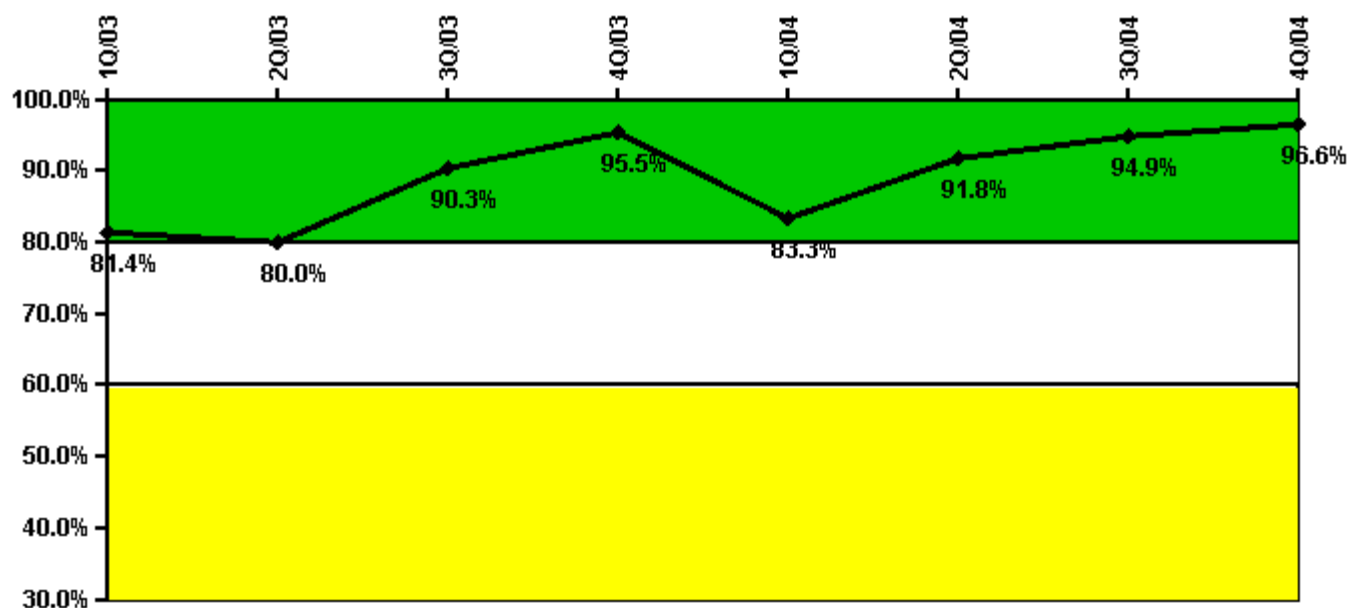
Thresholds: White < 90.0% Yellow < 70.0%

Notes

Drill/Exercise Performance	1Q/03	2Q/03	3Q/03	4Q/03	1Q/04	2Q/04	3Q/04	4Q/04
Successful opportunities	0	8.0	26.0	21.0	0	17.0	38.0	25.0
Total opportunities	0	9.0	28.0	22.0	0	18.0	40.0	28.0
Indicator value	90.9%	90.2%	90.7%	91.4%	92.8%	93.1%	94.0%	93.1%

Licensee Comments: none

ERO Drill Participation



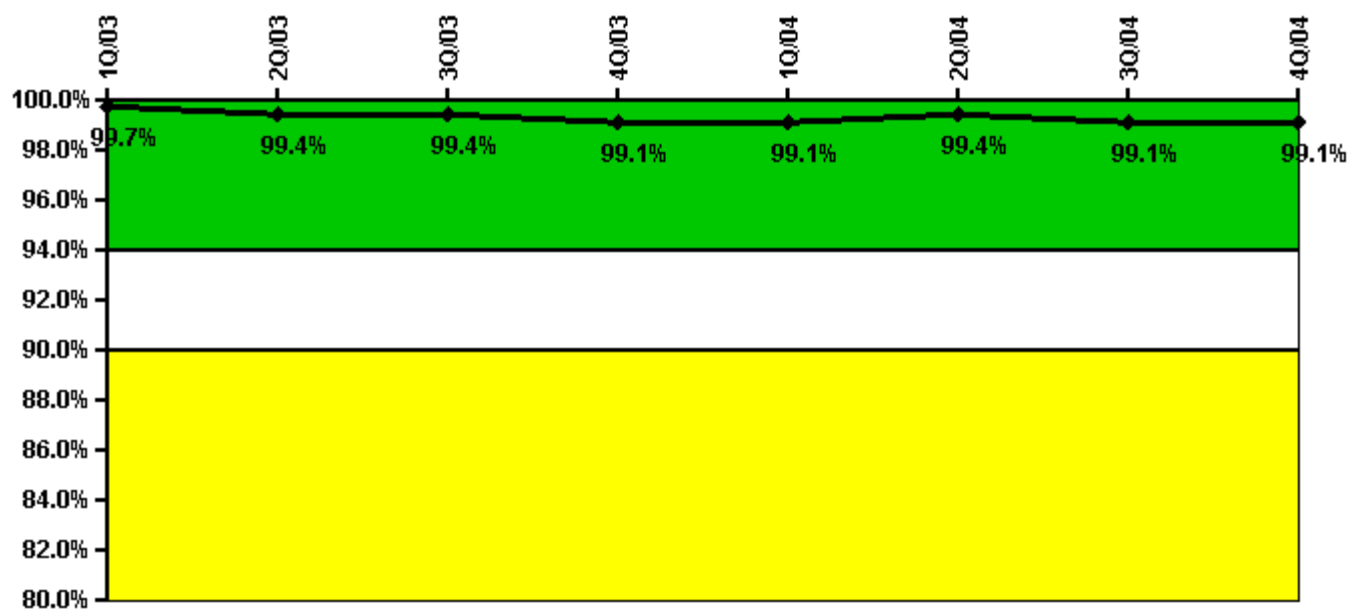
Thresholds: White < 80.0% Yellow < 60.0%

Notes

ERO Drill Participation	1Q/03	2Q/03	3Q/03	4Q/03	1Q/04	2Q/04	3Q/04	4Q/04
Participating Key personnel	48.0	48.0	56.0	63.0	50.0	56.0	56.0	57.0
Total Key personnel	59.0	60.0	62.0	66.0	60.0	61.0	59.0	59.0
Indicator value	81.4%	80.0%	90.3%	95.5%	83.3%	91.8%	94.9%	96.6%

Licensee Comments: none

Alert & Notification System



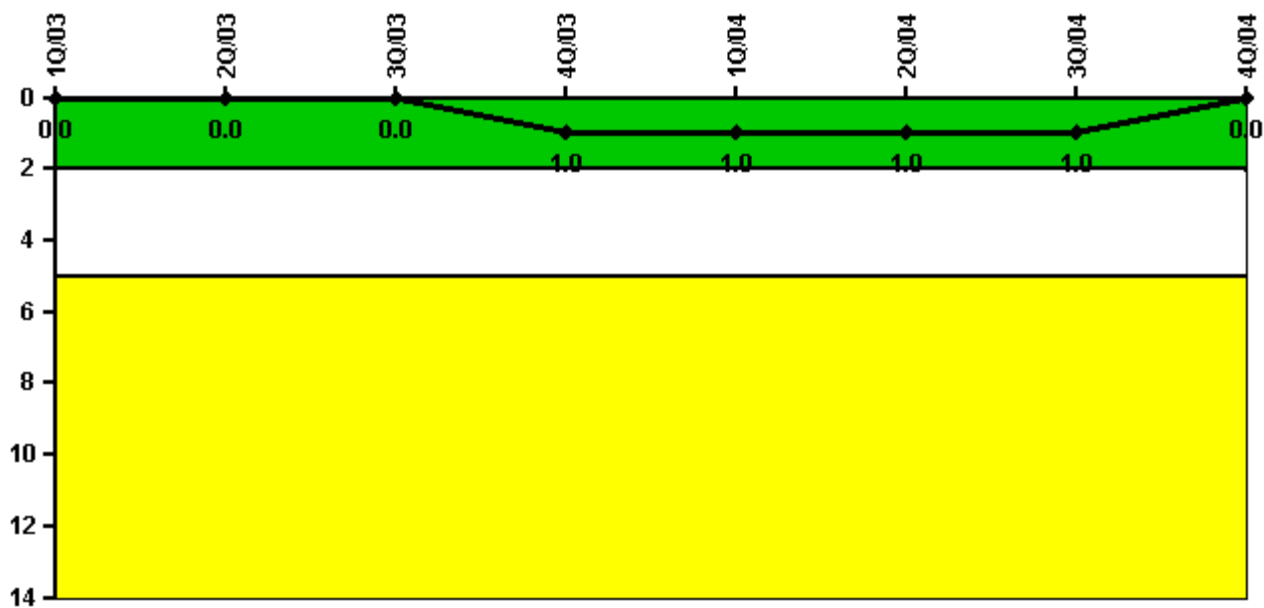
Thresholds: White < 94.0% Yellow < 90.0%

Notes

Alert & Notification System	1Q/03	2Q/03	3Q/03	4Q/03	1Q/04	2Q/04	3Q/04	4Q/04
Successful siren-tests	84	82	84	81	84	83	83	83
Total sirens-tests	84	84	84	82	84	84	84	84
Indicator value	99.7%	99.4%	99.4%	99.1%	99.1%	99.4%	99.1%	99.1%

Licensee Comments: none

Occupational Exposure Control Effectiveness



Thresholds: White > 2.0 Yellow > 5.0

Notes

Occupational Exposure Control Effectiveness	1Q/03	2Q/03	3Q/03	4Q/03	1Q/04	2Q/04	3Q/04	4Q/04
High radiation area occurrences	0	0	0	0	0	0	0	0
Very high radiation area occurrences	0	0	0	1	0	0	0	0
Unintended exposure occurrences	0	0	0	0	0	0	0	0
Indicator value	0	0	0	1	1	1	1	0

Licensee Comments: none

RETS/ODCM Radiological Effluent



Thresholds: White > 1.0 Yellow > 3.0

Notes

RETS/ODCM Radiological Effluent	1Q/03	2Q/03	3Q/03	4Q/03	1Q/04	2Q/04	3Q/04	4Q/04
RETS/ODCM occurrences	0	0	0	0	0	0	0	0
Indicator value	0	0	0	0	0	0	0	0

Licensee Comments: none

[Physical Protection](#) information not publicly available.