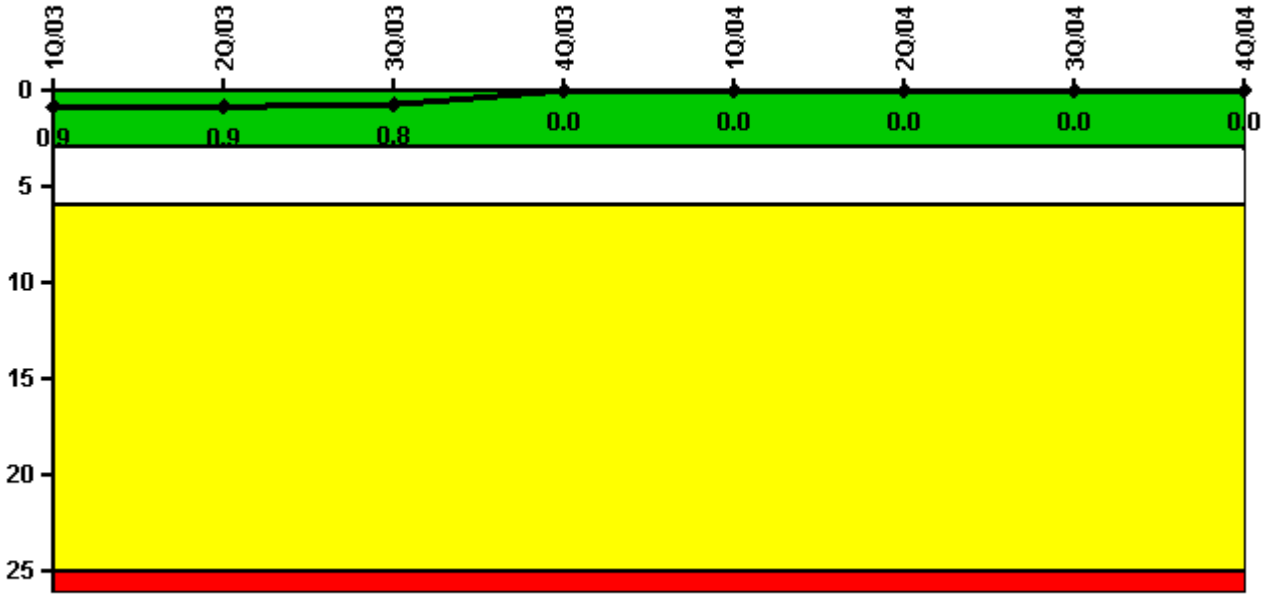


Millstone 3

4Q/2004 Performance Indicators

Licensee's General Comments: none

Unplanned Scrams per 7000 Critical Hrs



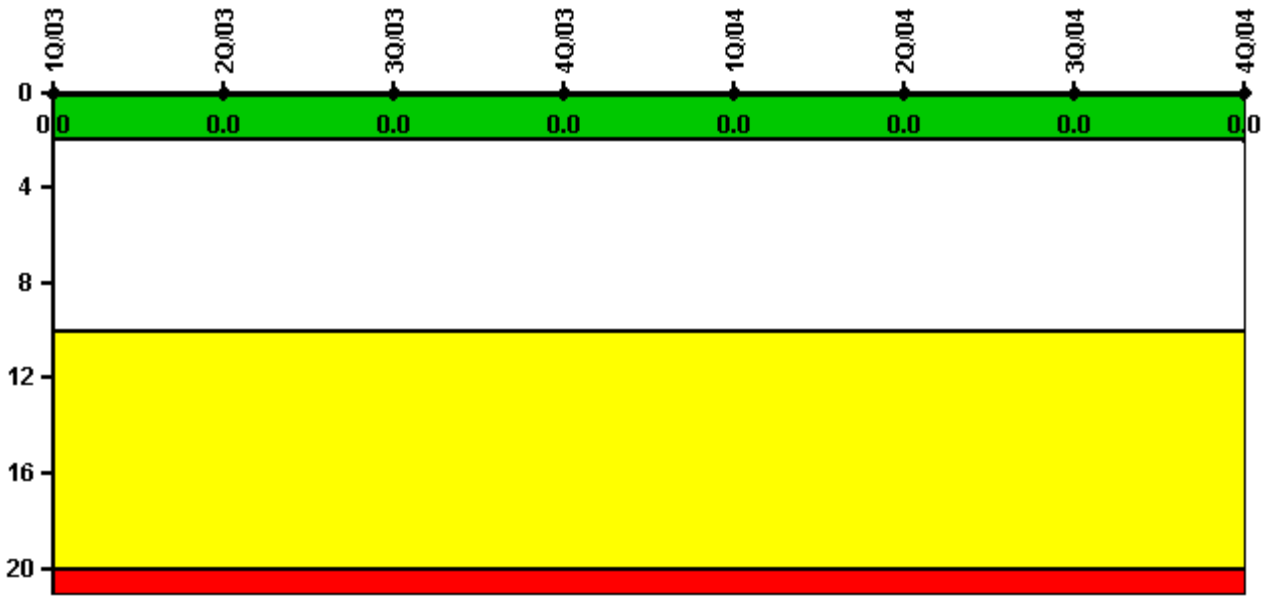
Thresholds: White > 3.0 Yellow > 6.0 Red > 25.0

Notes

Unplanned Scrams per 7000 Critical Hrs	1Q/03	2Q/03	3Q/03	4Q/03	1Q/04	2Q/04	3Q/04	4Q/04
Unplanned scrams	0	0	0	0	0	0	0	0
Critical hours	2160.0	2183.0	2208.0	2209.0	2184.0	1379.9	2208.0	2209.0
Indicator value	0.9	0.9	0.8	0	0	0	0	0

Licensee Comments: none

Scrams with Loss of Normal Heat Removal



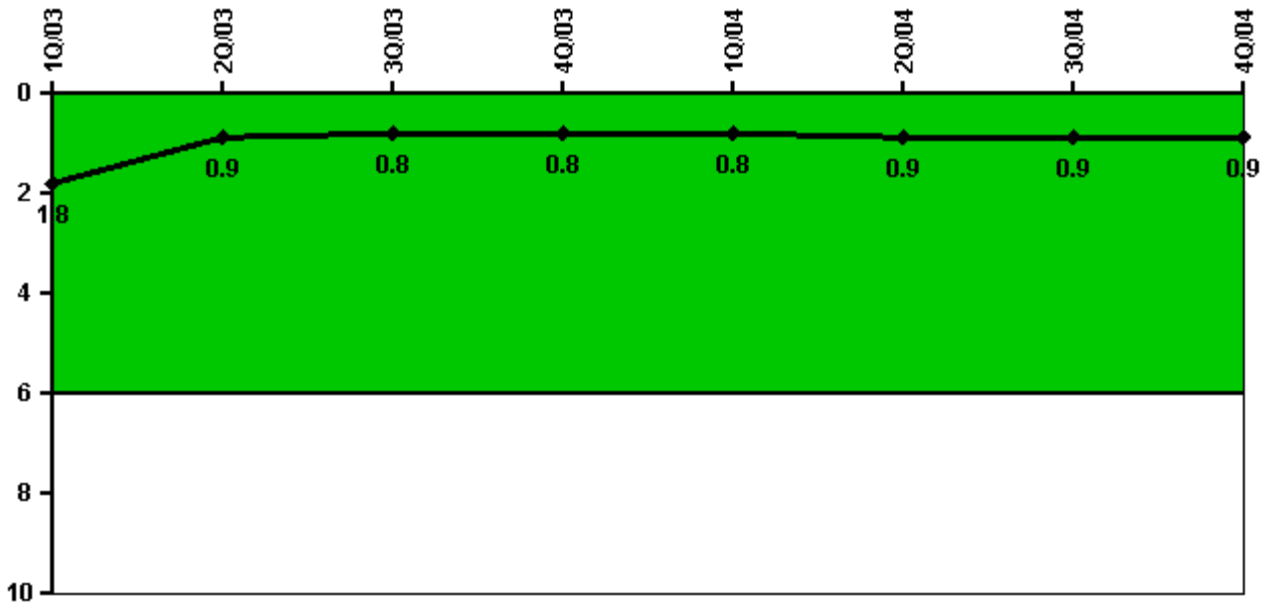
Thresholds: White > 2.0 Yellow > 10.0 Red > 20.0

Notes

Scrams with Loss of Normal Heat Removal	1Q/03	2Q/03	3Q/03	4Q/03	1Q/04	2Q/04	3Q/04	4Q/04
Scrams	0	0	0	0	0	0	0	0
Indicator value	0	0	0	0	0	0	0	0

Licensee Comments: none

Unplanned Power Changes per 7000 Critical Hrs



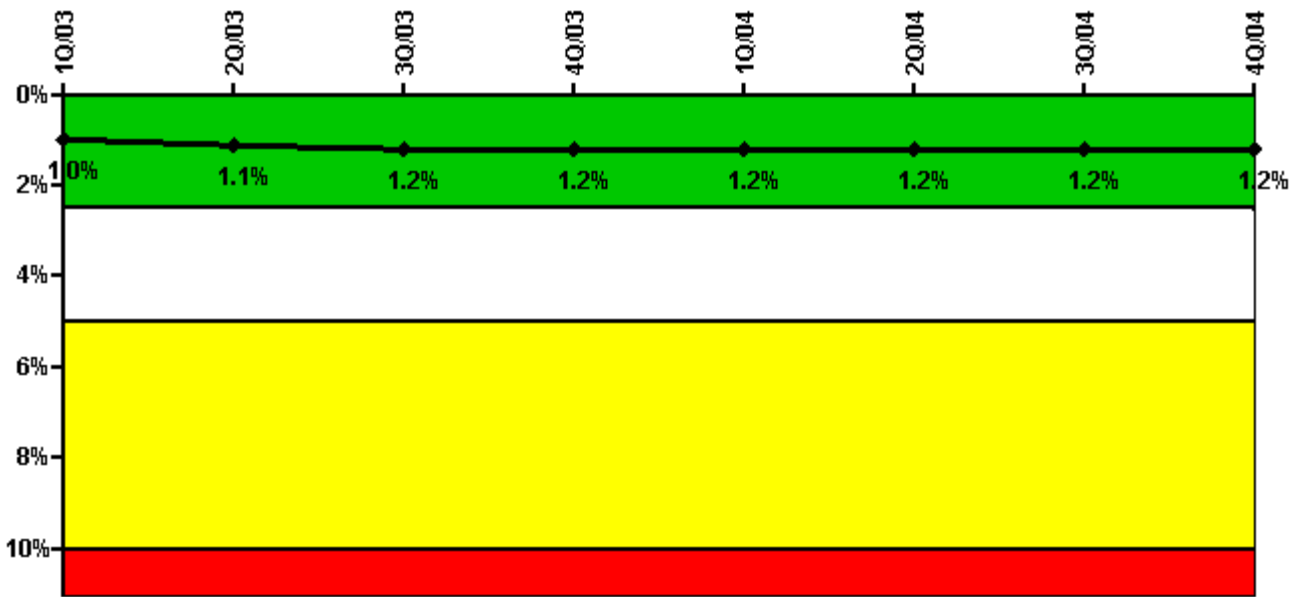
Thresholds: White > 6.0

Notes

Unplanned Power Changes per 7000 Critical Hrs	1Q/03	2Q/03	3Q/03	4Q/03	1Q/04	2Q/04	3Q/04	4Q/04
Unplanned power changes	0	0	0	1.0	0	0	0	1.0
Critical hours	2160.0	2183.0	2208.0	2209.0	2184.0	1379.9	2208.0	2209.0
Indicator value	1.8	0.9	0.8	0.8	0.8	0.9	0.9	0.9

Licensee Comments: none

Safety System Unavailability, Emergency AC Power



Thresholds: White > 2.5% Yellow > 5.0% Red > 10.0%

Notes

Safety System Unavailability, Emergency AC Power	1Q/03	2Q/03	3Q/03	4Q/03	1Q/04	2Q/04	3Q/04	4Q/04
Train 1								
Planned unavailable hours	23.56	3.20	28.30	28.16	21.15	12.65	13.83	23.36
Unplanned unavailable hours	0	23.01	0	0	0	0	0	0
Fault exposure hours	0	0	0	0	0	0	0	0
Effective Reset hours	0	0	0	0	0	0	0	0
Required hours	2160.00	2183.00	2208.00	2209.00	2184.00	2052.00	2208.00	2209.00
Train 2								
Planned unavailable hours	31.92	2.02	25.60	26.47	30.22	13.03	21.81	14.26
Unplanned unavailable hours	0	69.27	0	4.55	1.55	0	14.12	0
Fault exposure hours	0	0	0	0	0	0	0	0
Effective Reset hours	0	0	0	0	0	0	0	0
Required hours	2160.00	2183.00	2208.00	2209.00	2184.00	2183.00	2208.00	2209.00
Indicator value	1.0%	1.1%	1.2%	1.2%	1.2%	1.2%	1.2%	1.2%

Licensee Comments:

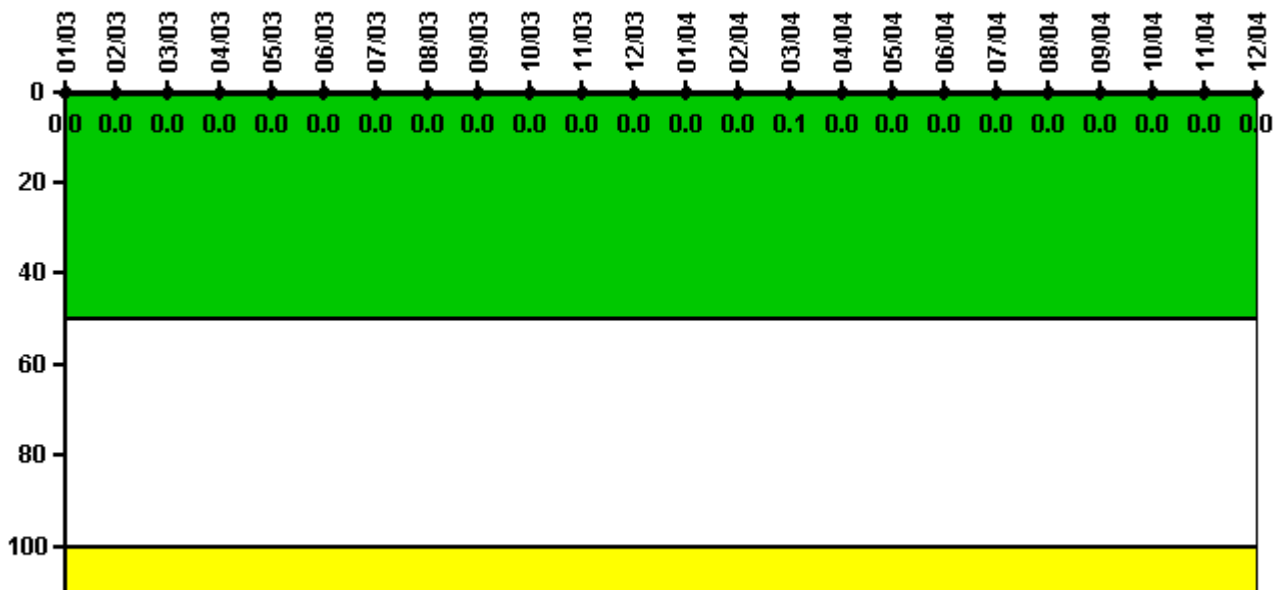
4Q/04: Unavailability hours were added to account for the inadvertent omission of cascaded support system unavailability (cooling water and electrical equipment testing). The systems affected are Unit 2 and 3 Emergency Diesel Generator (4th quarter 2001 thru 3rd quarter 2004), and Unit 3 High Pressure Safety Injection (3rd quarter 2001 thru 3rd quarter 2004). Unavailability hours were also added to correct data collection errors for Unit 2 High Pressure Safety Injection (July and October 2003). These revisions did not result in any of the affected indicators crossing a threshold.

2Q/02: There were 318.7 fault exposure hours due to ventilation problems.

4Q/01: Minor corrections were made to system unavailable hours due to data collection errors. This change does not result in crossing the GREEN/WHITE threshold.

Licensee Comments: none

Reactor Coolant System Activity




Thresholds: White > 50.0 Yellow > 100.0

Notes

Reactor Coolant System Activity	1/03	2/03	3/03	4/03	5/03	6/03	7/03	8/03	9/03	10/03	11/03	12/03
Maximum activity	0.000202	0.000193	0.000214	0.000217	0.000224	0.000259	0.000267	0.000259	0.000247	0.000256	0.000271	0.000290
Technical specification limit	1.0	1.0	1.0	1.0	1.0	1.0	1.0	1.0	1.0	1.0	1.0	1.0
Indicator value	0	0	0	0	0	0	0	0	0	0	0	0
Reactor Coolant System Activity	1/04	2/04	3/04	4/04	5/04	6/04	7/04	8/04	9/04	10/04	11/04	12/04
Maximum activity	0.000284	0.000295	0.000899	0.000196	0.000095	0.000160	0.000153	0.000160	0.000171	0.000177	0.000179	0.000201
Technical specification limit	1.0	1.0	1.0	1.0	1.0	1.0	1.0	1.0	1.0	1.0	1.0	1.0
Indicator value	0	0	0.1	0	0	0	0	0	0	0	0	0

Licensee Comments: none

Reactor Coolant System Leakage



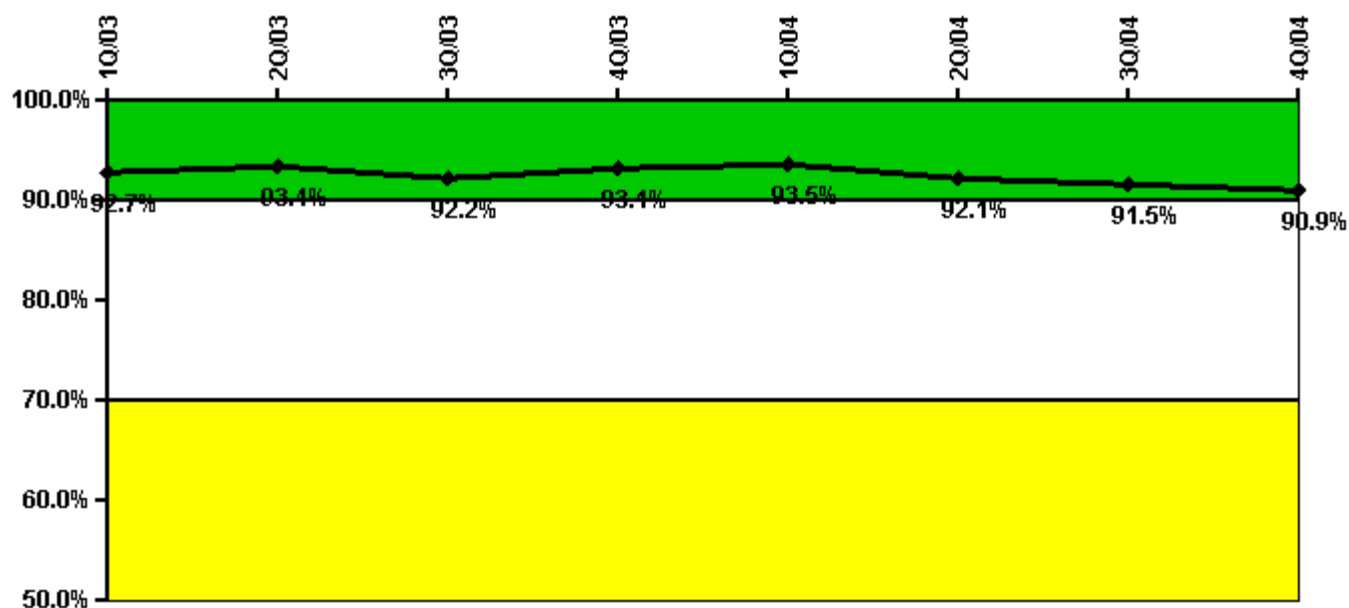
Thresholds: White > 50.0 Yellow > 100.0

Notes

Reactor Coolant System Leakage	1/03	2/03	3/03	4/03	5/03	6/03	7/03	8/03	9/03	10/03	11/03	12/03
Maximum leakage	0.326	0.179	0.214	0.252	0.180	0.160	0.240	0.171	0.182	0.197	0.154	0.221
Technical specification limit	10.0	10.0	10.0	10.0	10.0	10.0	10.0	10.0	10.0	10.0	10.0	10.0
Indicator value	3.3	1.8	2.1	2.5	1.8	1.6	2.4	1.7	1.8	2.0	1.5	2.2
Reactor Coolant System Leakage	1/04	2/04	3/04	4/04	5/04	6/04	7/04	8/04	9/04	10/04	11/04	12/04
Maximum leakage	0.234	0.209	0.339	0.344	0.250	0.121	0.168	0.121	0.117	0.127	0.146	0.141
Technical specification limit	10.0	10.0	10.0	10.0	10.0	10.0	10.0	10.0	10.0	10.0	10.0	10.0
Indicator value	2.3	2.1	3.4	3.4	2.5	1.2	1.7	1.2	1.2	1.3	1.5	1.4

Licensee Comments: none

Drill/Exercise Performance



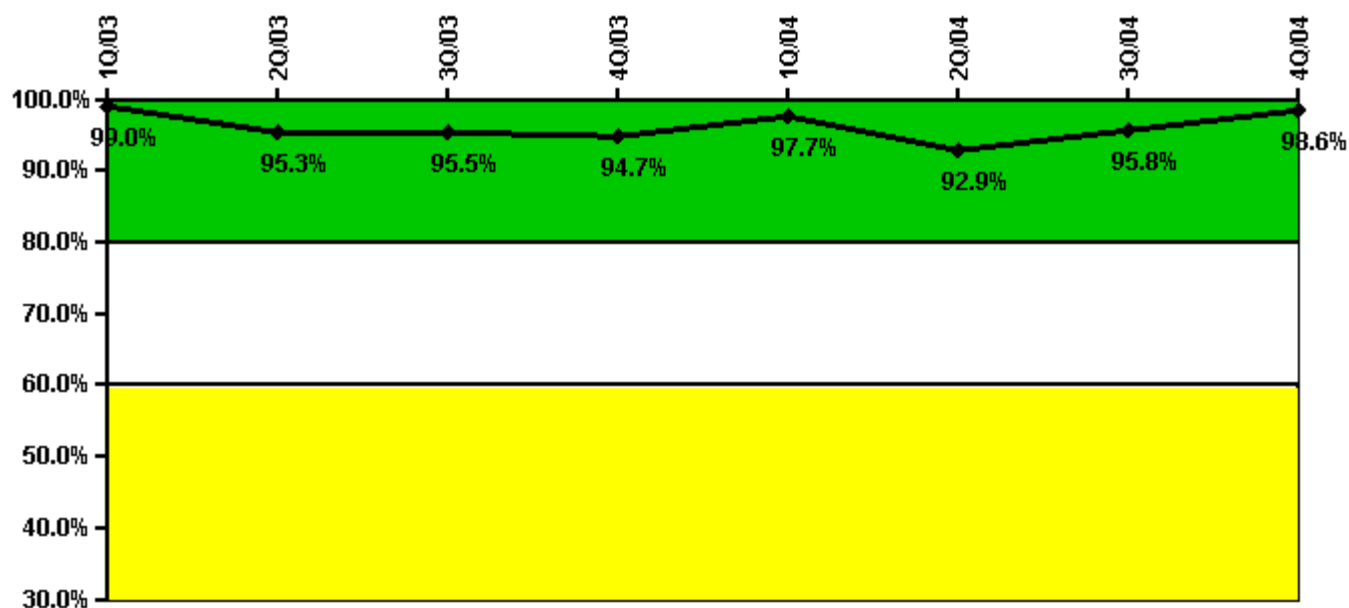
Thresholds: White < 90.0% Yellow < 70.0%

Notes

Drill/Exercise Performance	1Q/03	2Q/03	3Q/03	4Q/03	1Q/04	2Q/04	3Q/04	4Q/04
Successful opportunities	1.0	66.0	38.0	27.0	43.0	11.0	58.0	85.0
Total opportunities	2.0	70.0	44.0	29.0	45.0	16.0	63.0	93.0
Indicator value	92.7%	93.4%	92.2%	93.1%	93.5%	92.1%	91.5%	90.9%

Licensee Comments: none

ERO Drill Participation



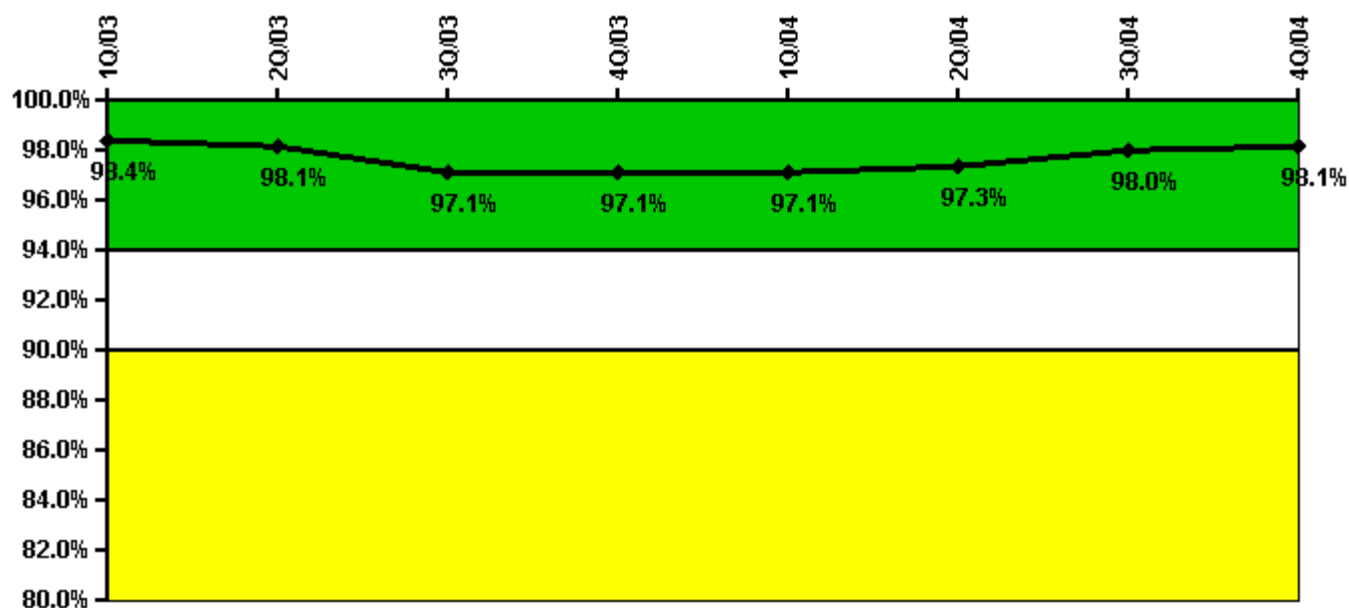
Thresholds: White < 80.0% Yellow < 60.0%

Notes

ERO Drill Participation	1Q/03	2Q/03	3Q/03	4Q/03	1Q/04	2Q/04	3Q/04	4Q/04
Participating Key personnel	101.0	122.0	127.0	126.0	130.0	131.0	138.0	141.0
Total Key personnel	102.0	128.0	133.0	133.0	133.0	141.0	144.0	143.0
Indicator value	99.0%	95.3%	95.5%	94.7%	97.7%	92.9%	95.8%	98.6%

Licensee Comments: none

Alert & Notification System



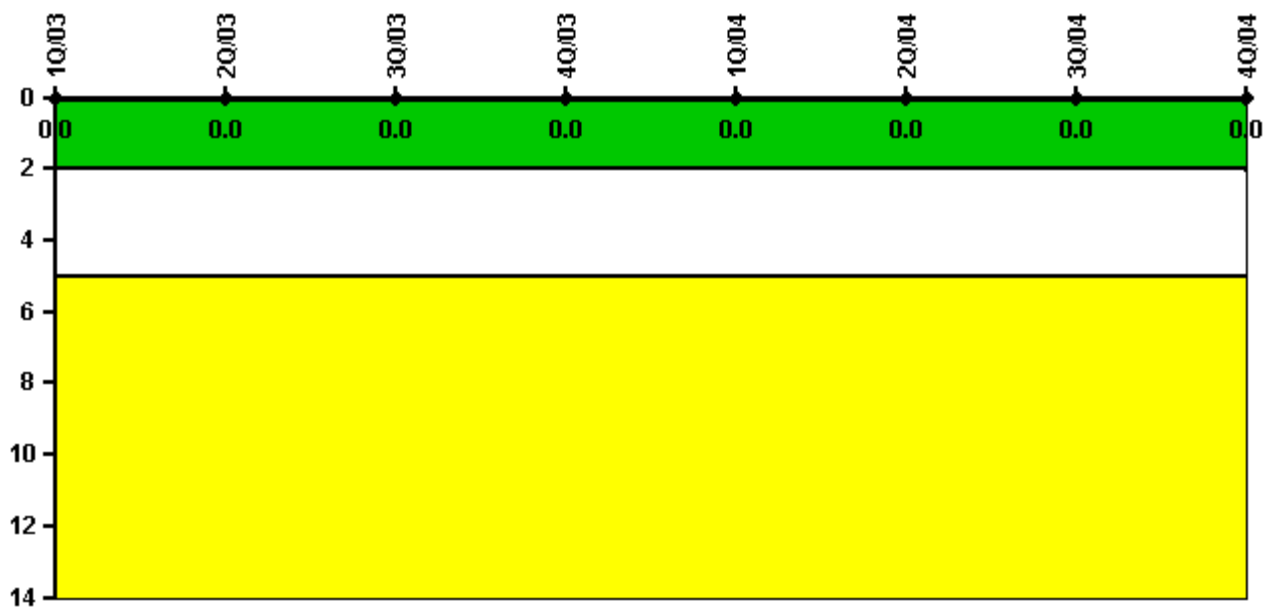
Thresholds: White < 94.0% Yellow < 90.0%

Notes

Alert & Notification System	1Q/03	2Q/03	3Q/03	4Q/03	1Q/04	2Q/04	3Q/04	4Q/04
Successful siren-tests	314	308	453	314	314	312	462	316
Total sirens-tests	318	318	477	318	318	318	477	318
Indicator value	98.4%	98.1%	97.1%	97.1%	97.1%	97.3%	98.0%	98.1%

Licensee Comments: none

Occupational Exposure Control Effectiveness



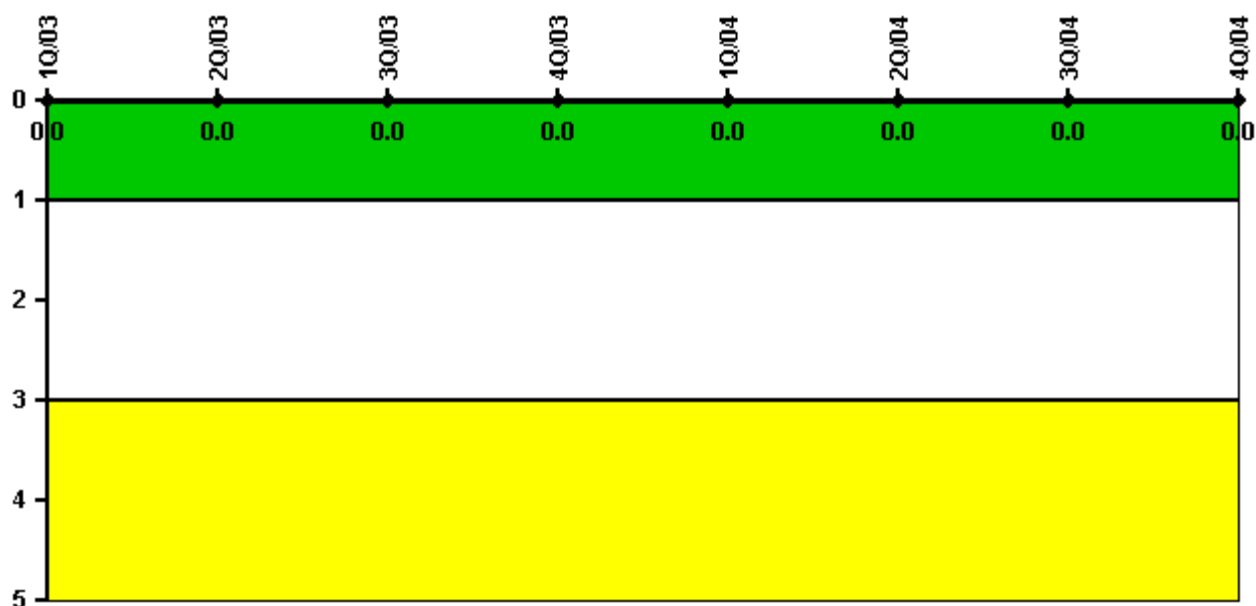
Thresholds: White > 2.0 Yellow > 5.0

Notes

Occupational Exposure Control Effectiveness	1Q/03	2Q/03	3Q/03	4Q/03	1Q/04	2Q/04	3Q/04	4Q/04
High radiation area occurrences	0	0	0	0	0	0	0	0
Very high radiation area occurrences	0	0	0	0	0	0	0	0
Unintended exposure occurrences	0	0	0	0	0	0	0	0
Indicator value	0	0	0	0	0	0	0	0

Licensee Comments: none

RETS/ODCM Radiological Effluent



Thresholds: White > 1.0 Yellow > 3.0

Notes

RETS/ODCM Radiological Effluent	1Q/03	2Q/03	3Q/03	4Q/03	1Q/04	2Q/04	3Q/04	4Q/04
RETS/ODCM occurrences	0	0	0	0	0	0	0	0
Indicator value	0	0	0	0	0	0	0	0

Licensee Comments: none

[Physical Protection](#) information not publicly available.

▲ [Action Matrix Summary](#) | [Inspection Findings Summary](#) | [PI Summary](#) | [Reactor Oversight Process](#)

Last Modified: March 9, 2005