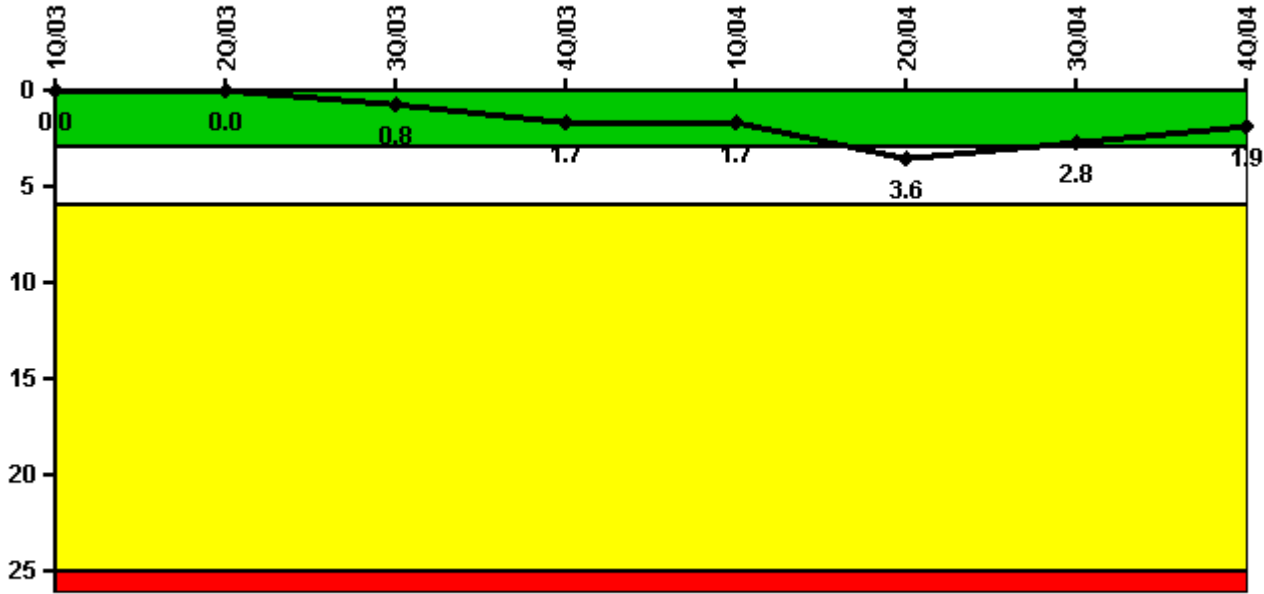


Dresden 2

4Q/2004 Performance Indicators

Licensee's General Comments: none

Unplanned Scrams per 7000 Critical Hrs



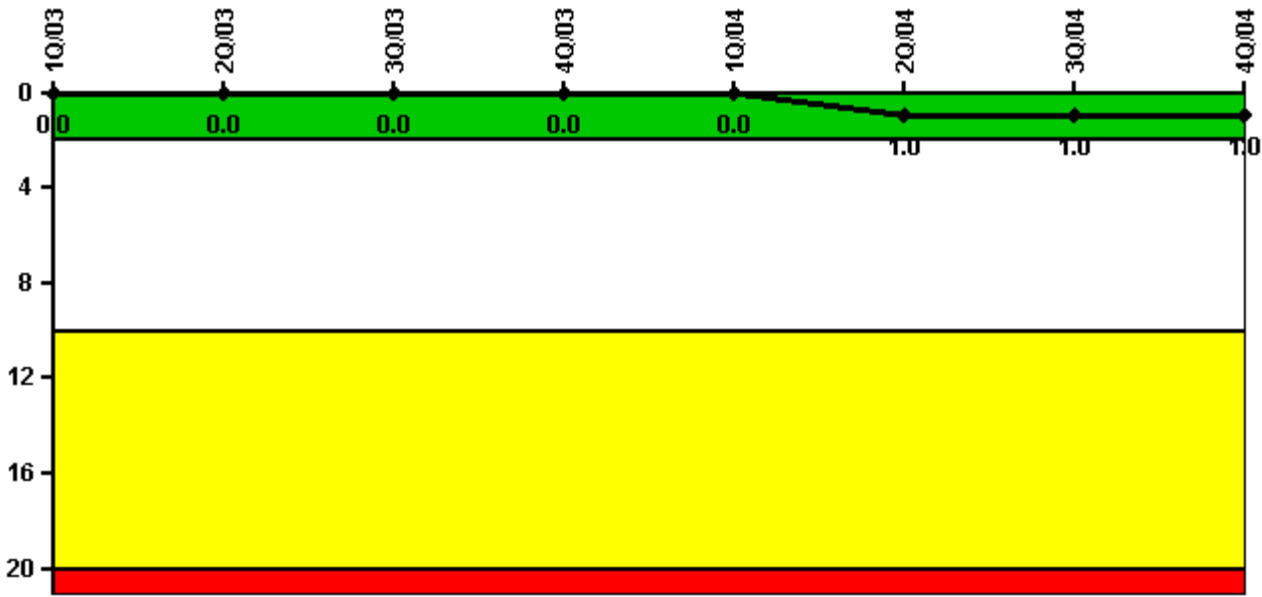
Thresholds: White > 3.0 Yellow > 6.0 Red > 25.0

Notes

Unplanned Scrams per 7000 Critical Hrs	1Q/03	2Q/03	3Q/03	4Q/03	1Q/04	2Q/04	3Q/04	4Q/04
Unplanned scrams	0	0	1.0	1.0	0	2.0	0	0
Critical hours	2160.0	2183.0	2204.2	1528.9	2184.0	1844.0	1972.5	1263.9
Indicator value	0	0	0.8	1.7	1.7	3.6	2.8	1.9

Licensee Comments: none

Scrams with Loss of Normal Heat Removal



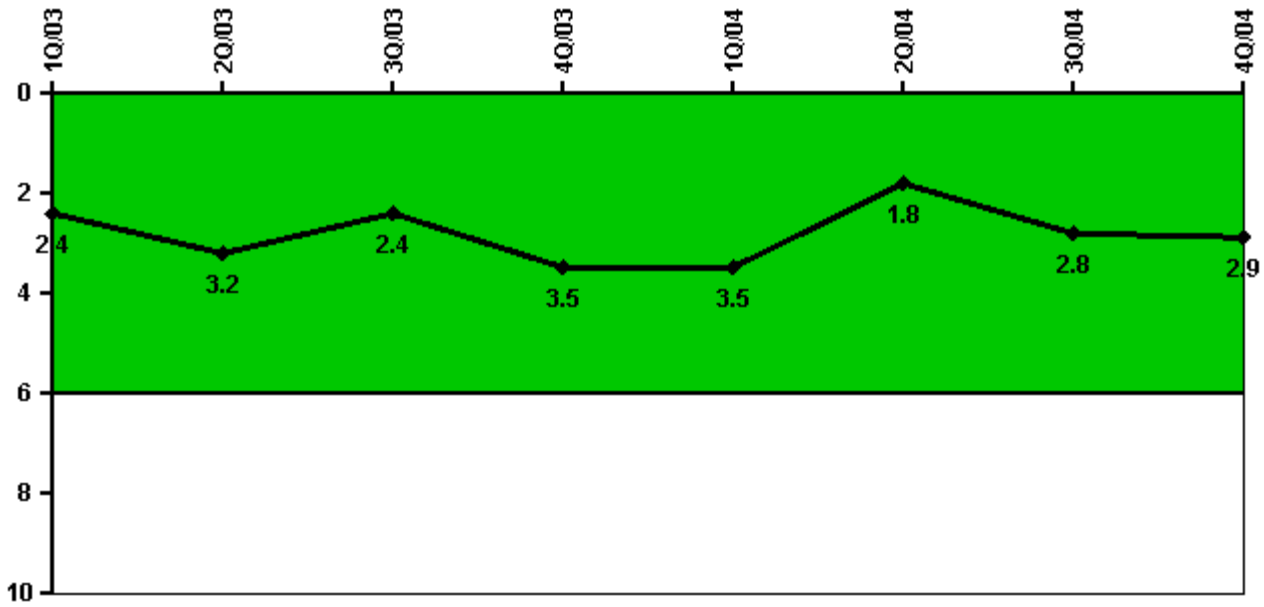
Thresholds: White > 2.0 Yellow > 10.0 Red > 20.0

Notes

Scrams with Loss of Normal Heat Removal	1Q/03	2Q/03	3Q/03	4Q/03	1Q/04	2Q/04	3Q/04	4Q/04
Scrams	0	0	0	0	0	1.0	0	0
Indicator value	0	0	0	0	0	1.0	1.0	1.0

Licensee Comments: none

Unplanned Power Changes per 7000 Critical Hrs



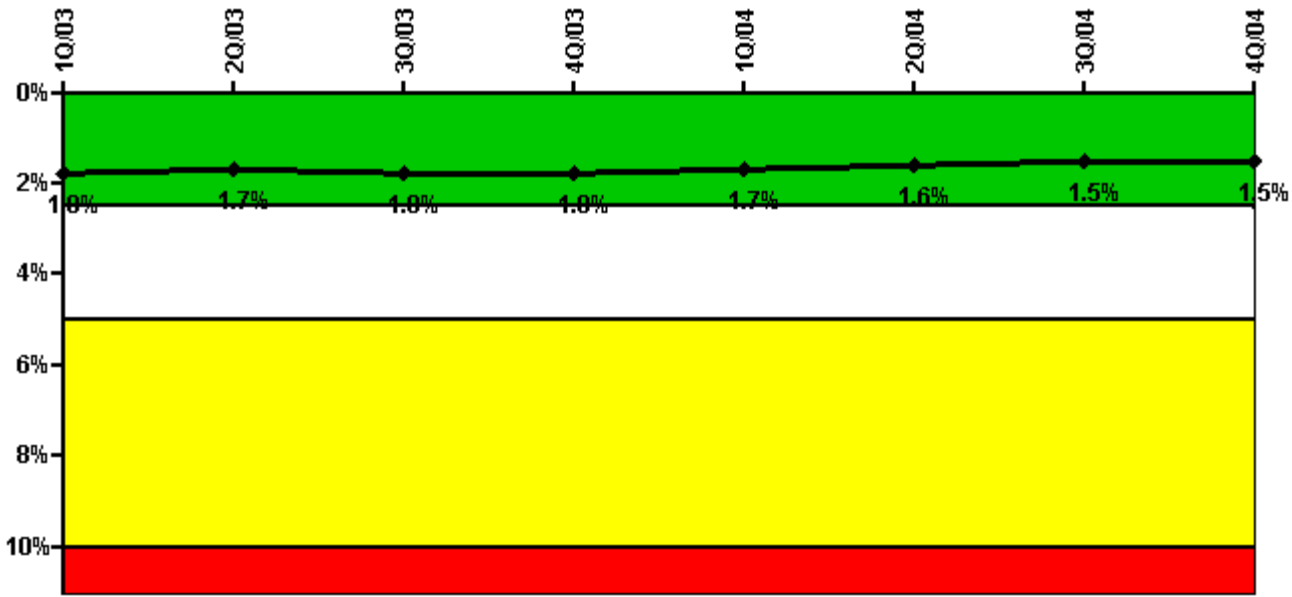
Thresholds: White > 6.0

Notes

Unplanned Power Changes per 7000 Critical Hrs	1Q/03	2Q/03	3Q/03	4Q/03	1Q/04	2Q/04	3Q/04	4Q/04
Unplanned power changes	1.0	2.0	0	1.0	1.0	0	1.0	1.0
Critical hours	2160.0	2183.0	2204.2	1528.9	2184.0	1844.0	1972.5	1263.9
Indicator value	2.4	3.2	2.4	3.5	3.5	1.8	2.8	2.9

Licensee Comments: none

Safety System Unavailability, Emergency AC Power



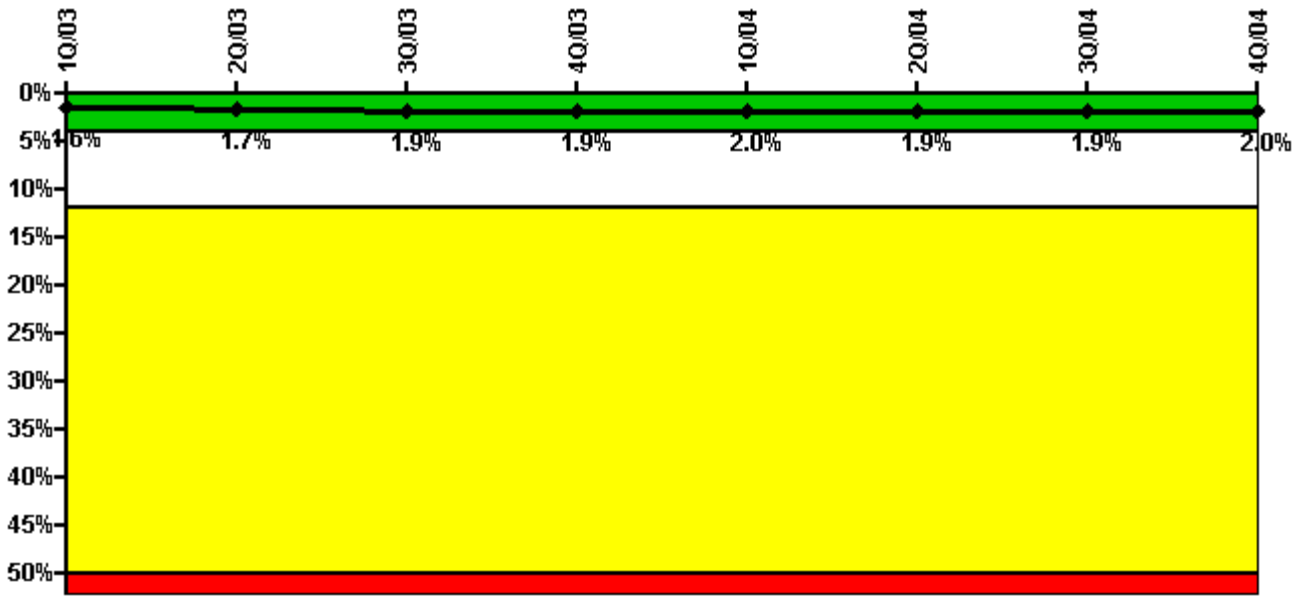
Thresholds: White > 2.5% Yellow > 5.0% Red > 10.0%

Notes

Safety System Unavailability, Emergency AC Power	1Q/03	2Q/03	3Q/03	4Q/03	1Q/04	2Q/04	3Q/04	4Q/04
Train 1								
Planned unavailable hours	21.47	11.20	38.25	5.83	7.56	9.76	8.43	6.50
Unplanned unavailable hours	15.75	0	0	0	0	0	0	0
Fault exposure hours	0	0	0	0	0	0	0	0
Effective Reset hours	0	0	0	0	0	0	0	0
Required hours	2160.00	2183.00	2208.00	2209.00	2184.00	2183.00	2208.00	2209.00
Train 2								
Planned unavailable hours	6.50	31.22	38.02	29.15	96.19	8.36	9.43	5.98
Unplanned unavailable hours	4.23	0	0	0	3.10	0	0	0
Fault exposure hours	0	0	0	0	0	0	0	0
Effective Reset hours	0	0	0	0	0	0	0	0
Required hours	2160.00	2183.00	2208.00	2209.00	2184.00	2183.00	2208.00	2209.00
Indicator value	1.8%	1.7%	1.8%	1.8%	1.7%	1.6%	1.5%	1.5%

Licensee Comments: none

Safety System Unavailability, High Pressure Injection System (HPCI)



Thresholds: White > 4.0% Yellow > 12.0% Red > 50.0%

Notes

Safety System Unavailability, High Pressure Injection System (HPCI)	1Q/03	2Q/03	3Q/03	4Q/03	1Q/04	2Q/04	3Q/04	4Q/04
Train 1								
Planned unavailable hours	102.98	16.17	11.38	5.15	74.90	0	1.68	0
Unplanned unavailable hours	10.53	16.25	26.50	0	0	0	0	0
Fault exposure hours	0	0	0	0	0	0	0	0
Effective Reset hours	0	0	0	0	0	0	0	0
Required hours	2160.00	2183.00	2204.22	1528.92	2184.00	1844.00	1972.45	1263.90
Indicator value	1.6%	1.7%	1.9%	1.9%	2.0%	1.9%	1.9%	2.0%

Licensee Comments: none

Safety System Unavailability, Heat Removal System

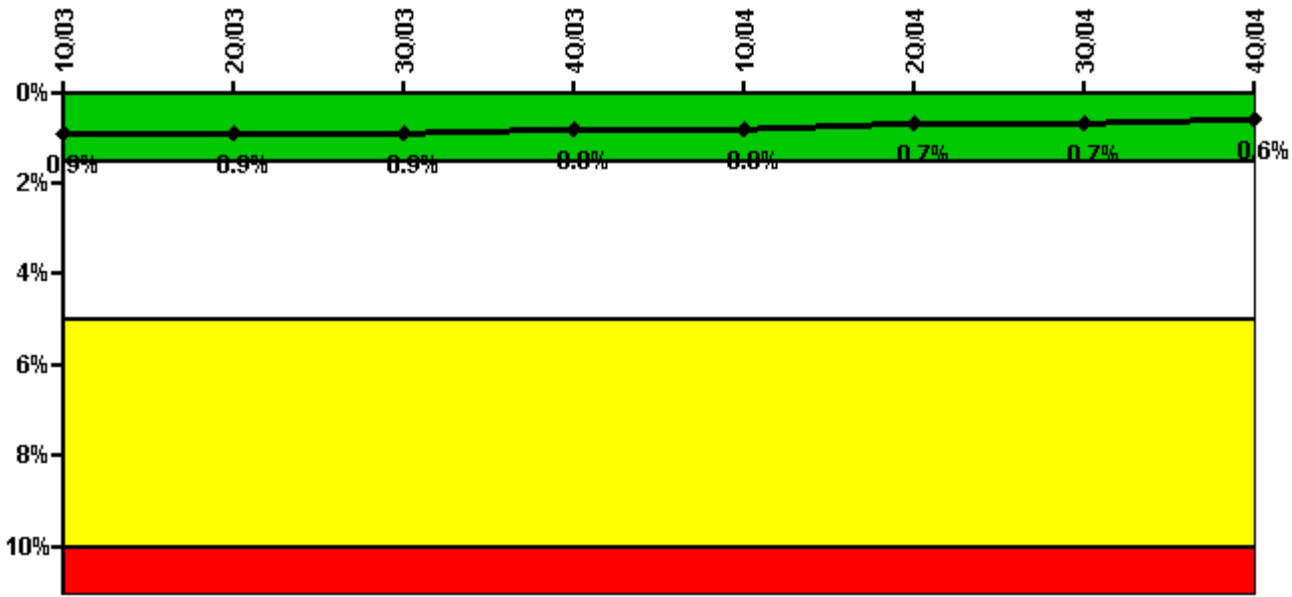
Thresholds
under
development /
review

Notes

Safety System Unavailability, Heat Removal System	1Q/03	2Q/03	3Q/03	4Q/03	1Q/04	2Q/04	3Q/04	4Q/04
Train 1								
Planned unavailable hours								
Unplanned unavailable hours								
Fault exposure hours								
Effective Reset hours	0	0	0	0	0	0	0	0
Required hours								
Indicator value								

Licensee Comments: none

Safety System Unavailability, Residual Heat Removal System



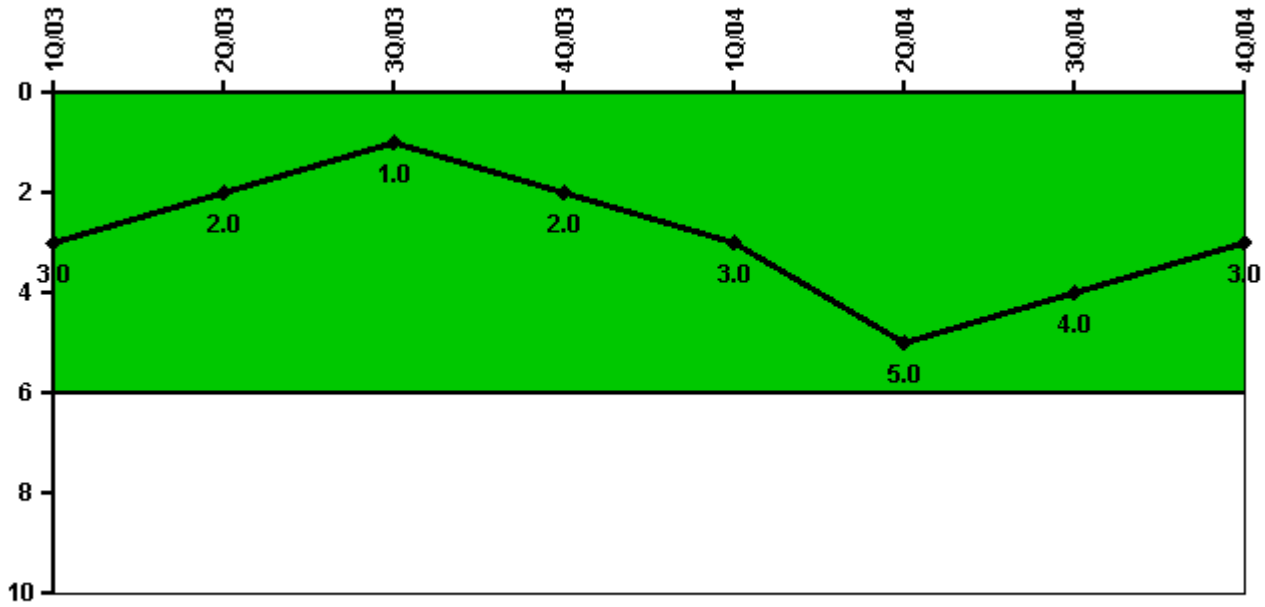
Thresholds: White > 1.5% Yellow > 5.0% Red > 10.0%

Notes

Safety System Unavailability, Residual Heat Removal System	1Q/03	2Q/03	3Q/03	4Q/03	1Q/04	2Q/04	3Q/04	4Q/04
Train 1								
Planned unavailable hours	125.72	2.97	6.05	24.37	18.90	0	3.03	0
Unplanned unavailable hours	1.97	0	0	0	0	0	0	0
Fault exposure hours	0	0	0	0	0	0	0	0
Effective Reset hours	0	0	0	0	0	0	0	0
Required hours	2160.00	2183.00	2204.22	2209.00	2184.00	2183.00	2208.00	2209.00
Train 2								
Planned unavailable hours	113.92	2.38	0	6.40	4.72	0	1.20	0
Unplanned unavailable hours	0	0	0	0	0	0	0	0
Fault exposure hours	0	0	0	0	0	0	0	0
Effective Reset hours	0	0	0	0	0	0	0	0
Required hours	2160.00	2183.00	2204.22	2209.00	2184.00	2183.00	2208.00	2209.00
Train 3								
Planned unavailable hours	0	0	16.60	0	0	0	0	0
Unplanned unavailable hours	0	0	0	0.42	0	0	0	0
Fault exposure hours	0	0	0	0	0	0	0	0
Effective Reset hours	0	0	0	0	0	0	0	0
Required hours	2160.00	2183.00	2208.00	2209.00	2184.00	2183.00	2208.00	2209.00
Train 4								
Planned unavailable hours	0	0	16.58	0	0	0	0	0
Unplanned unavailable hours	0	0	0	0	0	0	0	0
Fault exposure hours	0	0	0	0	0	0	0	0
Effective Reset hours	0	0	0	0	0	0	0	0
Required hours	2160.00	2183.00	2208.00	2209.00	2184.00	2183.00	2208.00	2209.00
Indicator value	0.9%	0.9%	0.9%	0.8%	0.8%	0.7%	0.7%	0.6%

Licensee Comments: none

Safety System Functional Failures (BWR)



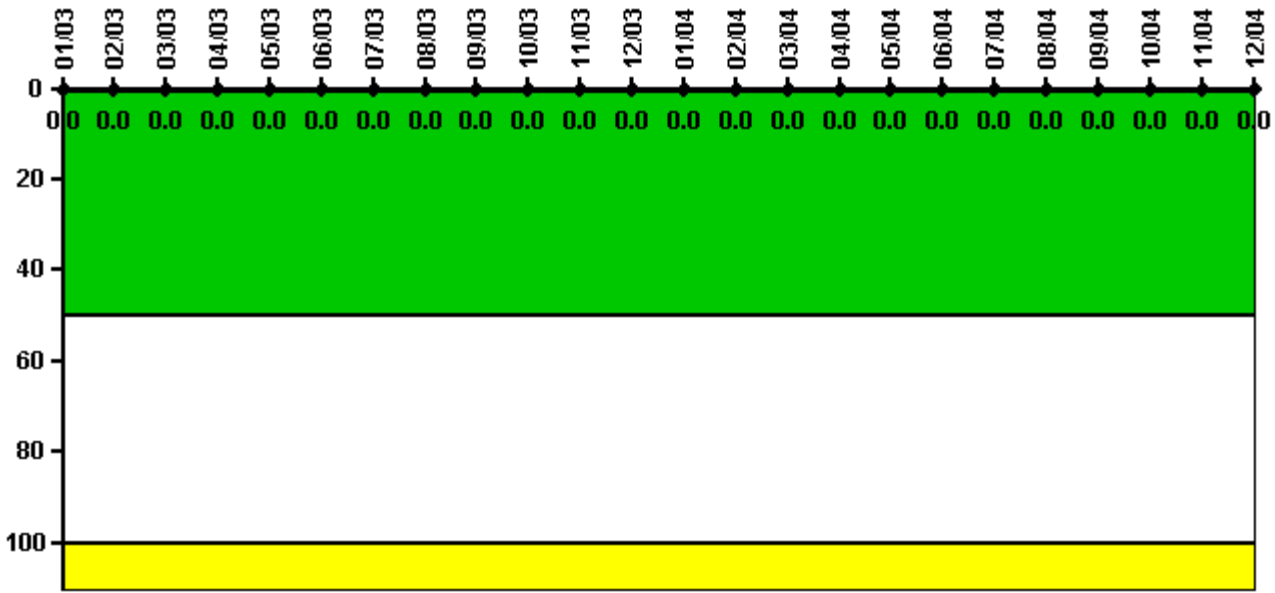
Thresholds: White > 6.0

Notes

Safety System Functional Failures (BWR)	1Q/03	2Q/03	3Q/03	4Q/03	1Q/04	2Q/04	3Q/04	4Q/04
Safety System Functional Failures	0	0	1	1	1	2	0	0
Indicator value	3	2	1	2	3	5	4	3

Licensee Comments: none

Reactor Coolant System Activity



Thresholds: White > 50.0 Yellow > 100.0

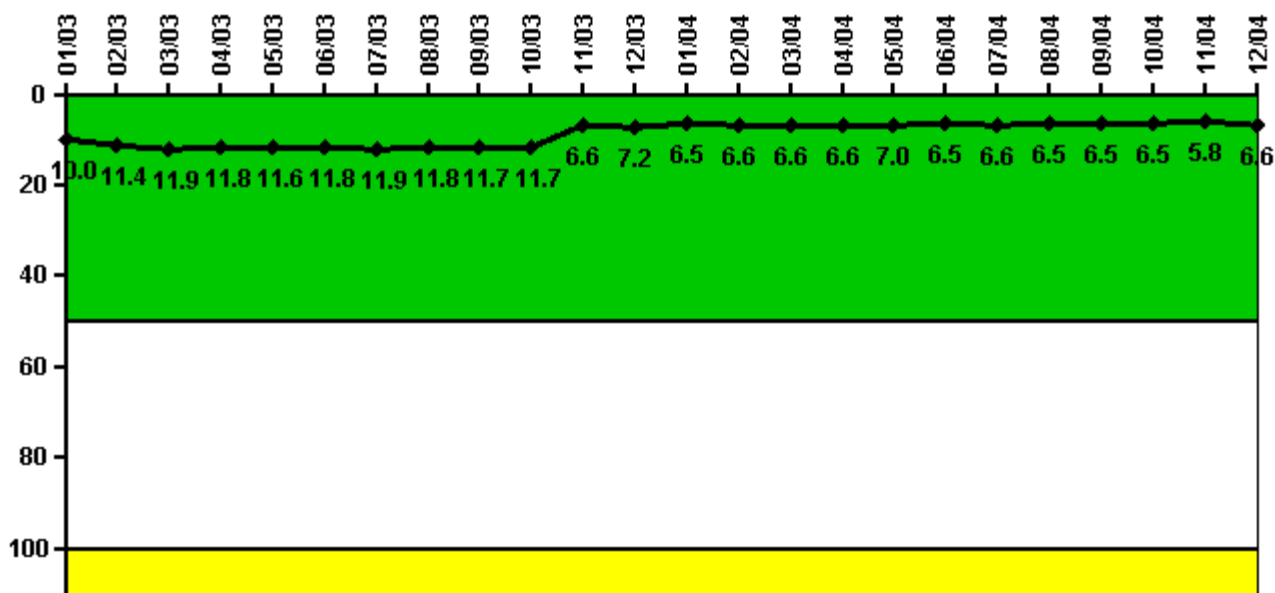
Notes

Reactor Coolant System Activity	1/03	2/03	3/03	4/03	5/03	6/03	7/03	8/03	9/03	10/03	11/03	12/03
Maximum activity	0.000006	0.000006	0.000006	0.000013	0.000017	0.000025	0.000005	0.000004	0.000005	0.000004	0.000010	0.000010
Technical specification limit	0.2	0.2	0.2	0.2	0.2	0.2	0.2	0.2	0.2	0.2	0.2	0.2
Indicator value	0	0	0	0	0	0	0	0	0	0	0	0

Reactor Coolant System Activity	1/04	2/04	3/04	4/04	5/04	6/04	7/04	8/04	9/04	10/04	11/04	12/04
Maximum activity	0.000008	0.000035	0.000006	0.000008	0.000008	0.000007	0.000006	0.000009	0.000007	0.000007	0	0.000006
Technical specification limit	0.2	0.2	0.2	0.2	0.2	0.2	0.2	0.2	0.2	0.2	0.2	0.2
Indicator value	0	0	0	0	0	0	0	0	0	0	0	0

Licensee Comments: none

Reactor Coolant System Leakage



Thresholds: White > 50.0 Yellow > 100.0

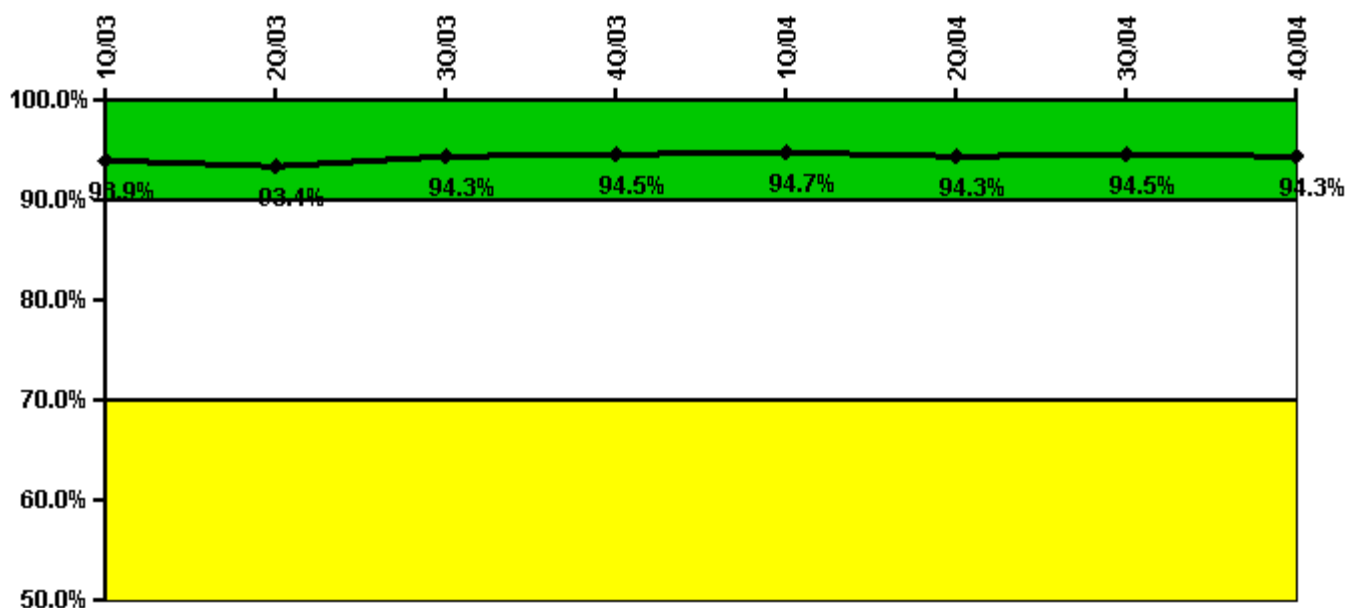
Notes

Reactor Coolant System Leakage	1/03	2/03	3/03	4/03	5/03	6/03	7/03	8/03	9/03	10/03	11/03	12/03
Maximum leakage	2.505	2.853	2.987	2.957	2.890	2.945	2.978	2.938	2.937	2.913	1.653	1.790
Technical specification limit	25.0	25.0	25.0	25.0	25.0	25.0	25.0	25.0	25.0	25.0	25.0	25.0
Indicator value	10.0	11.4	11.9	11.8	11.6	11.8	11.9	11.8	11.7	11.7	6.6	7.2

Reactor Coolant System Leakage	1/04	2/04	3/04	4/04	5/04	6/04	7/04	8/04	9/04	10/04	11/04	12/04
Maximum leakage	1.625	1.643	1.638	1.640	1.740	1.632	1.638	1.628	1.620	1.637	1.455	1.652
Technical specification limit	25.0	25.0	25.0	25.0	25.0	25.0	25.0	25.0	25.0	25.0	25.0	25.0
Indicator value	6.5	6.6	6.6	6.6	7.0	6.5	6.6	6.5	6.5	6.5	5.8	6.6

Licensee Comments: none

Drill/Exercise Performance



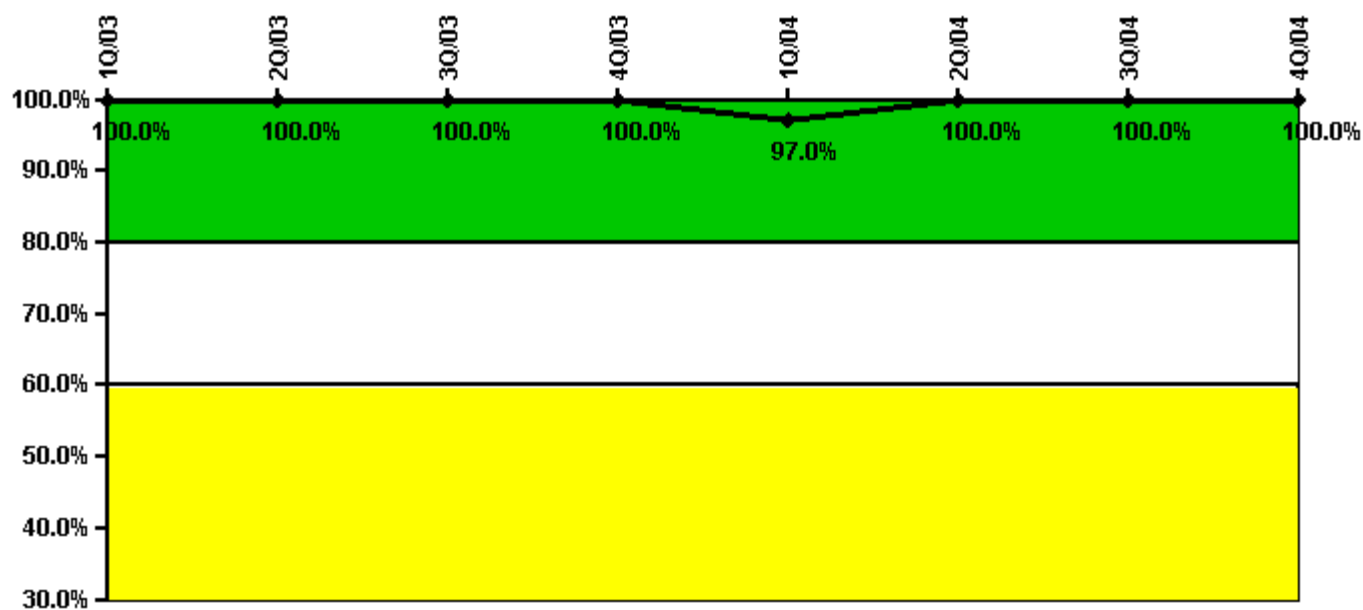
Thresholds: White < 90.0% Yellow < 70.0%

Notes

Drill/Exercise Performance	1Q/03	2Q/03	3Q/03	4Q/03	1Q/04	2Q/04	3Q/04	4Q/04
Successful opportunities	27.0	56.0	56.0	0	22.0	32.0	10.0	29.0
Total opportunities	30.0	62.0	58.0	0	22.0	34.0	10.0	30.0
Indicator value	93.9%	93.4%	94.3%	94.5%	94.7%	94.3%	94.5%	94.3%

Licensee Comments: none

ERO Drill Participation



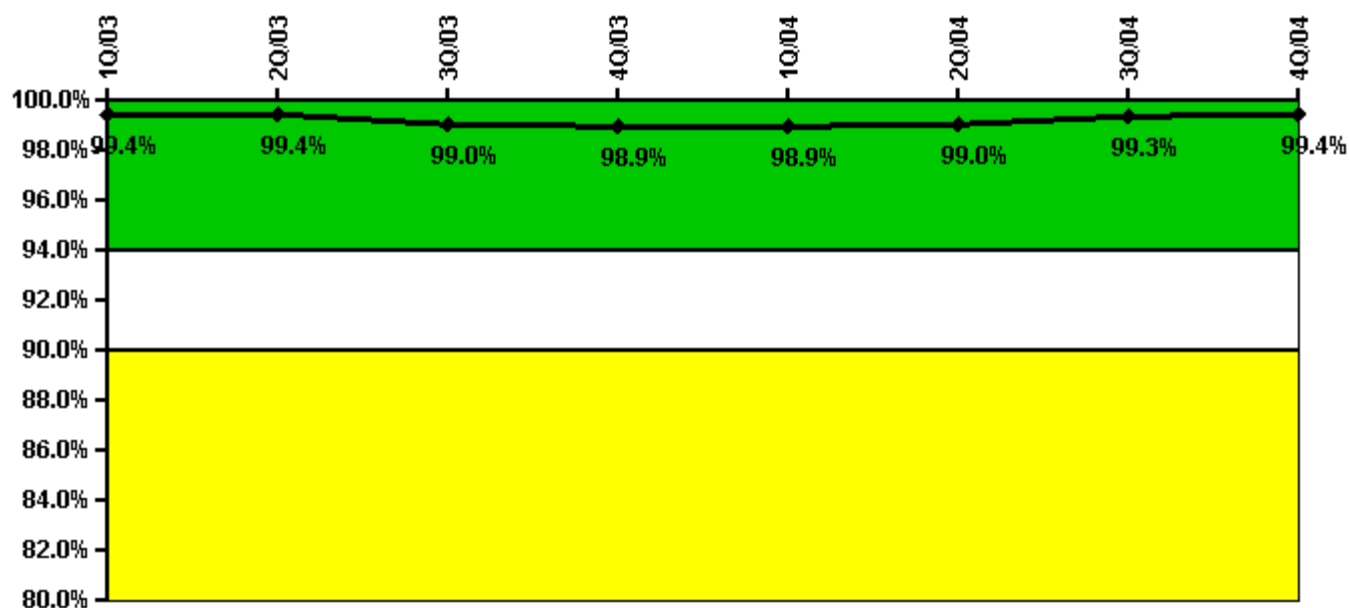
Thresholds: White < 80.0% Yellow < 60.0%

Notes

ERO Drill Participation	1Q/03	2Q/03	3Q/03	4Q/03	1Q/04	2Q/04	3Q/04	4Q/04
Participating Key personnel	51.0	50.0	50.0	49.0	64.0	60.0	62.0	59.0
Total Key personnel	51.0	50.0	50.0	49.0	66.0	60.0	62.0	59.0
Indicator value	100.0%	100.0%	100.0%	100.0%	97.0%	100.0%	100.0%	100.0%

Licensee Comments: none

Alert & Notification System



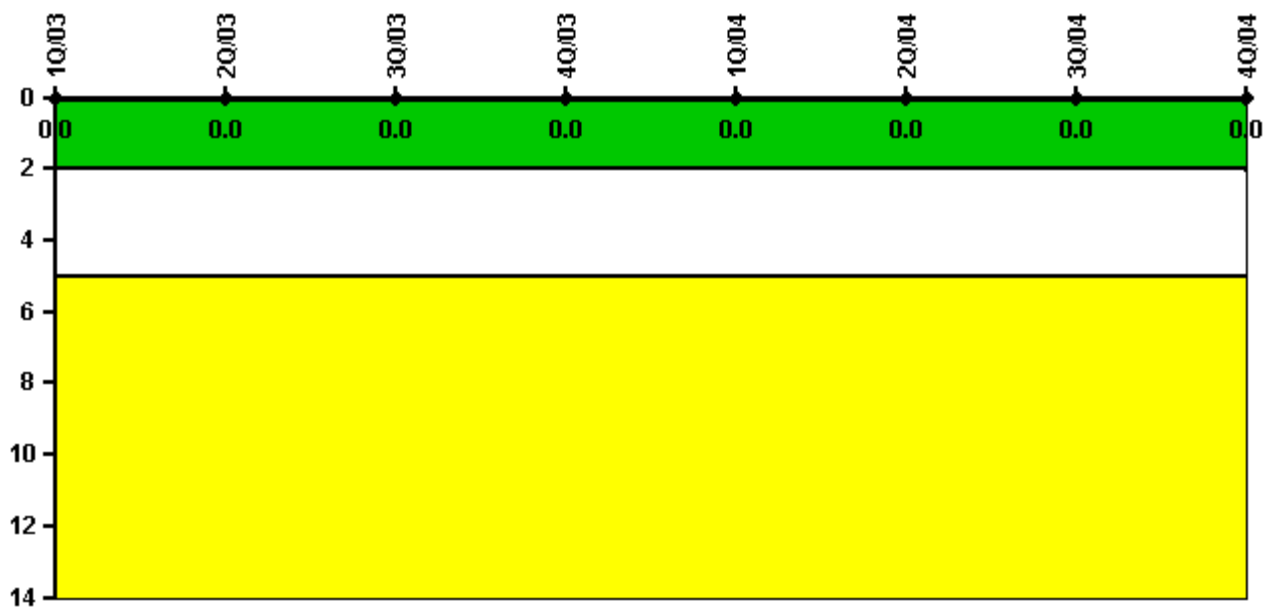
Thresholds: White < 94.0% Yellow < 90.0%

Notes

Alert & Notification System	1Q/03	2Q/03	3Q/03	4Q/03	1Q/04	2Q/04	3Q/04	4Q/04
Successful siren-tests	4961	4974	4897	4964	4974	4943	5005	5045
Total sirens-tests	4977	5056	4994	4992	4992	4992	5055	5057
Indicator value	99.4%	99.4%	99.0%	98.9%	98.9%	99.0%	99.3%	99.4%

Licensee Comments: none

Occupational Exposure Control Effectiveness



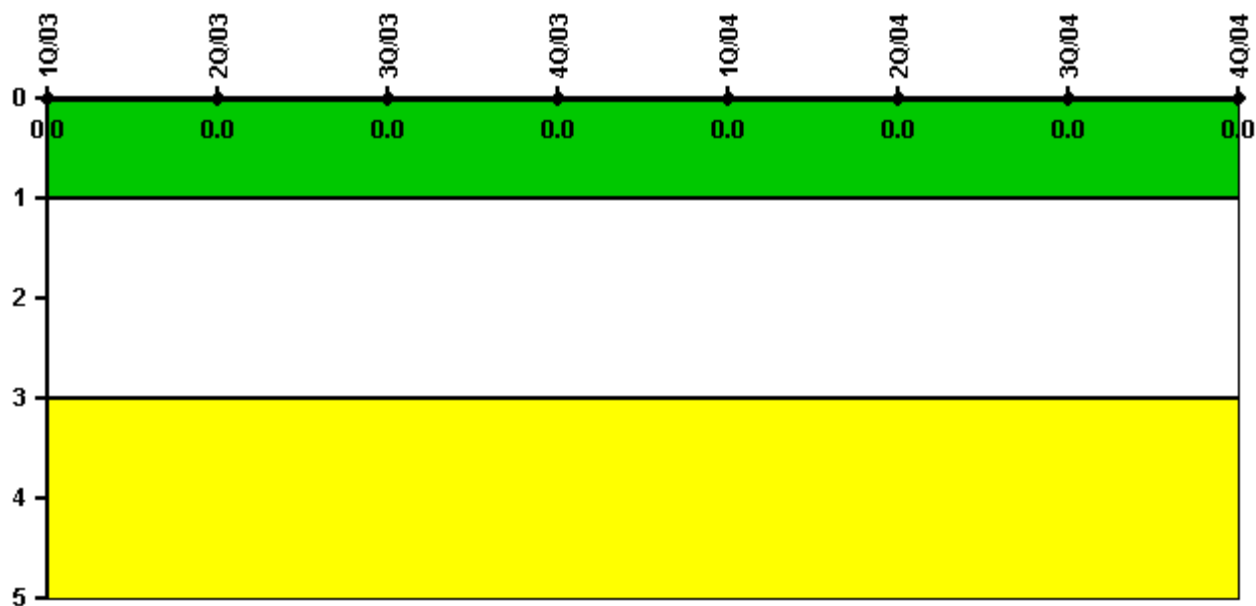
Thresholds: White > 2.0 Yellow > 5.0

Notes

Occupational Exposure Control Effectiveness	1Q/03	2Q/03	3Q/03	4Q/03	1Q/04	2Q/04	3Q/04	4Q/04
High radiation area occurrences	0	0	0	0	0	0	0	0
Very high radiation area occurrences	0	0	0	0	0	0	0	0
Unintended exposure occurrences	0	0	0	0	0	0	0	0
Indicator value	0	0	0	0	0	0	0	0

Licensee Comments: none

RETS/ODCM Radiological Effluent



Thresholds: White > 1.0 Yellow > 3.0

Notes

RETS/ODCM Radiological Effluent	1Q/03	2Q/03	3Q/03	4Q/03	1Q/04	2Q/04	3Q/04	4Q/04
RETS/ODCM occurrences	0	0	0	0	0	0	0	0
Indicator value	0	0	0	0	0	0	0	0

Licensee Comments: none

[Physical Protection](#) information not publicly available.

▲ [Action Matrix Summary](#) | [Inspection Findings Summary](#) | [PI Summary](#) | [Reactor Oversight Process](#)

Last Modified: March 9, 2005