

# Prairie Island 1

## 3Q/2004 Performance Indicators

Licensee's General Comments: none

### Unplanned Scrams per 7000 Critical Hrs



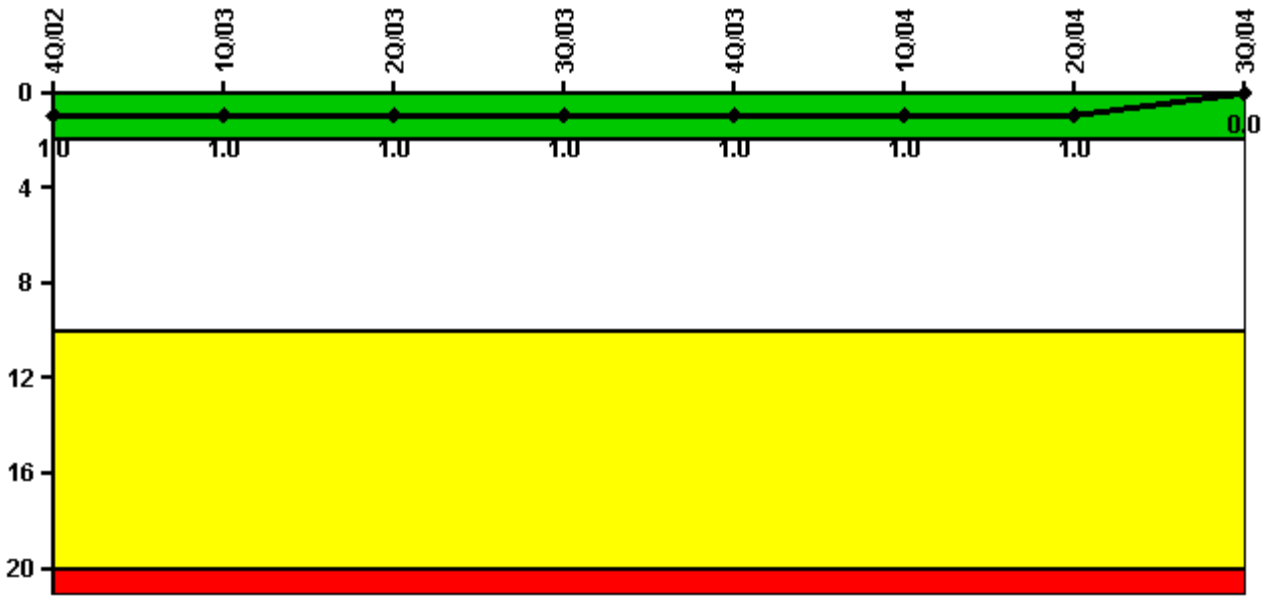
Thresholds: White > 3.0 Yellow > 6.0 Red > 25.0

### Notes

Unplanned Scrams per 7000 Critical Hrs	4Q/02	1Q/03	2Q/03	3Q/03	4Q/03	1Q/04	2Q/04	3Q/04
Unplanned scrams	1.0	0	0	0	0	0	0	0
Critical hours	1736.3	2160.0	2183.0	2208.0	2209.0	2184.0	2183.0	1724.7
Indicator value	0.8	0.8	0.8	0.8	0	0	0	0

Licensee Comments: none

### Scrams with Loss of Normal Heat Removal



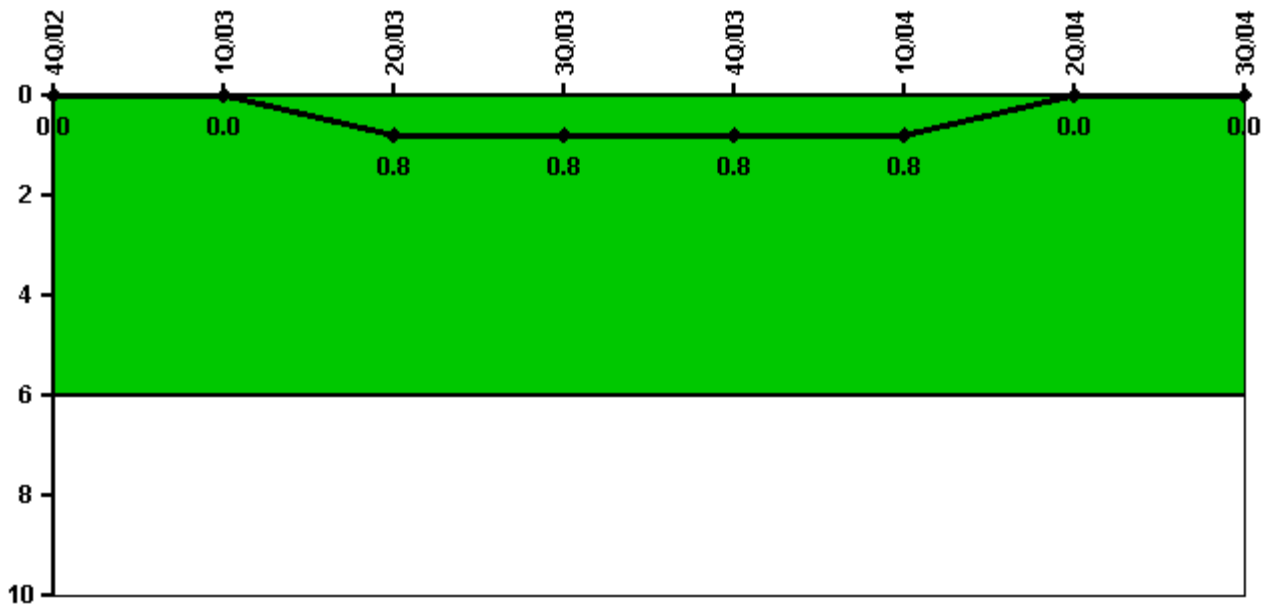
Thresholds: White > 2.0 Yellow > 10.0 Red > 20.0

#### Notes

Scrams with Loss of Normal Heat Removal	4Q/02	1Q/03	2Q/03	3Q/03	4Q/03	1Q/04	2Q/04	3Q/04
Scrams	0	0	0	0	0	0	0	0
Indicator value	1.0	1.0	1.0	1.0	1.0	1.0	1.0	0

Licensee Comments: none

### Unplanned Power Changes per 7000 Critical Hrs



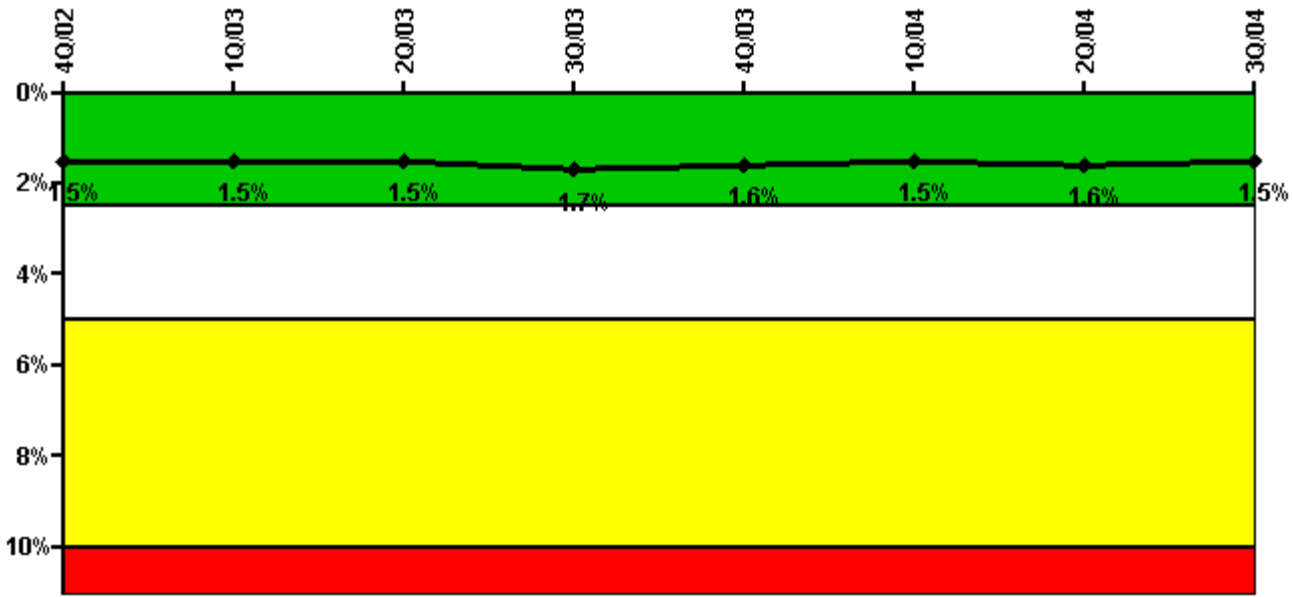
Thresholds: White > 6.0

#### Notes

Unplanned Power Changes per 7000 Critical Hrs	4Q/02	1Q/03	2Q/03	3Q/03	4Q/03	1Q/04	2Q/04	3Q/04
Unplanned power changes	0	0	1.0	0	0	0	0	0
Critical hours	1736.3	2160.0	2183.0	2208.0	2209.0	2184.0	2183.0	1724.7
Indicator value	0	0	0.8	0.8	0.8	0.8	0	0

Licensee Comments: none

### Safety System Unavailability, Emergency AC Power



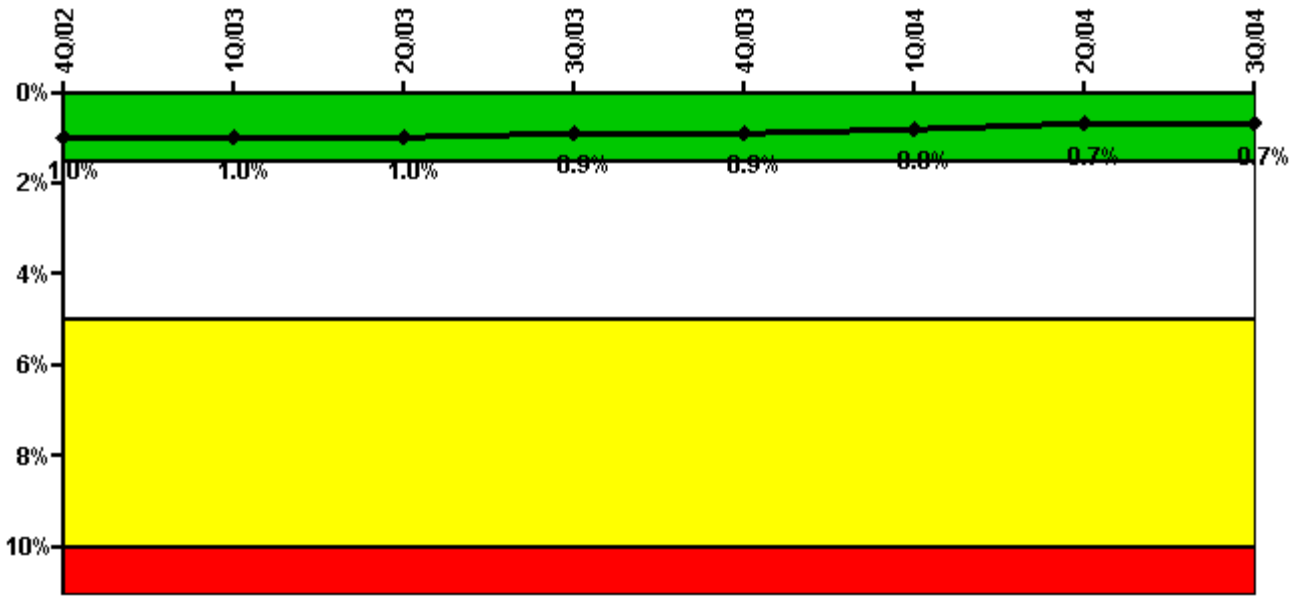
Thresholds: White > 2.5% Yellow > 5.0% Red > 10.0%

#### Notes

Safety System Unavailability, Emergency AC Power	4Q/02	1Q/03	2Q/03	3Q/03	4Q/03	1Q/04	2Q/04	3Q/04
<b>Train 1</b>								
Planned unavailable hours	10.54	13.76	10.30	40.82	12.99	42.12	15.95	16.27
Unplanned unavailable hours	0	0	0	0	0	0	0	0
Fault exposure hours	0	0	0	0	0	0	0	0
Effective Reset hours	0	0	0	0	0	0	0	0
Required hours	2209.00	2160.00	2183.00	2208.00	2209.00	2184.00	2183.00	1890.12
<b>Train 2</b>								
Planned unavailable hours	12.83	12.47	21.34	9.48	28.05	6.60	43.03	13.79
Unplanned unavailable hours	17.10	0	2.87	71.33	0	21.92	7.62	0
Fault exposure hours	0	0	0	0	0	0	0	0
Effective Reset hours	0	0	0	0	0	0	0	0
Required hours	2209.00	2160.00	2183.00	2208.00	2209.00	2184.00	2183.00	1890.12
<b>Indicator value</b>	<b>1.5%</b>	<b>1.5%</b>	<b>1.5%</b>	<b>1.7%</b>	<b>1.6%</b>	<b>1.5%</b>	<b>1.6%</b>	<b>1.5%</b>

Licensee Comments: none

### Safety System Unavailability, High Pressure Injection System (HPSI)



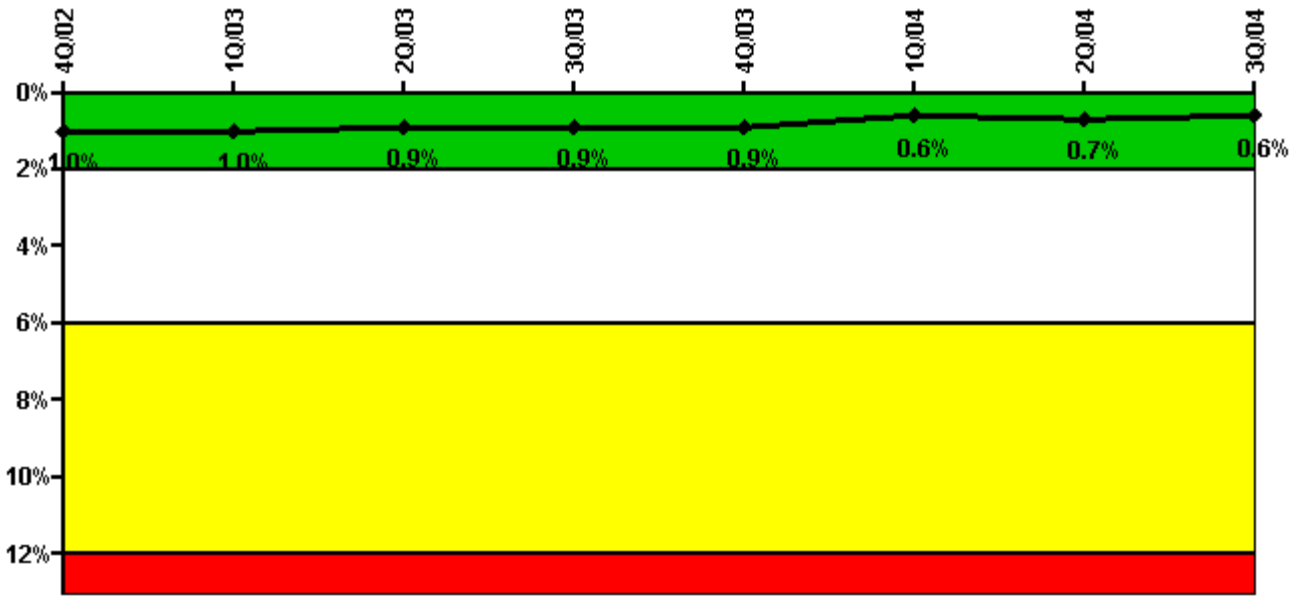
Thresholds: White > 1.5% Yellow > 5.0% Red > 10.0%

**Notes**

Safety System Unavailability, High Pressure Injection System (HPSI)	4Q/02	1Q/03	2Q/03	3Q/03	4Q/03	1Q/04	2Q/04	3Q/04
<b>Train 1</b>								
Planned unavailable hours	17.41	0.80	7.33	9.23	0	41.39	5.75	15.90
Unplanned unavailable hours	0	0	0	0	0	0	0	0
Fault exposure hours	0	0	0	0	0	0	0	0
Effective Reset hours	0	0	0	0	0	0	0	0
Required hours	1736.30	2160.00	2183.00	2208.00	2209.00	2184.00	2183.00	1742.50
<b>Train 2</b>								
Planned unavailable hours	14.69	12.83	8.57	0	16.32	0	8.72	25.55
Unplanned unavailable hours	17.10	0	0	0	8.18	0	0	0
Fault exposure hours	0	0	0	0	0	0	0	0
Effective Reset hours	0	0	0	0	0	0	0	0
Required hours	1736.30	2160.00	2183.00	2208.00	2209.00	2184.00	2183.00	1731.53
<b>Indicator value</b>	<b>1.0%</b>	<b>1.0%</b>	<b>1.0%</b>	<b>0.9%</b>	<b>0.9%</b>	<b>0.8%</b>	<b>0.7%</b>	<b>0.7%</b>

Licensee Comments: none

### Safety System Unavailability, Heat Removal System (AFW)



Thresholds: White > 2.0% Yellow > 6.0% Red > 12.0%

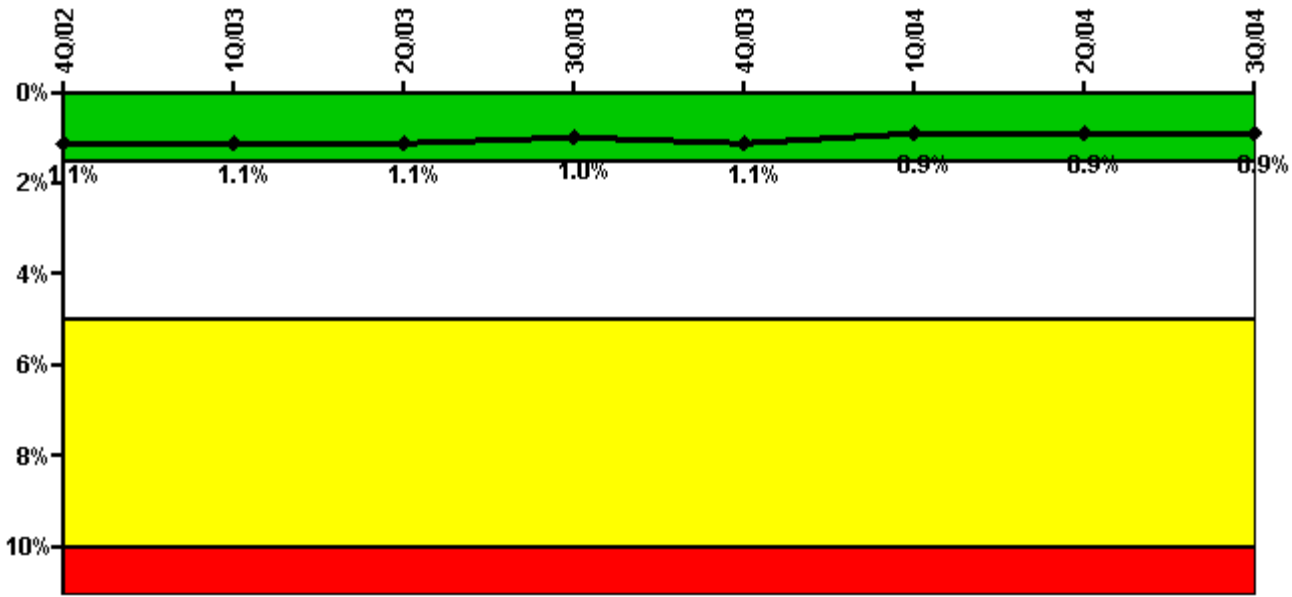
#### Notes

Safety System Unavailability, Heat Removal System (AFW)	4Q/02	1Q/03	2Q/03	3Q/03	4Q/03	1Q/04	2Q/04	3Q/04
<b>Train 1</b>								
Planned unavailable hours	5.45	3.59	6.55	4.67	4.11	13.75	26.69	4.47
Unplanned unavailable hours	0	0	0	0	0	0	0	0
Fault exposure hours	0	0	0	0	0	0	0	0
Effective Reset hours	0	0	0	0	0	0	0	0
Required hours	1736.30	2160.00	2183.00	2208.00	2209.00	2184.00	2183.00	1731.53
<b>Train 2</b>								
Planned unavailable hours	6.95	0.82	4.98	4.10	27.42	5.18	6.88	8.92
Unplanned unavailable hours	17.10	0	0	0	0	0	0	0
Fault exposure hours	0	0	0	0	0	0	0	0
Effective Reset hours	0	0	0	0	0	0	0	0
Required hours	1736.30	2160.00	2183.00	2208.00	2209.00	2184.00	2183.00	1742.50
<b>Indicator value</b>	<b>1.0%</b>	<b>1.0%</b>	<b>0.9%</b>	<b>0.9%</b>	<b>0.9%</b>	<b>0.6%</b>	<b>0.7%</b>	<b>0.6%</b>

Licensee Comments:

3Q/04: An engineering evaluation to determine Train 1 availability is continuing.

### Safety System Unavailability, Residual Heat Removal System



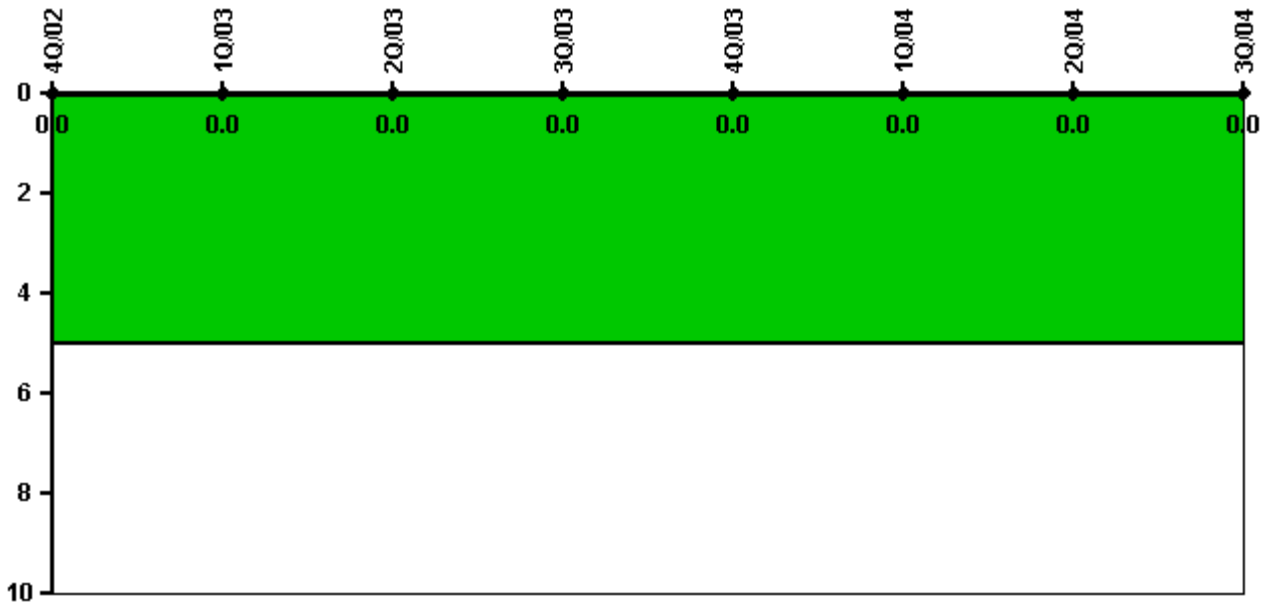
Thresholds: White > 1.5% Yellow > 5.0% Red > 10.0%

**Notes**

Safety System Unavailability, Residual Heat Removal System	4Q/02	1Q/03	2Q/03	3Q/03	4Q/03	1Q/04	2Q/04	3Q/04
<b>Train 1</b>								
Planned unavailable hours	10.87	0.53	8.98	14.85	3.61	42.39	7.55	17.05
Unplanned unavailable hours	0	0	0	0	0	0	0	0
Fault exposure hours	0	0	0	0	0	0	0	0
Effective Reset hours	0	0	0	0	0	0	0	0
Required hours	2209.00	2160.00	2183.00	2208.00	2209.00	2184.00	2183.00	1890.12
<b>Train 2</b>								
Planned unavailable hours	13.22	12.83	23.02	1.03	22.75	5.85	10.07	27.37
Unplanned unavailable hours	17.10	8.25	0	0	8.18	0	0	0
Fault exposure hours	0	0	0	0	0	0	0	0
Effective Reset hours	0	0	0	0	0	0	0	0
Required hours	2209.00	2160.00	2183.00	2208.00	2209.00	2184.00	2183.00	1890.12
<b>Indicator value</b>	<b>1.1%</b>	<b>1.1%</b>	<b>1.1%</b>	<b>1.0%</b>	<b>1.1%</b>	<b>0.9%</b>	<b>0.9%</b>	<b>0.9%</b>

Licensee Comments: none

### Safety System Functional Failures (PWR)



Thresholds: White > 5.0

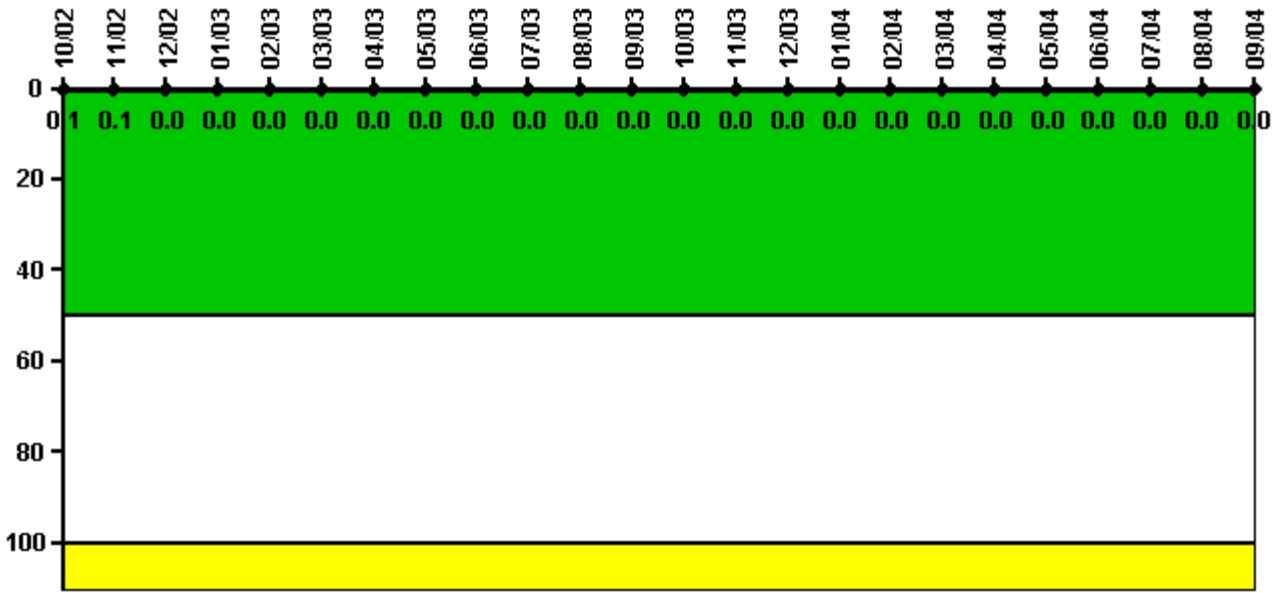
#### Notes

Safety System Functional Failures (PWR)	4Q/02	1Q/03	2Q/03	3Q/03	4Q/03	1Q/04	2Q/04	3Q/04
Safety System Functional Failures	0	0	0	0	0	0	0	0
Indicator value	0	0	0	0	0	0	0	0

Licensee Comments: none



### Reactor Coolant System Activity



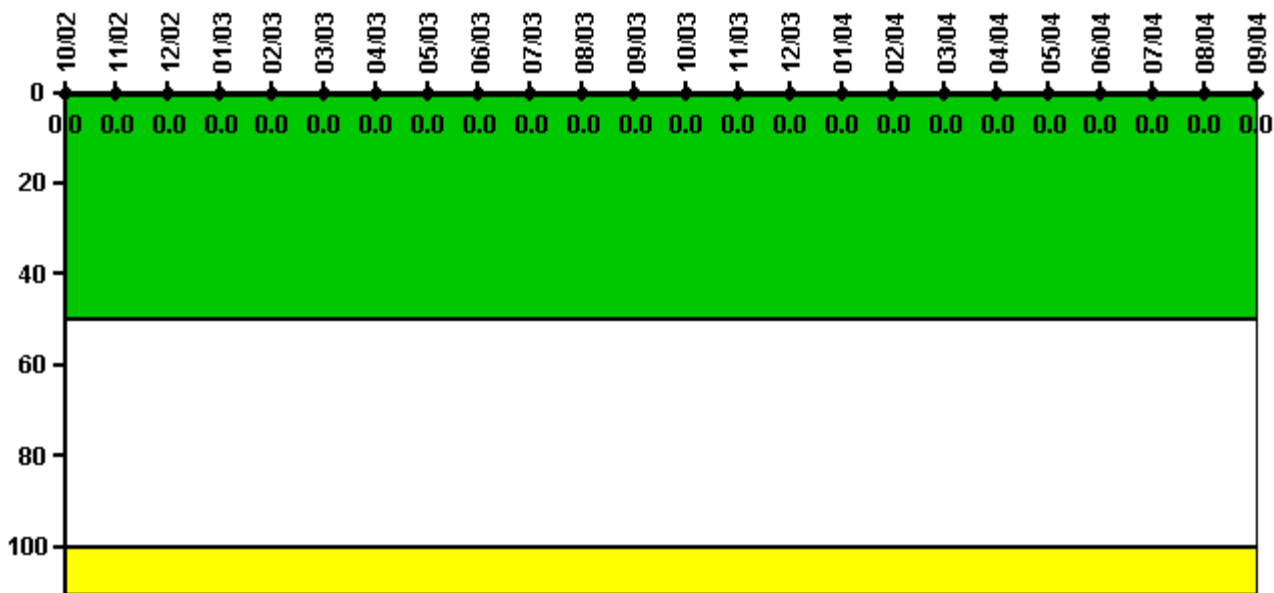
Thresholds: White > 50.0 Yellow > 100.0

#### Notes

Reactor Coolant System Activity	10/02	11/02	12/02	1/03	2/03	3/03	4/03	5/03	6/03	7/03	8/03	9/03
Maximum activity	0.000590	0.000610	0.000170	0.000300	0.000210	0.000220	0.000230	0.000310	0.000260	0.000340	0.000260	0.000280
Technical specification limit	1.0	1.0	1.0	1.0	1.0	1.0	1.0	1.0	1.0	1.0	1.0	1.0
Indicator value	0.1	0.1	0	0	0	0	0	0	0	0	0	0
Reactor Coolant System Activity	10/03	11/03	12/03	1/04	2/04	3/04	4/04	5/04	6/04	7/04	8/04	9/04
Maximum activity	0.000260	0.000490	0.000290	0.000320	0.000310	0.000330	0.000340	0.000340	0.000350	0.000360	0.000370	0.000250
Technical specification limit	1.0	1.0	1.0	1.0	1.0	1.0	1.0	1.0	1.0	1.0	1.0	1.0
Indicator value	0	0	0	0	0	0	0	0	0	0	0	0

Licensee Comments: none

### Reactor Coolant System Leakage



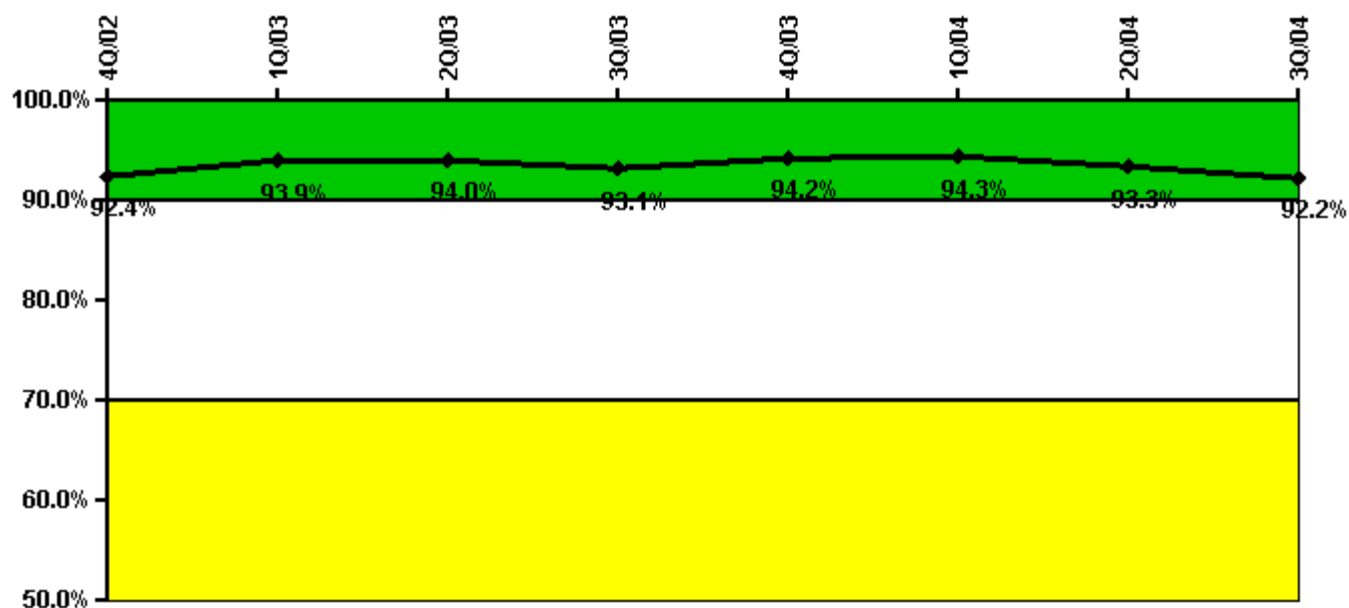
Thresholds: White > 50.0 Yellow > 100.0

#### Notes

Reactor Coolant System Leakage	10/02	11/02	12/02	1/03	2/03	3/03	4/03	5/03	6/03	7/03	8/03	9/03
Maximum leakage	0	0	0	0	0	0	0	0	0	0	0	0
Technical specification limit	10.0	10.0	10.0	10.0	10.0	10.0	10.0	10.0	10.0	10.0	10.0	10.0
Indicator value	0	0	0	0	0	0	0	0	0	0	0	0
Reactor Coolant System Leakage	10/03	11/03	12/03	1/04	2/04	3/04	4/04	5/04	6/04	7/04	8/04	9/04
Maximum leakage	0	0	0	0	0	0	0	0	0	0	0	0
Technical specification limit	10.0	10.0	10.0	10.0	10.0	10.0	10.0	10.0	10.0	10.0	10.0	10.0
Indicator value	0	0	0	0	0	0	0	0	0	0	0	0

Licensee Comments: none

### Drill/Exercise Performance



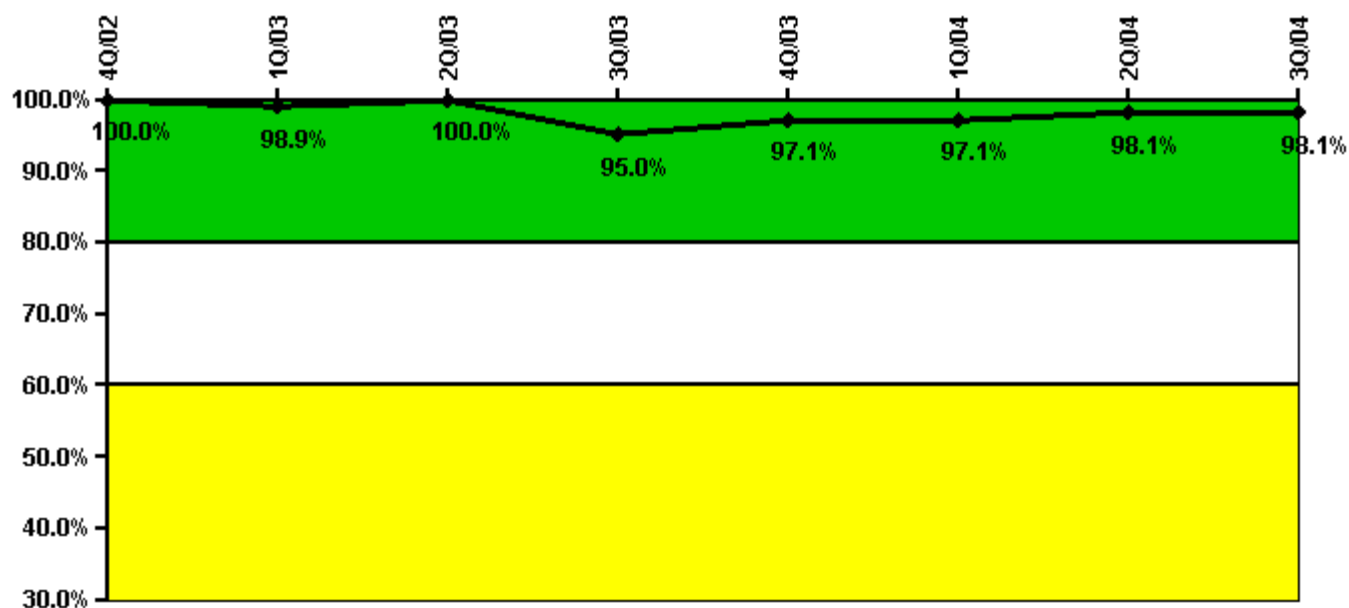
Thresholds: White < 90.0% Yellow < 70.0%

#### Notes

Drill/Exercise Performance	4Q/02	1Q/03	2Q/03	3Q/03	4Q/03	1Q/04	2Q/04	3Q/04
Successful opportunities	34.0	28.0	26.0	24.0	27.0	18.0	27.0	30.0
Total opportunities	36.0	29.0	27.0	27.0	29.0	19.0	33.0	32.0
Indicator value	92.4%	93.9%	94.0%	93.1%	94.2%	94.3%	93.3%	92.2%

Licensee Comments: none

### ERO Drill Participation



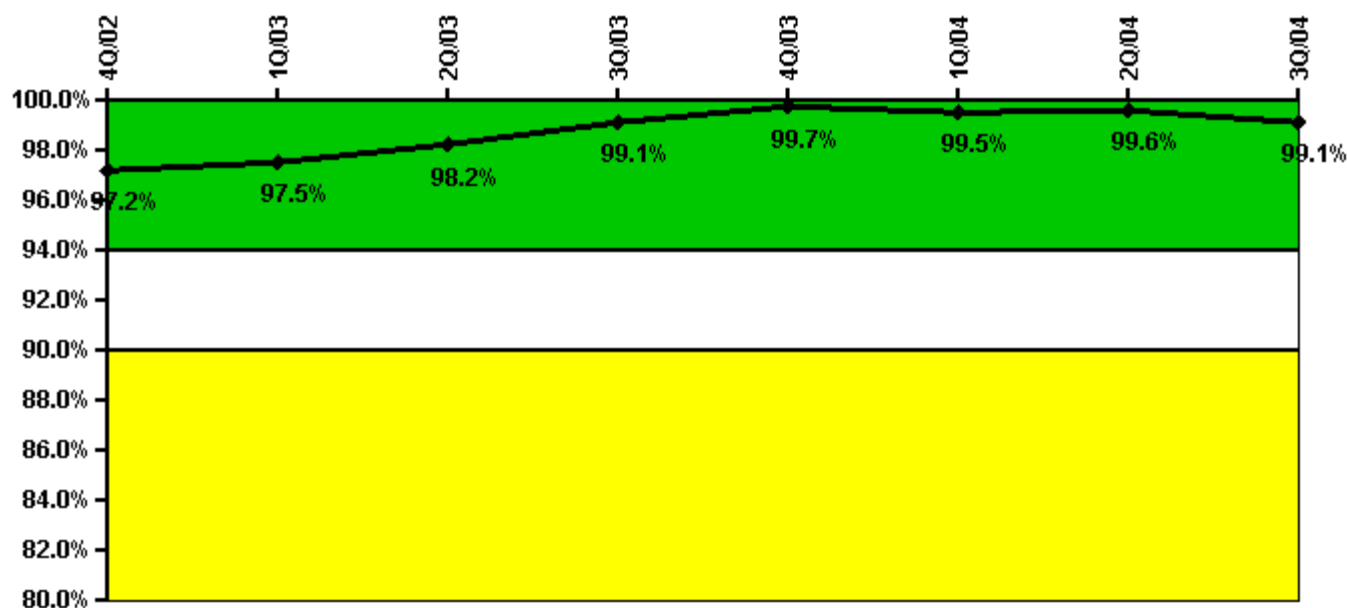
Thresholds: White < 80.0% Yellow < 60.0%

#### Notes

ERO Drill Participation	4Q/02	1Q/03	2Q/03	3Q/03	4Q/03	1Q/04	2Q/04	3Q/04
Participating Key personnel	99.0	94.0	98.0	95.0	102.0	101.0	101.0	101.0
Total Key personnel	99.0	95.0	98.0	100.0	105.0	104.0	103.0	103.0
Indicator value	100.0%	98.9%	100.0%	95.0%	97.1%	97.1%	98.1%	98.1%

Licensee Comments: none

### Alert & Notification System



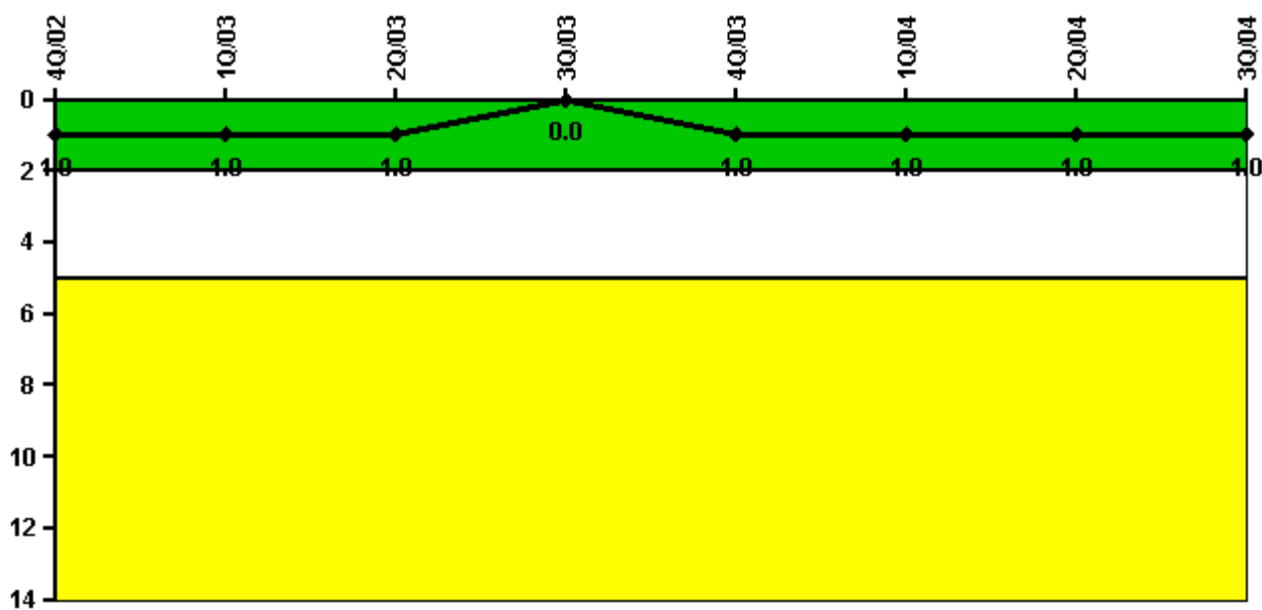
Thresholds: White < 94.0% Yellow < 90.0%

#### Notes

Alert & Notification System	4Q/02	1Q/03	2Q/03	3Q/03	4Q/03	1Q/04	2Q/04	3Q/04
Successful siren-tests	308	314	312	315	1152	1354	1363	1332
Total sirens-tests	315	315	315	315	1155	1365	1365	1365
Indicator value	97.2%	97.5%	98.2%	99.1%	99.7%	99.5%	99.6%	99.1%

Licensee Comments: none

### Occupational Exposure Control Effectiveness



Thresholds: White > 2.0 Yellow > 5.0

#### Notes

Occupational Exposure Control Effectiveness	4Q/02	1Q/03	2Q/03	3Q/03	4Q/03	1Q/04	2Q/04	3Q/04
High radiation area occurrences	0	0	0	0	1	0	0	0
Very high radiation area occurrences	0	0	0	0	0	0	0	0
Unintended exposure occurrences	0	0	0	0	0	0	0	0
<b>Indicator value</b>	<b>1</b>	<b>1</b>	<b>1</b>	<b>0</b>	<b>1</b>	<b>1</b>	<b>1</b>	<b>1</b>

Licensee Comments: none

### RETS/ODCM Radiological Effluent



Thresholds: White > 1.0 Yellow > 3.0

#### Notes

RETS/ODCM Radiological Effluent	4Q/02	1Q/03	2Q/03	3Q/03	4Q/03	1Q/04	2Q/04	3Q/04
RETS/ODCM occurrences	0	0	0	0	0	0	0	0
Indicator value	0	0	0	0	0	0	0	0

Licensee Comments: none

[Physical Protection](#) information not publicly available.