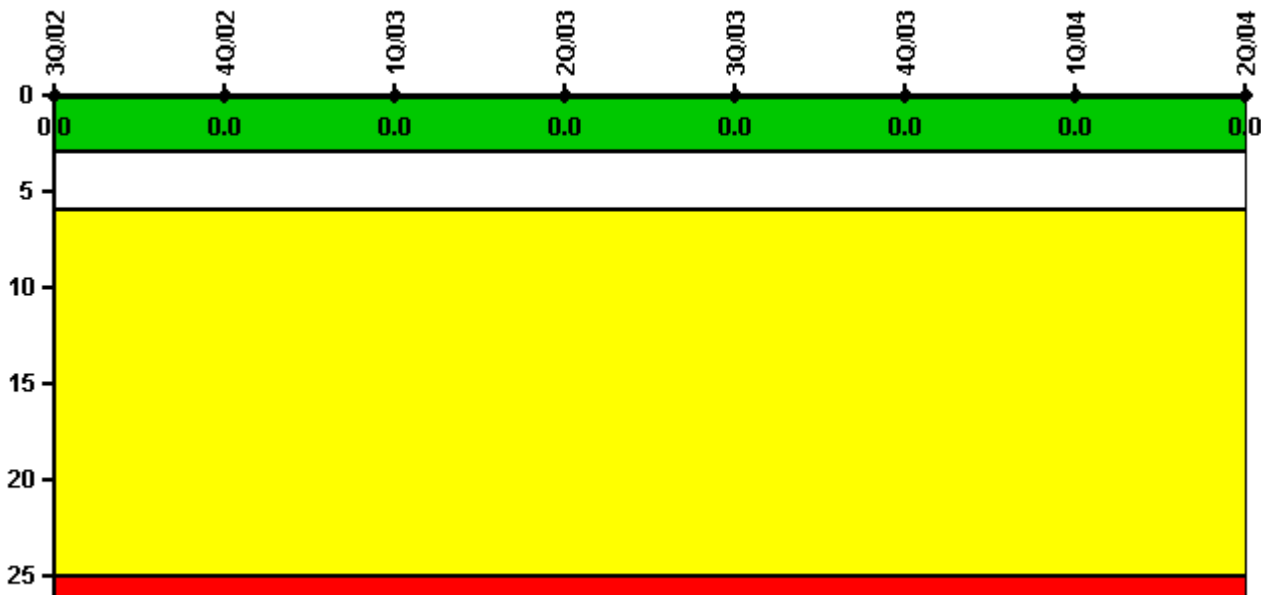


Three Mile Island 1

2Q/2004 Performance Indicators

Licensee's General Comments: none

Unplanned Scrams per 7000 Critical Hrs



Thresholds: White > 3.0 Yellow > 6.0 Red > 25.0

Notes

Unplanned Scrams per 7000 Critical Hrs	3Q/02	4Q/02	1Q/03	2Q/03	3Q/03	4Q/03	1Q/04	2Q/04
Unplanned scrams	0	0	0	0	0	0	0	0
Critical hours	2208.0	2209.0	2160.0	2183.0	2208.0	1080.7	2184.0	2183.0
Indicator value	0	0	0	0	0	0	0	0

Licensee Comments: none

Scrams with Loss of Normal Heat Removal



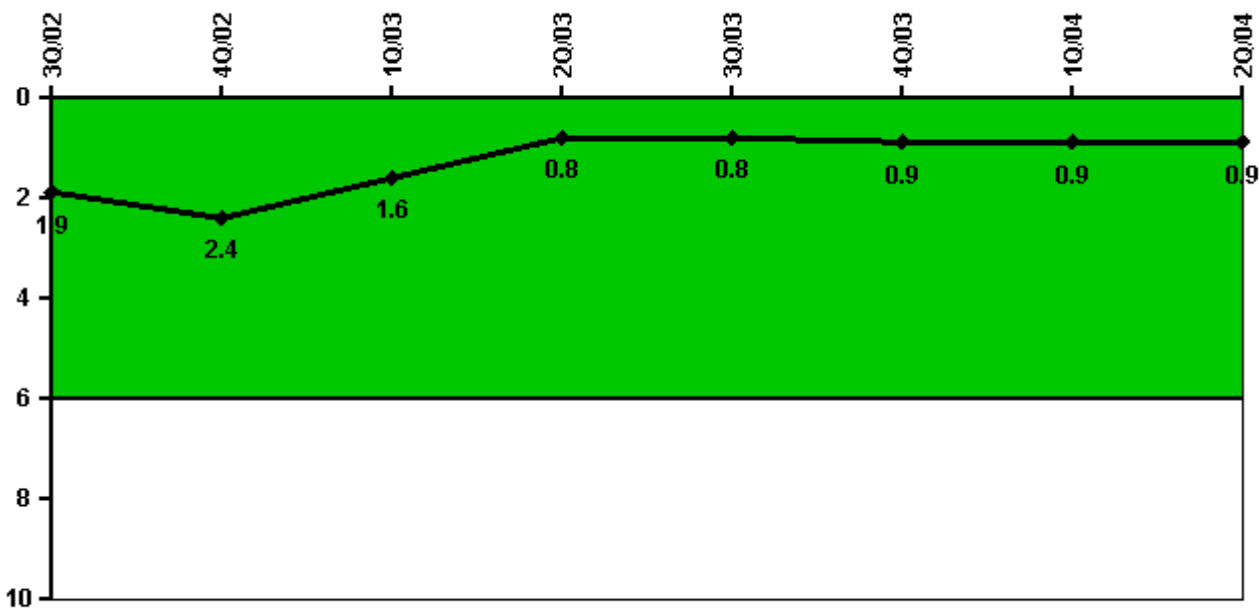
Thresholds: White > 2.0 Yellow > 10.0 Red > 20.0

Notes

Scrams with Loss of Normal Heat Removal	3Q/02	4Q/02	1Q/03	2Q/03	3Q/03	4Q/03	1Q/04	2Q/04
Scrams	0	0	0	0	0	0	0	0
Indicator value	0	0	0	0	0	0	0	0

Licensee Comments: none

Unplanned Power Changes per 7000 Critical Hrs



Thresholds: White > 6.0

Notes

Unplanned Power Changes per 7000 Critical Hrs	3Q/02	4Q/02	1Q/03	2Q/03	3Q/03	4Q/03	1Q/04	2Q/04
Unplanned power changes	0	1.0	0	0	0	1.0	0	0
Critical hours	2208.0	2209.0	2160.0	2183.0	2208.0	1080.7	2184.0	2183.0
Indicator value	1.9	2.4	1.6	0.8	0.8	0.9	0.9	0.9

Licensee Comments: none

Safety System Unavailability, Emergency AC Power



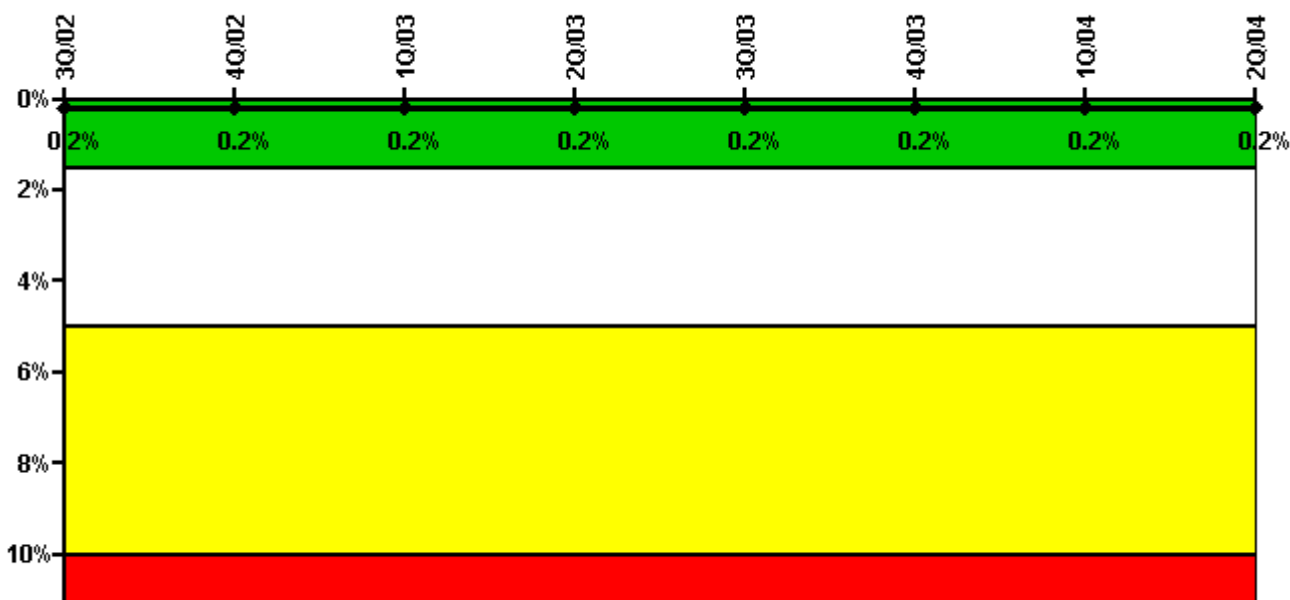
Thresholds: White > 2.5% Yellow > 5.0% Red > 10.0%

Notes

Safety System Unavailability, Emergency AC Power	3Q/02	4Q/02	1Q/03	2Q/03	3Q/03	4Q/03	1Q/04	2Q/04
Train 1								
Planned unavailable hours	10.56	21.53	11.50	11.82	23.42	22.22	10.41	8.31
Unplanned unavailable hours	15.04	0	0	0	0	2.00	0	0
Fault exposure hours	0	0	0	0	0	0	0	0
Effective Reset hours	0	0	0	0	0	0	0	0
Required hours	2208.00	2209.00	2160.00	2183.00	2208.00	1784.00	2184.00	2183.00
Train 2								
Planned unavailable hours	15.39	9.00	13.25	12.11	10.81	21.94	14.69	11.05
Unplanned unavailable hours	0	6.92	0	0	0	0	0	0
Fault exposure hours	0	0	0	0	0	0	0	0
Effective Reset hours	0	0	0	0	0	0	0	0
Required hours	2208.00	2209.00	2160.00	2183.00	2208.00	1784.00	2184.00	2183.00
Indicator value	0.7%	0.7%	0.7%	0.7%	0.7%	0.7%	0.7%	0.7%

Licensee Comments: none

Safety System Unavailability, High Pressure Injection System (HPSI)



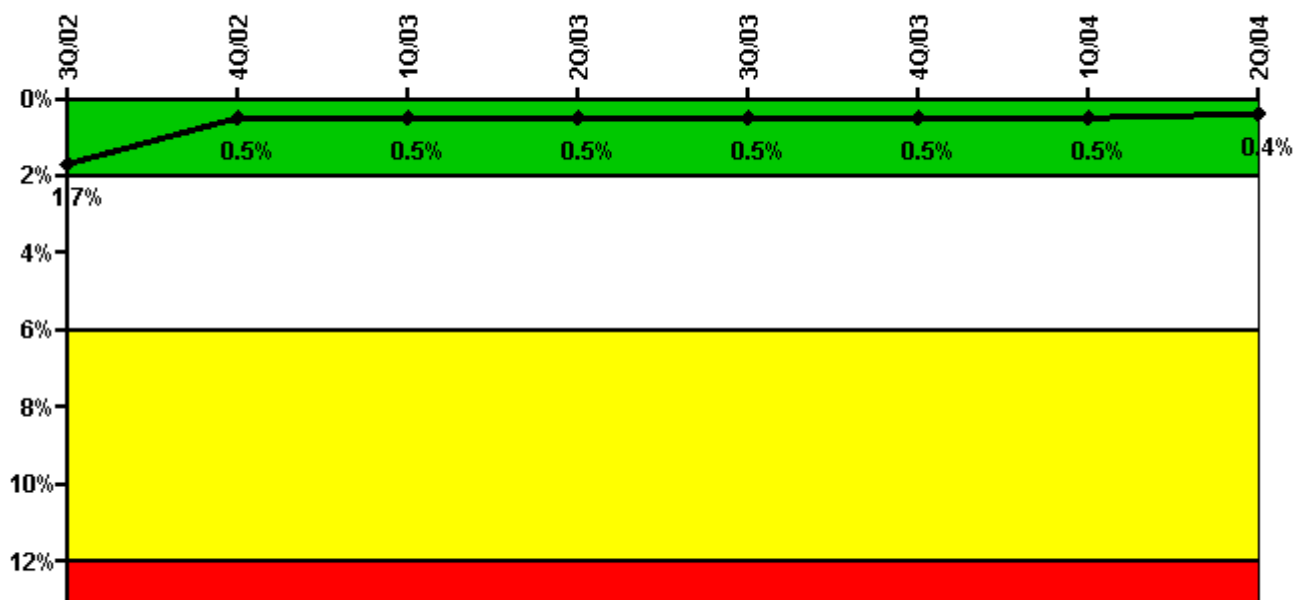
Thresholds: White > 1.5% Yellow > 5.0% Red > 10.0%

Notes

Safety System Unavailability, High Pressure Injection System (HPSI)	3Q/02	4Q/02	1Q/03	2Q/03	3Q/03	4Q/03	1Q/04	2Q/04
Train 1								
Planned unavailable hours	0.50	0.23	25.00	0	0.77	0.83	5.37	0.62
Unplanned unavailable hours	5.55	0	0	0	0	0	5.60	0
Fault exposure hours	0	0	0	0	0	0	0	0
Effective Reset hours	0	0	0	0	0	0	0	0
Required hours	2208.00	2209.00	2160.00	2183.00	2208.00	1111.10	2184.00	2183.00
Train 2								
Planned unavailable hours	20.22	0	0	0.27	0.36	0	0.67	26.82
Unplanned unavailable hours	1.30	0	1.79	0	0	0	0	0
Fault exposure hours	6.97	0	0	0	0	0	0	0
Effective Reset hours	0	0	0	0	0	0	0	0
Required hours	2208.00	2209.00	2160.00	2183.00	2208.00	1111.10	2184.00	2183.00
Indicator value	0.2%	0.2%	0.2%	0.2%	0.2%	0.2%	0.2%	0.2%

Licensee Comments: none

Safety System Unavailability, Heat Removal System (AFW)



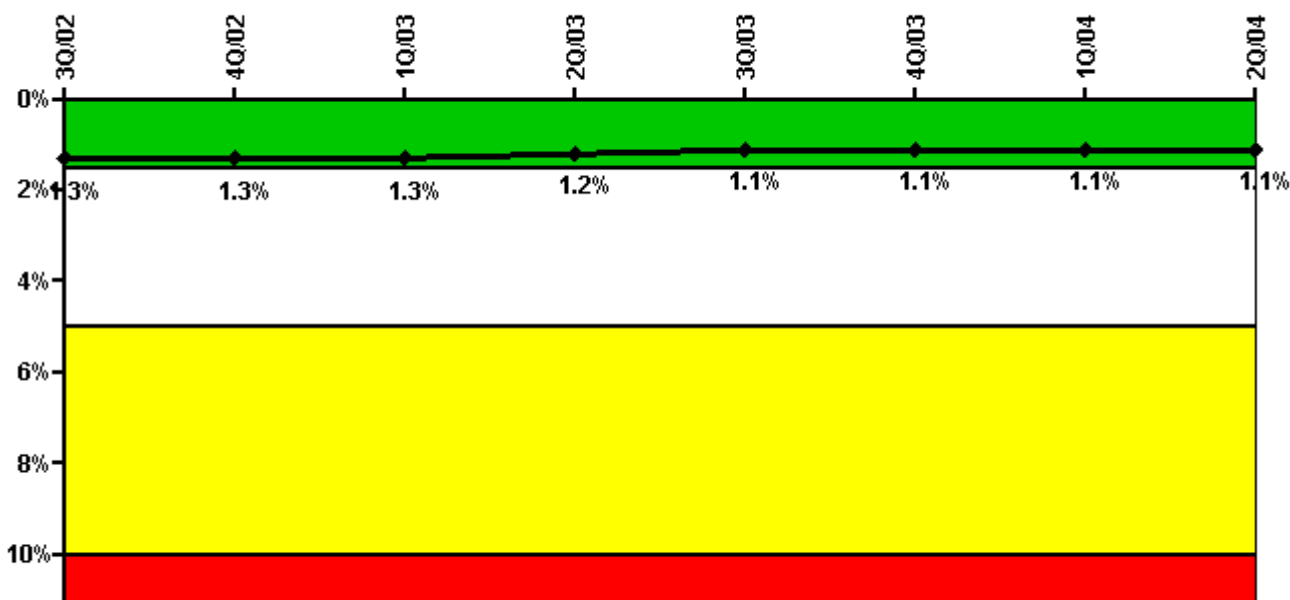
Thresholds: White > 2.0% Yellow > 6.0% Red > 12.0%

Notes

Safety System Unavailability, Heat Removal System (AFW)	3Q/02	4Q/02	1Q/03	2Q/03	3Q/03	4Q/03	1Q/04	2Q/04
Train 1								
Planned unavailable hours	14.44	23.52	5.01	17.98	6.07	21.37	7.44	16.09
Unplanned unavailable hours	0	0	0	0	0	0	0	0
Fault exposure hours	0	0	0	0	0	0	0	0
Effective Reset hours	0	0	0	0	0	0	0	0
Required hours	2208.00	2209.00	2160.00	2183.00	2208.00	1166.00	2184.00	2183.00
Train 2								
Planned unavailable hours	0.42	5.07	0	0	0	7.18	0	23.00
Unplanned unavailable hours	0	0	0	0	0	0	0	0
Fault exposure hours	0	0	0	0	0	0	0	0
Effective Reset hours	0	932.28	0	0	0	0	0	0
Required hours	2208.00	2209.00	2160.00	2183.00	2208.00	1166.00	2184.00	2183.00
Train 3								
Planned unavailable hours	0	0	6.98	0	0	8.08	0	0
Unplanned unavailable hours	0	0	0	0	0	0	2.65	0
Fault exposure hours	0	0	0	0	0	0	0	0
Effective Reset hours	0	0	0	0	0	0	0	0
Required hours	2208.00	2209.00	2160.00	2183.00	2208.00	1166.00	2184.00	2183.00
Indicator value	1.7%	0.5%	0.5%	0.5%	0.5%	0.5%	0.5%	0.4%

Licensee Comments: none

Safety System Unavailability, Residual Heat Removal System



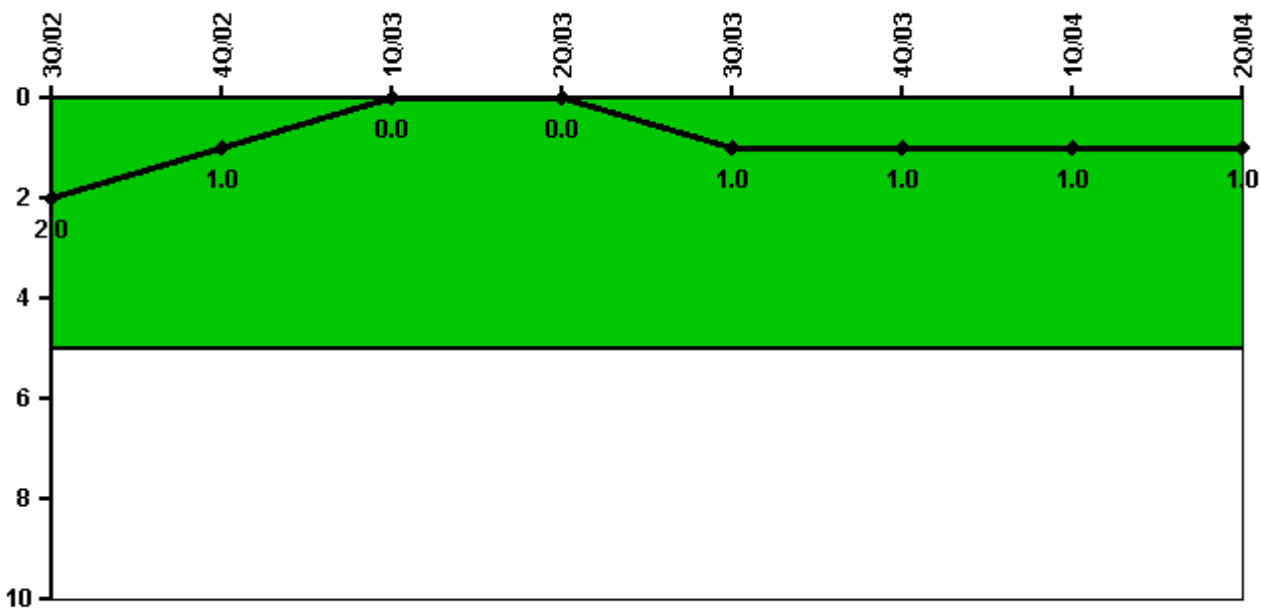
Thresholds: White > 1.5% Yellow > 5.0% Red > 10.0%

Notes

Safety System Unavailability, Residual Heat Removal System	3Q/02	4Q/02	1Q/03	2Q/03	3Q/03	4Q/03	1Q/04	2Q/04
Train 1								
Planned unavailable hours	24.32	2.27	2.23	14.13	28.08	1.35	2.72	28.93
Unplanned unavailable hours	0	0	0	0	0	0	0	0
Fault exposure hours	0	0	0	0	0	0	0	0
Effective Reset hours	0	0	0	0	0	0	0	0
Required hours	2208.00	2209.00	2160.00	2183.00	2208.00	2002.00	2184.00	2183.00
Train 2								
Planned unavailable hours	42.55	1.30	31.13	15.04	1.27	1.25	0.77	28.17
Unplanned unavailable hours	10.48	0	0	0	0	0	5.62	0
Fault exposure hours	6.97	0	0	0	0	0	0	0
Effective Reset hours	0	0	0	0	0	0	0	0
Required hours	2208.00	2209.00	2160.00	2183.00	2208.00	2002.00	2184.00	2183.00
Indicator value	1.3%	1.3%	1.3%	1.2%	1.1%	1.1%	1.1%	1.1%

Licensee Comments: none

Safety System Functional Failures (PWR)




Thresholds: White > 5.0

Notes

Safety System Functional Failures (PWR)	3Q/02	4Q/02	1Q/03	2Q/03	3Q/03	4Q/03	1Q/04	2Q/04
Safety System Functional Failures	0	0	0	0	1	0	0	0
Indicator value	2	1	0	0	1	1	1	1

Licensee Comments: none

Reactor Coolant System Activity



Thresholds: White > 50.0 Yellow > 100.0


Notes

Reactor Coolant System Activity	7/02	8/02	9/02	10/02	11/02	12/02	1/03	2/03	3/03	4/03	5/03	6/03
Maximum activity	0.005340	0.005680	0.005920	0.005810	0.006040	0.006230	0.006430	0.006700	0.006760	0.007100	0.007250	0.006940
Technical specification limit	0.4	0.4	0.4	0.4	0.4	0.4	0.4	0.4	0.4	0.4	0.4	0.4
Indicator value	1.5	1.6	1.7	1.7	1.7	1.8	1.8	1.9	1.9	2.0	2.1	2.0

Reactor Coolant System Activity	7/03	8/03	9/03	10/03	11/03	12/03	1/04	2/04	3/04	4/04	5/04	6/04
Maximum activity	0.007630	0.007730	0.007790	0.011600	N/A	0.002920	0.002680	0.002800	0.002980	0.003600	0.003560	0.003920
Technical specification limit	0.4	0.4	0.4	0.4	0.4	0.4	0.4	0.4	0.4	0.4	0.4	0.4
Indicator value	2.2	2.2	2.2	3.3	N/A	0.8	0.8	0.8	0.9	1.0	1.0	1.1

Licensee Comments: none

Reactor Coolant System Leakage



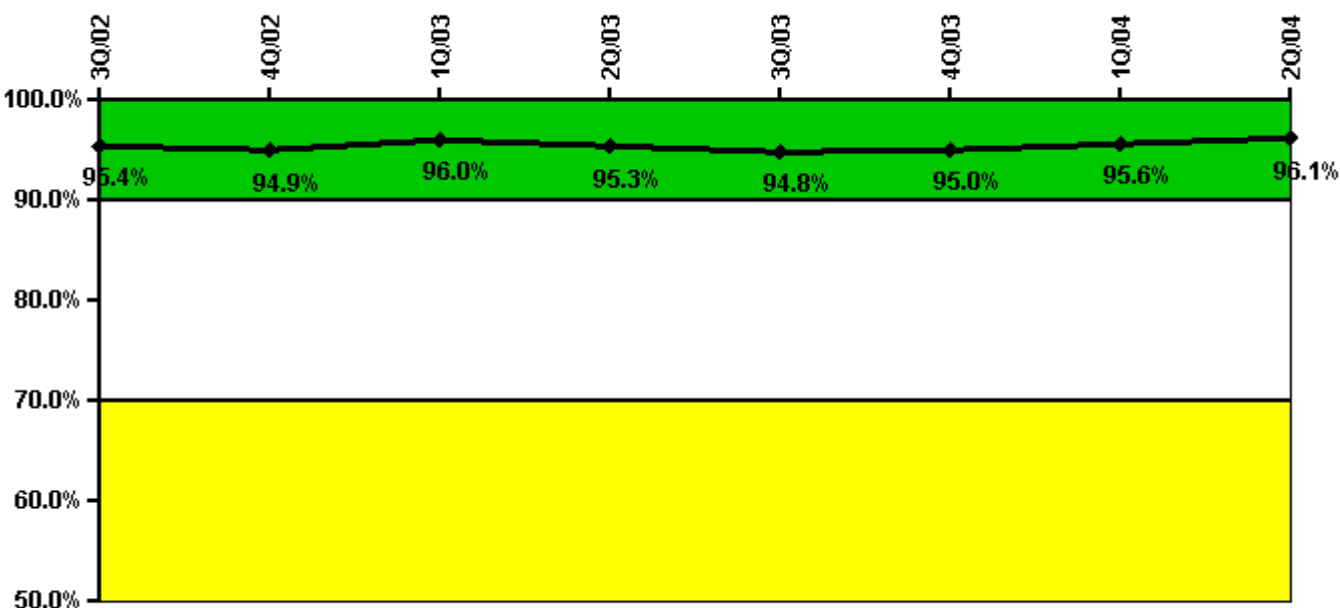
Thresholds: White > 50.0 Yellow > 100.0

Notes

Reactor Coolant System Leakage	7/02	8/02	9/02	10/02	11/02	12/02	1/03	2/03	3/03	4/03	5/03	6/03
Maximum leakage	0.180	0.200	0.150	0.157	0.147	0.175	0.146	0.133	0.144	0.139	0.125	0.146
Technical specification limit	10.0	10.0	10.0	10.0	10.0	10.0	10.0	10.0	10.0	10.0	10.0	10.0
Indicator value	1.8	2.0	1.5	1.6	1.5	1.7	1.5	1.3	1.4	1.4	1.3	1.5
Reactor Coolant System Leakage	7/03	8/03	9/03	10/03	11/03	12/03	1/04	2/04	3/04	4/04	5/04	6/04
Maximum leakage	0.126	0.134	0.146	0.146	N/A	0.357	0.139	0.069	0.108	0.081	0.120	0.072
Technical specification limit	10.0	10.0	10.0	10.0	10.0	10.0	10.0	10.0	10.0	10.0	10.0	10.0
Indicator value	1.3	1.3	1.5	1.5	N/A	3.6	1.4	0.7	1.1	0.8	1.2	0.7

Licensee Comments: none

Drill/Exercise Performance



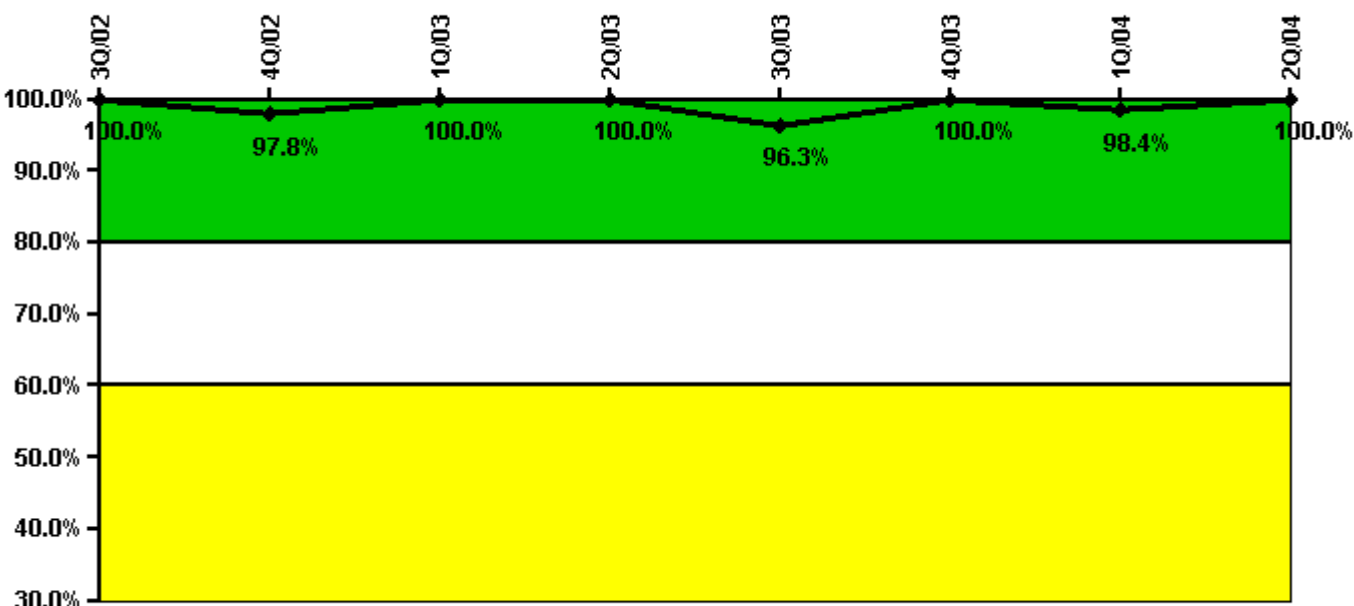
Thresholds: White < 90.0% Yellow < 70.0%

Notes

Drill/Exercise Performance	3Q/02	4Q/02	1Q/03	2Q/03	3Q/03	4Q/03	1Q/04	2Q/04
Successful opportunities	23.0	2.0	41.0	44.0	55.0	8.0	55.0	19.0
Total opportunities	24.0	2.0	42.0	47.0	58.0	8.0	57.0	19.0
Indicator value	95.4%	94.9%	96.0%	95.3%	94.8%	95.0%	95.6%	96.1%

Licensee Comments: none

ERO Drill Participation



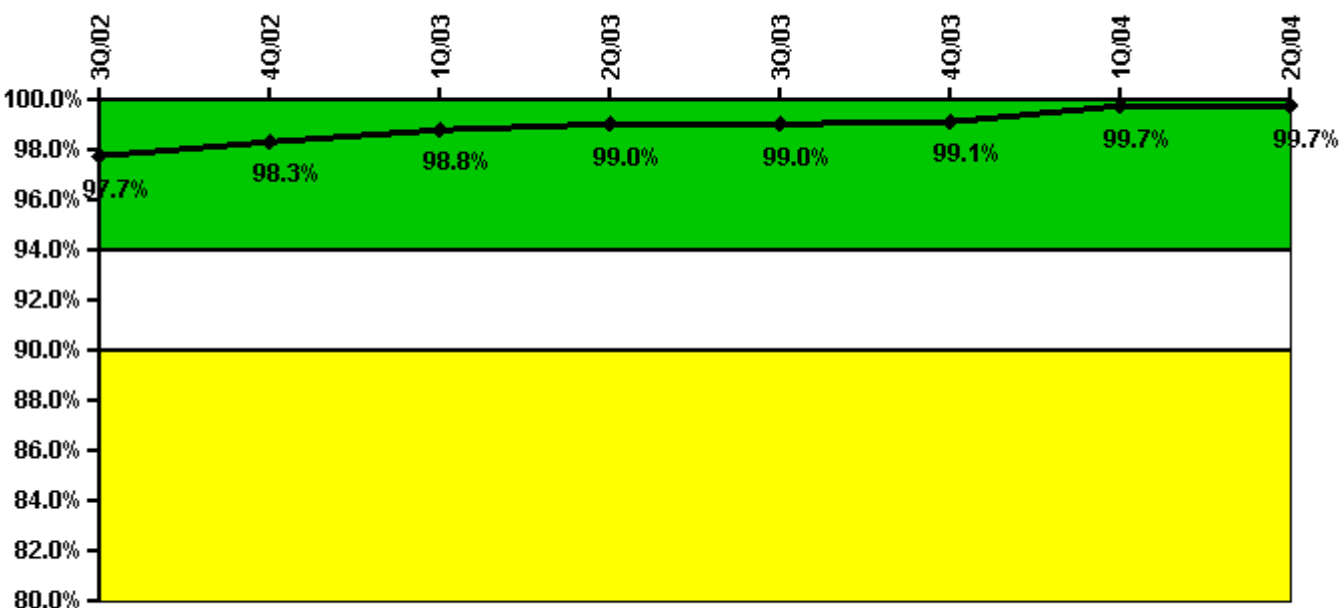
Thresholds: White < 80.0% Yellow < 60.0%

Notes

ERO Drill Participation	3Q/02	4Q/02	1Q/03	2Q/03	3Q/03	4Q/03	1Q/04	2Q/04
Participating Key personnel	43.0	44.0	49.0	50.0	52.0	53.0	60.0	59.0
Total Key personnel	43.0	45.0	49.0	50.0	54.0	53.0	61.0	59.0
Indicator value	100.0%	97.8%	100.0%	100.0%	96.3%	100.0%	98.4%	100.0%

Licensee Comments: none

Alert & Notification System



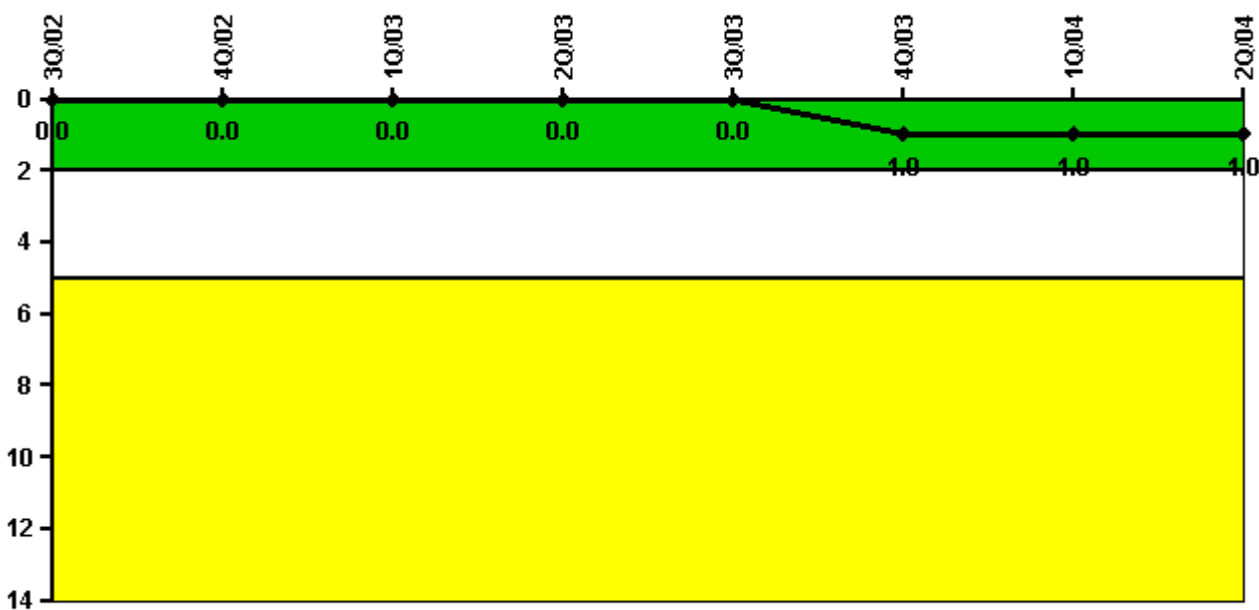
Thresholds: White < 94.0% Yellow < 90.0%

Notes

Alert & Notification System	3Q/02	4Q/02	1Q/03	2Q/03	3Q/03	4Q/03	1Q/04	2Q/04
Successful siren-tests	1176	1022	1002	1023	1020	1103	1027	1023
Total sirens-tests	1185	1027	1027	1027	1027	1106	1027	1027
Indicator value	97.7%	98.3%	98.8%	99.0%	99.0%	99.1%	99.7%	99.7%

Licensee Comments: none

Occupational Exposure Control Effectiveness



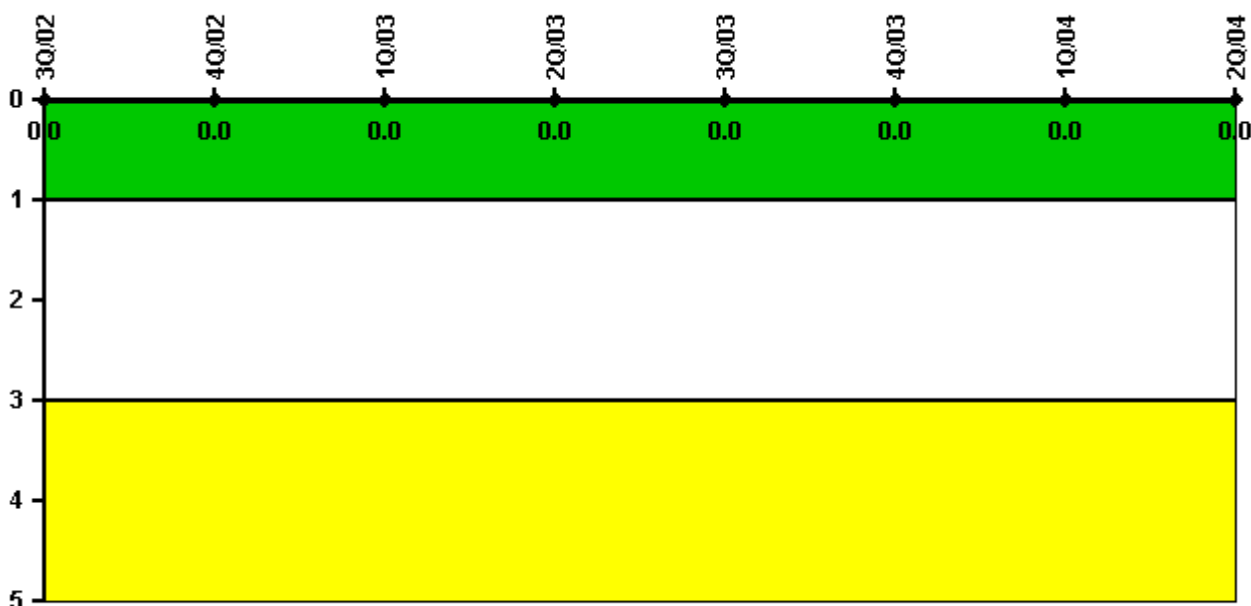
Thresholds: White > 2.0 Yellow > 5.0

Notes

Occupational Exposure Control Effectiveness	3Q/02	4Q/02	1Q/03	2Q/03	3Q/03	4Q/03	1Q/04	2Q/04
High radiation area occurrences	0	0	0	0	0	1	0	0
Very high radiation area occurrences	0	0	0	0	0	0	0	0
Unintended exposure occurrences	0	0	0	0	0	0	0	0
Indicator value	0	0	0	0	0	1	1	1

Licensee Comments: none

RETS/ODCM Radiological Effluent



Thresholds: White > 1.0 Yellow > 3.0

Notes

RETS/ODCM Radiological Effluent	3Q/02	4Q/02	1Q/03	2Q/03	3Q/03	4Q/03	1Q/04	2Q/04
RETS/ODCM occurrences	0	0	0	0	0	0	0	0
Indicator value	0	0	0	0	0	0	0	0

Licensee Comments: none

[Physical Protection](#) information not publicly available.

▲ [Action Matrix Summary](#) | [Inspection Findings Summary](#) | [PI Summary](#) | [Reactor Oversight Process](#)

Last Modified: September 8, 2004