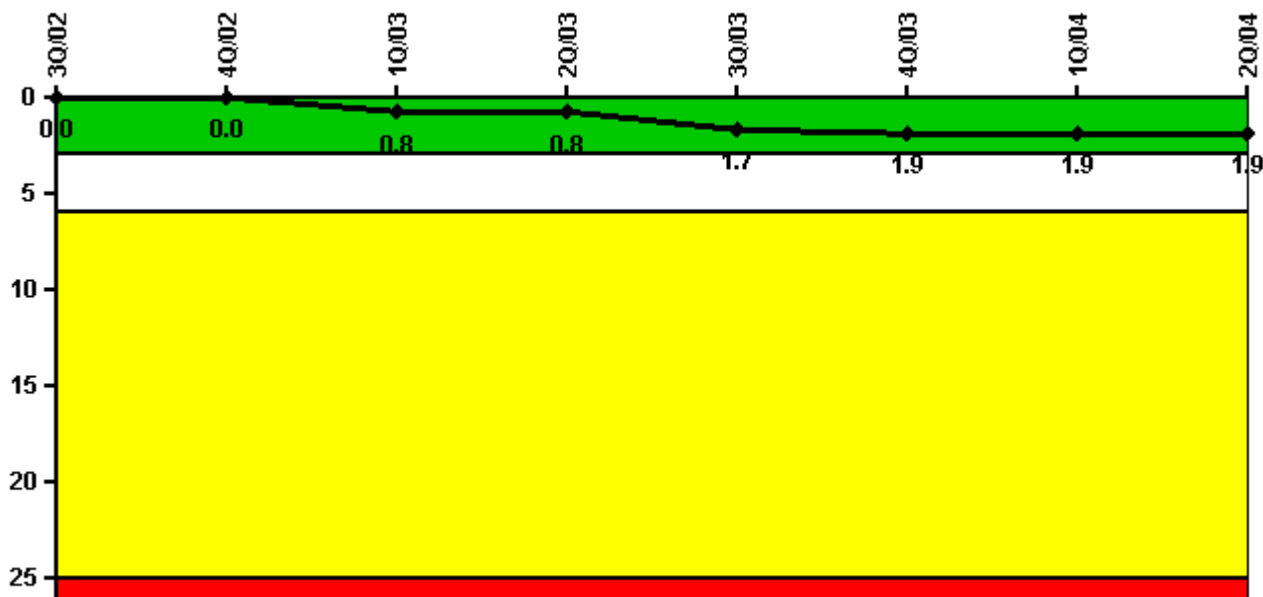


Catawba 1

2Q/2004 Performance Indicators

Licensee's General Comments: none

Unplanned Scrams per 7000 Critical Hrs



Thresholds: White > 3.0 Yellow > 6.0 Red > 25.0

Notes

Unplanned Scrams per 7000 Critical Hrs	3Q/02	4Q/02	1Q/03	2Q/03	3Q/03	4Q/03	1Q/04	2Q/04
Unplanned scrams	0	0	1.0	0	1.0	0	1.0	0
Critical hours	2208.0	2209.0	2129.0	2183.0	1944.7	1226.8	2074.1	2183.0
Indicator value	0	0	0.8	0.8	1.7	1.9	1.9	1.9

Licensee Comments: none

Scrams with Loss of Normal Heat Removal



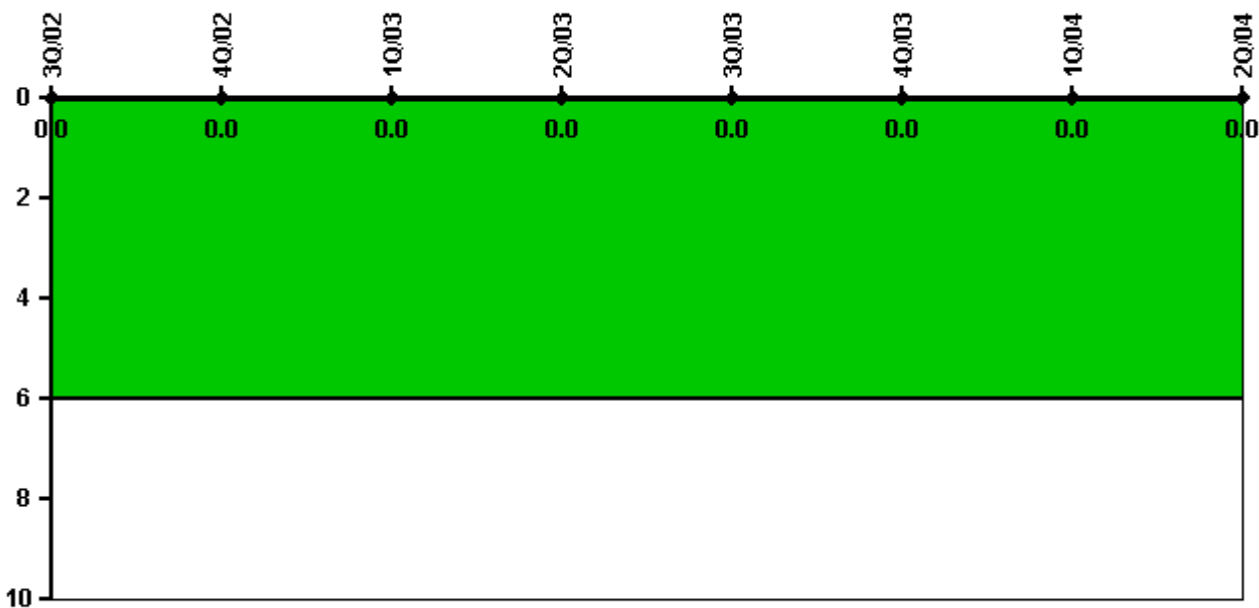
Thresholds: White > 2.0 Yellow > 10.0 Red > 20.0

Notes

Scrams with Loss of Normal Heat Removal	3Q/02	4Q/02	1Q/03	2Q/03	3Q/03	4Q/03	1Q/04	2Q/04
Scrams	0	0	0	0	0	0	0	0
Indicator value	0	0	0	0	0	0	0	0

Licensee Comments: none

Unplanned Power Changes per 7000 Critical Hrs



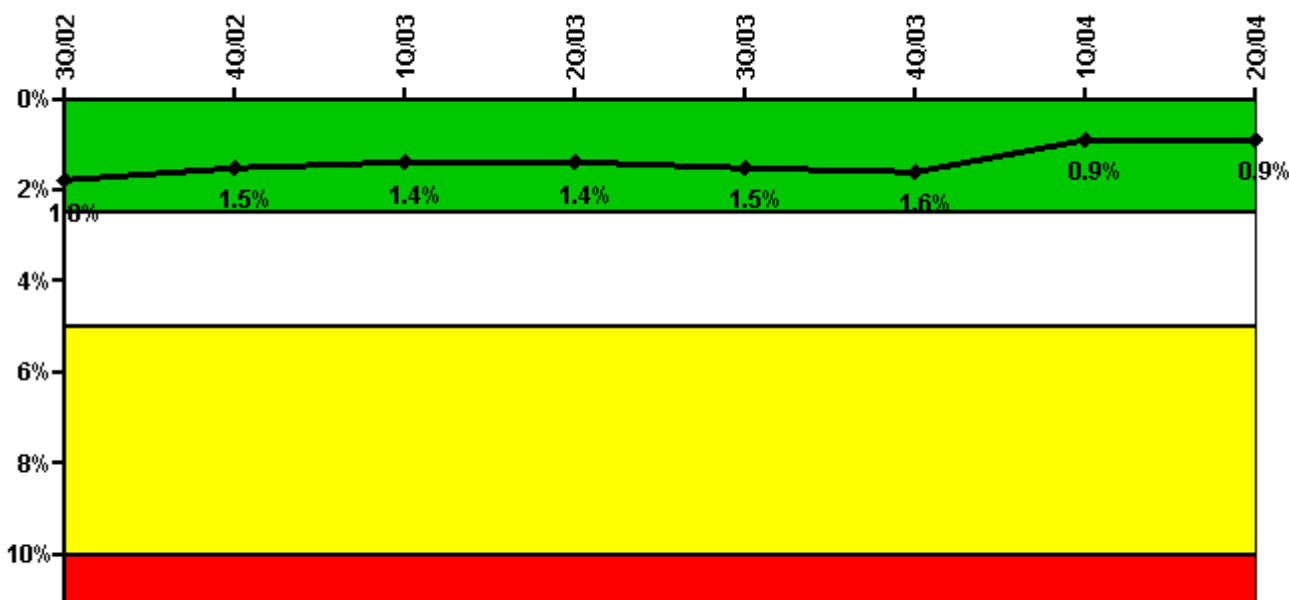
Thresholds: White > 6.0

Notes

Unplanned Power Changes per 7000 Critical Hrs	3Q/02	4Q/02	1Q/03	2Q/03	3Q/03	4Q/03	1Q/04	2Q/04
Unplanned power changes	0	0	0	0	0	0	0	0
Critical hours	2208.0	2209.0	2129.0	2183.0	1944.7	1226.8	2074.1	2183.0
Indicator value	0	0	0	0	0	0	0	0

Licensee Comments: none

Safety System Unavailability, Emergency AC Power



Thresholds: White > 2.5% Yellow > 5.0% Red > 10.0%

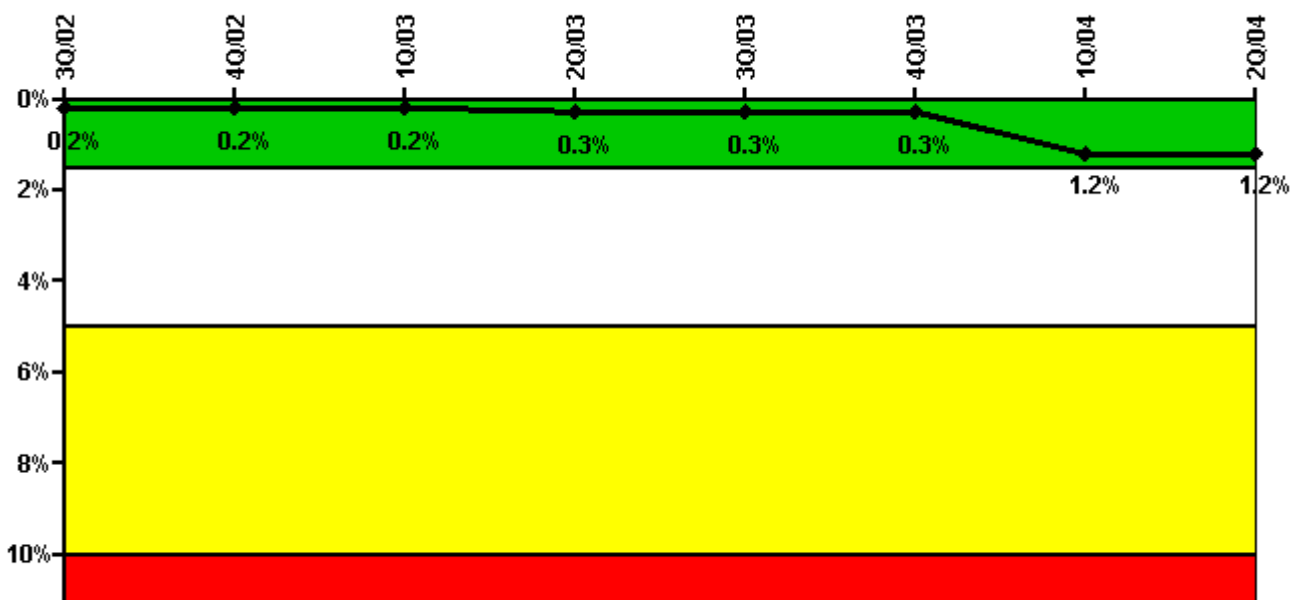
Notes

Safety System Unavailability, Emergency AC Power	3Q/02	4Q/02	1Q/03	2Q/03	3Q/03	4Q/03	1Q/04	2Q/04
Train 1								
Planned unavailable hours	34.18	21.32	0	0	56.39	0	0	8.15
Unplanned unavailable hours	0	0	0	0	0	0	16.28	5.37
Fault exposure hours	0	0	0	0	0	0	0	0
Effective Reset hours	0	0	0	0	0	0	0	0
Required hours	2208.00	2209.00	2160.00	2183.00	2208.00	2209.00	2184.00	2183.00
Train 2								
Planned unavailable hours	41.73	0	0	19.60	0	37.08	0	0
Unplanned unavailable hours	0	0	0	0	0	5.65	0	0
Fault exposure hours	0	0	0	0	0	0	0	0
Effective Reset hours	0	0	0	0	0	0	0	0
Required hours	2208.00	2209.00	2160.00	2183.00	2208.00	2209.00	2184.00	2183.00
Indicator value	1.8%	1.5%	1.4%	1.4%	1.5%	1.6%	0.9%	0.9%

Licensee Comments:

2Q/04: This data does not include unavailability due to SSPS testing. Historical Mitigating System Safety System unavailability will be amended after a thorough accuracy review based on FAQ 290. No change in threshold will occur as a result of the amended data. (Comment 2Q2004)

Safety System Unavailability, High Pressure Injection System (HPSI)



Thresholds: White > 1.5% Yellow > 5.0% Red > 10.0%

Notes

Safety System Unavailability, High Pressure Injection System (HPSI)	3Q/02	4Q/02	1Q/03	2Q/03	3Q/03	4Q/03	1Q/04	2Q/04
Train 1								
Planned unavailable hours	0.54	11.37	0.25	27.30	1.47	0	25.97	3.31
Unplanned unavailable hours	0	1.80	0	0	0	0	165.70	0
Fault exposure hours	0	0	0	0	0	0	159.70	0
Effective Reset hours	0	0	0	0	0	0	0	0
Required hours	2208.00	2209.00	2129.00	2183.00	1944.70	1226.90	2074.10	2183.00
Train 2								
Planned unavailable hours	3.72	9.05	0.35	13.20	11.93	0.48	5.50	4.02
Unplanned unavailable hours	0	1.30	3.80	13.70	0	3.50	0	0
Fault exposure hours	0	0	0	0	0	0	157.70	0
Effective Reset hours	0	0	0	0	0	0	0	0
Required hours	2208.00	2209.00	2129.00	2183.00	1944.70	1226.90	2074.10	2183.00
Train 3								
Planned unavailable hours	0	5.40	0	29.60	16.50	0	0	3.01
Unplanned unavailable hours	0	1.80	0	0	0	0	165.70	0
Fault exposure hours	0	0	0	0	0	0	159.70	0
Effective Reset hours	0	0	0	0	0	0	0	0
Required hours	2208.00	2209.00	2129.00	2183.00	1944.70	1226.90	2074.10	2183.00
Train 4								
Planned unavailable hours	0	5.10	0	19.60	0	8.40	0	3.54
Unplanned unavailable hours	0	1.30	3.80	13.70	0	3.50	0	0
Fault exposure hours	0	0	0	0	0	0	0	0
Effective Reset hours	0	0	0	0	0	0	0	0
Required hours	2208.00	2209.00	2129.00	2183.00	1944.70	1226.90	2074.10	2183.00
Indicator value	0.2%	0.2%	0.2%	0.3%	0.3%	0.3%	1.2%	1.2%

Licsee Comments:

2Q/04: This data does not include unavailability due to SSPS testing. Historical Mitigating System Safety System unavailability will be amended after a thorough accuracy review based on FAQ 290. No change in threshold will occur as a result of the amended data. (Comment 2Q2004)

1Q/04: Unplanned unavailability and fault exposure hours are being revised based on additional engineering evaluation; PIP C-04-0088. (Revised 2Q2004)

4Q/03: This revision applies to the comment section only; no change is being made to data values. Data revisions submitted 1Q2004 were made to account for unavailability associated with auxiliary safeguards testing which had inadvertently been left out of previously reported data, instead of being revised to include no-mode hours. (Revised 2Q2004)

3Q/03: This revision applies to the comment section only; no change is being made to data values. Data revisions submitted 1Q2004 were made to account for unavailability associated with auxiliary safeguards testing which had inadvertently been left out of previously reported data, instead of being revised to include no-mode hours. (Revised 2Q2004)

2Q/03: This revision applies to the comment section only; no change is being made to data values. Data revisions submitted 1Q2004 were made to account for unavailability associated with auxiliary safeguards testing which had inadvertently been left out of previously reported data, instead of being revised to include no-mode hours. (Revised 2Q2004)

1Q/03: This revision applies to the comment section only; no change is being made to data values. Data revisions submitted 1Q2004 were made to account for unavailability associated with auxiliary safeguards testing which had inadvertently been left out of previously reported data, instead of being revised to include no-mode hours. (Revised 2Q2004)

4Q/02: This revision applies to the comment section only; no change is being made to data values. Data revisions submitted 1Q2004 were made to account for unavailability associated with auxiliary safeguards testing which had inadvertently been left out of previously reported data, instead of being revised to include no-mode hours. (Revised 2Q2004)

3Q/02: This revision applies to the comment section only; no change is being made to data values. Data revisions submitted 1Q2004 were made to account for unavailability associated with auxiliary safeguards testing which had inadvertently been left out of previously reported data, instead of being revised to include no-mode hours. (Revised 2Q2004)

2Q/02: This revision applies to the comment section only; no change is being made to data values. Data revisions submitted 1Q2004 were made to account for unavailability associated with auxiliary safeguards testing which had inadvertently been left out of previously reported data, instead of being revised to include no-mode hours. (Revised 2Q2004)

1Q/02: This revision applies to the comment section only; no change is being made to data values. Data revisions submitted 1Q2004 were made to account for unavailability associated with auxiliary safeguards testing which had inadvertently been left out of previously reported data, instead of being revised to include no-mode hours. (Revised 2Q2004)

4Q/01: This revision applies to the comment section only; no change is being made to data values. Data revisions submitted 1Q2004 were made to account for unavailability associated with auxiliary safeguards testing which had inadvertently been left out of previously reported data, instead of being revised to include no-mode hours. (Revised 2Q2004)

3Q/01: This revision applies to the comment section only; no change is being made to data values. Data revisions submitted 1Q2004 were made to account for unavailability associated with auxiliary safeguards testing which had inadvertently been left out of previously reported data, instead of being revised to include no-mode hours. (Revised 2Q2004)

2Q/01: This revision applies to the comment section only; no change is being made to data values. Data revisions submitted 1Q2004 were made to account for unavailability associated with auxiliary safeguards testing which had inadvertently been left out of previously reported data, instead of being revised to include no-mode hours. (Revised 2Q2004)

1Q/01: This revision applies to the comment section only; no change is being made to data values. Data revisions submitted 1Q2004 were made to account for unavailability associated with auxiliary safeguards testing which had inadvertently been left out of previously reported data, instead of being revised to include no-mode hours. (Revised 2Q2004)

Safety System Unavailability, Heat Removal System (AFW)



Thresholds: White > 2.0% Yellow > 6.0% Red > 12.0%

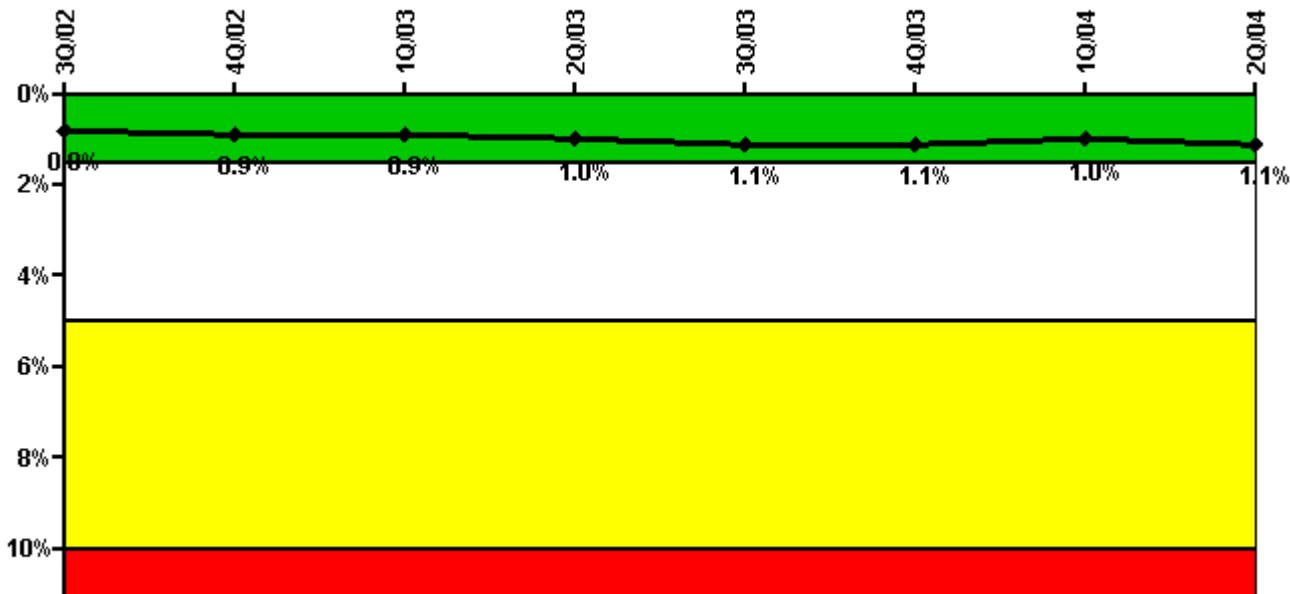
Notes

Safety System Unavailability, Heat Removal System (AFW)	3Q/02	4Q/02	1Q/03	2Q/03	3Q/03	4Q/03	1Q/04	2Q/04
Train 1								
Planned unavailable hours	28.32	3.71	4.12	40.22	30.66	2.50	2.10	9.46
Unplanned unavailable hours	0	1.77	0	0	0	0	0	0
Fault exposure hours	0	0	0	0	0	0	0	0
Effective Reset hours	0	0	0	0	0	0	0	0
Required hours	2208.00	2209.00	2160.00	2183.00	2013.30	1300.40	2184.00	2183.00
Train 2								
Planned unavailable hours	6.80	2.20	0.50	47.92	1.82	1.55	8.03	12.08
Unplanned unavailable hours	0	1.26	3.80	13.67	0	3.50	0	0
Fault exposure hours	0	0	0	0	0	0	0	0
Effective Reset hours	0	0	0	0	0	0	0	0
Required hours	2208.00	2209.00	2160.00	2183.00	2013.30	1300.40	2184.00	2183.00
Train 3								
Planned unavailable hours	26.78	12.10	31.09	19.83	12.70	16.55	2.18	10.50
Unplanned unavailable hours	0	0	0	3.27	6.70	0	0	0
Fault exposure hours	0	0	0	0	0	0	0	0
Effective Reset hours	0	0	0	0	0	0	0	0
Required hours	2208.00	2209.00	2160.00	2183.00	2013.30	1300.40	2184.00	2183.00
Indicator value	1.0%	0.8%	0.7%	0.7%	0.7%	0.8%	0.8%	0.8%

Licensee Comments:

2Q/04: This data does not include unavailability due to SSPS testing. Historical Mitigating System Safety System unavailability will be amended after a thorough accuracy review based on FAQ 290. No change in threshold will occur as a result of the amended data. (Comment 2Q2004)

Safety System Unavailability, Residual Heat Removal System



Thresholds: White > 1.5% Yellow > 5.0% Red > 10.0%

Notes

Safety System Unavailability, Residual Heat Removal System	3Q/02	4Q/02	1Q/03	2Q/03	3Q/03	4Q/03	1Q/04	2Q/04
Train 1								
Planned unavailable hours	4.42	21.90	0.27	73.62	28.75	0	0.37	19.58
Unplanned unavailable hours	0	30.60	0	0.70	0	0	0	0
Fault exposure hours	0	0	0	0	0	0	0	0
Effective Reset hours	0	0	0	0	0	0	0	0
Required hours	2208.00	2209.00	2160.00	2183.00	2208.00	2209.00	2184.00	2183.00
Train 2								
Planned unavailable hours	0.28	0.40	0.43	35.40	1.22	2.03	0.30	20.90
Unplanned unavailable hours	0	27.50	12.21	13.70	0	3.50	0	0
Fault exposure hours	0	0	0	0	0	0	0	0
Effective Reset hours	0	0	0	0	0	0	0	0
Required hours	2208.00	2209.00	2160.00	2183.00	2208.00	2209.00	2184.00	2183.00
Indicator value	0.8%	0.9%	0.9%	1.0%	1.1%	1.1%	1.0%	1.1%

Licensee Comments:

2Q/04: This data does not include unavailability due to SSPS testing. Historical Mitigating System Safety System unavailability will be amended after a thorough accuracy review based on FAQ 290. No change in threshold will occur as a result of the amended data. (Comment 2Q2004)

4Q/03: This revision applies to the comment section only; no change is being made to data values. Data revisions submitted 1Q2004 were made to account for unavailability associated with auxiliary safeguards testing which had inadvertently been left out of previously reported data, instead of being revised to include no-mode hours. (Revised 2Q2004)

3Q/03: This revision applies to the comment section only; no change is being made to data values. Data revisions submitted 1Q2004 were made to account for unavailability associated with auxiliary safeguards testing which had inadvertently been left out of previously reported data, instead of being revised to include no-mode hours. (Revised 2Q2004)

2Q/03: This revision applies to the comment section only; no change is being made to data values. Data revisions submitted 1Q2004 were made to account for unavailability associated with auxiliary safeguards testing which had inadvertently been left out of

previously reported data, instead of being revised to include no-mode hours. (Revised 2Q2004)

1Q/03: This revision applies to the comment section only; no change is being made to data values. Data revisions submitted 1Q2004 were made to account for unavailability associated with auxiliary safeguards testing which had inadvertently been left out of previously reported data, instead of being revised to include no-mode hours. (Revised 2Q2004)

4Q/02: This revision applies to the comment section only; no change is being made to data values. Data revisions submitted 1Q2004 were made to account for unavailability associated with auxiliary safeguards testing which had inadvertently been left out of previously reported data, instead of being revised to include no-mode hours. (Revised 2Q2004)

3Q/02: This revision applies to the comment section only; no change is being made to data values. Data revisions submitted 1Q2004 were made to account for unavailability associated with auxiliary safeguards testing which had inadvertently been left out of previously reported data, instead of being revised to include no-mode hours. (Revised 2Q2004)

2Q/02: This revision applies to the comment section only; no change is being made to data values. Data revisions submitted 1Q2004 were made to account for unavailability associated with auxiliary safeguards testing which had inadvertently been left out of previously reported data, instead of being revised to include no-mode hours. (Revised 2Q2004)

1Q/02: This revision applies to the comment section only; no change is being made to data values. Data revisions submitted 1Q2004 were made to account for unavailability associated with auxiliary safeguards testing which had inadvertently been left out of previously reported data, instead of being revised to include no-mode hours. (Revised 2Q2004)

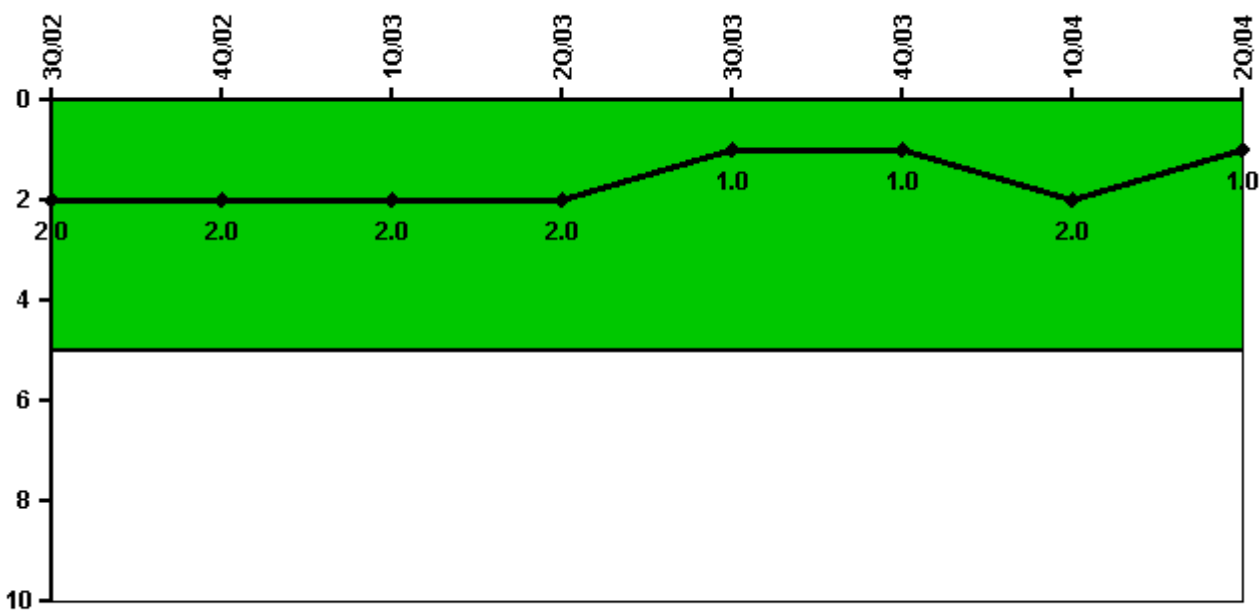
4Q/01: This revision applies to the comment section only; no change is being made to data values. Data revisions submitted 1Q2004 were made to account for unavailability associated with auxiliary safeguards testing which had inadvertently been left out of previously reported data, instead of being revised to include no-mode hours. (Revised 2Q2004)

3Q/01: This revision applies to the comment section only; no change is being made to data values. Data revisions submitted 1Q2004 were made to account for unavailability associated with auxiliary safeguards testing which had inadvertently been left out of previously reported data, instead of being revised to include no-mode hours. (Revised 2Q2004)

2Q/01: This revision applies to the comment section only; no change is being made to data values. Data revisions submitted 1Q2004 were made to account for unavailability associated with auxiliary safeguards testing which had inadvertently been left out of previously reported data, instead of being revised to include no-mode hours. (Revised 2Q2004)

1Q/01: This revision applies to the comment section only; no change is being made to data values. Data revisions submitted 1Q2004 were made to account for unavailability associated with auxiliary safeguards testing which had inadvertently been left out of previously reported data, instead of being revised to include no-mode hours. (Revised 2Q2004)

Safety System Functional Failures (PWR)



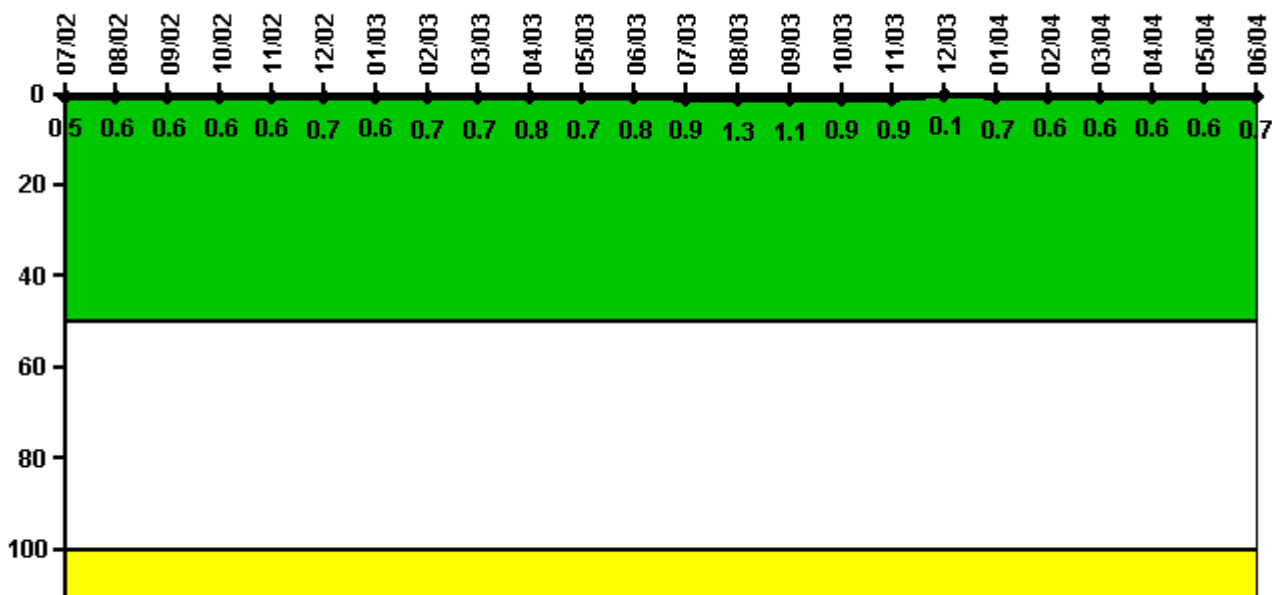
Thresholds: White > 5.0

Notes

Safety System Functional Failures (PWR)	3Q/02	4Q/02	1Q/03	2Q/03	3Q/03	4Q/03	1Q/04	2Q/04
Safety System Functional Failures	1	0	0	1	0	0	1	0
Indicator value	2	2	2	2	1	1	2	1

Licensee Comments: none

Reactor Coolant System Activity




Thresholds: White > 50.0 Yellow > 100.0

Notes

Reactor Coolant System Activity	7/02	8/02	9/02	10/02	11/02	12/02	1/03	2/03	3/03	4/03	5/03	6/03
Maximum activity	0.000320	0.000360	0.000380	0.000370	0.000410	0.000430	0.000410	0.000440	0.000445	0.000490	0.000452	0.000543
Technical specification limit	0.1	0.1	0.1	0.1	0.1	0.1	0.1	0.1	0.1	0.1	0.1	0.1
Indicator value	0.5	0.6	0.6	0.6	0.6	0.7	0.6	0.7	0.7	0.8	0.7	0.8
Reactor Coolant System Activity	7/03	8/03	9/03	10/03	11/03	12/03	1/04	2/04	3/04	4/04	5/04	6/04
Maximum activity	0.000580	0.000844	0.000700	0.000567	0.000561	0.000094	0.000454	0.000388	0.000364	0.000376	0.000407	0.000427
Technical specification limit	0.1	0.1	0.1	0.1	0.1	0.1	0.1	0.1	0.1	0.1	0.1	0.1
Indicator value	0.9	1.3	1.1	0.9	0.9	0.1	0.7	0.6	0.6	0.6	0.6	0.7

Licensee Comments: none

Reactor Coolant System Leakage



Thresholds: White > 50.0 Yellow > 100.0

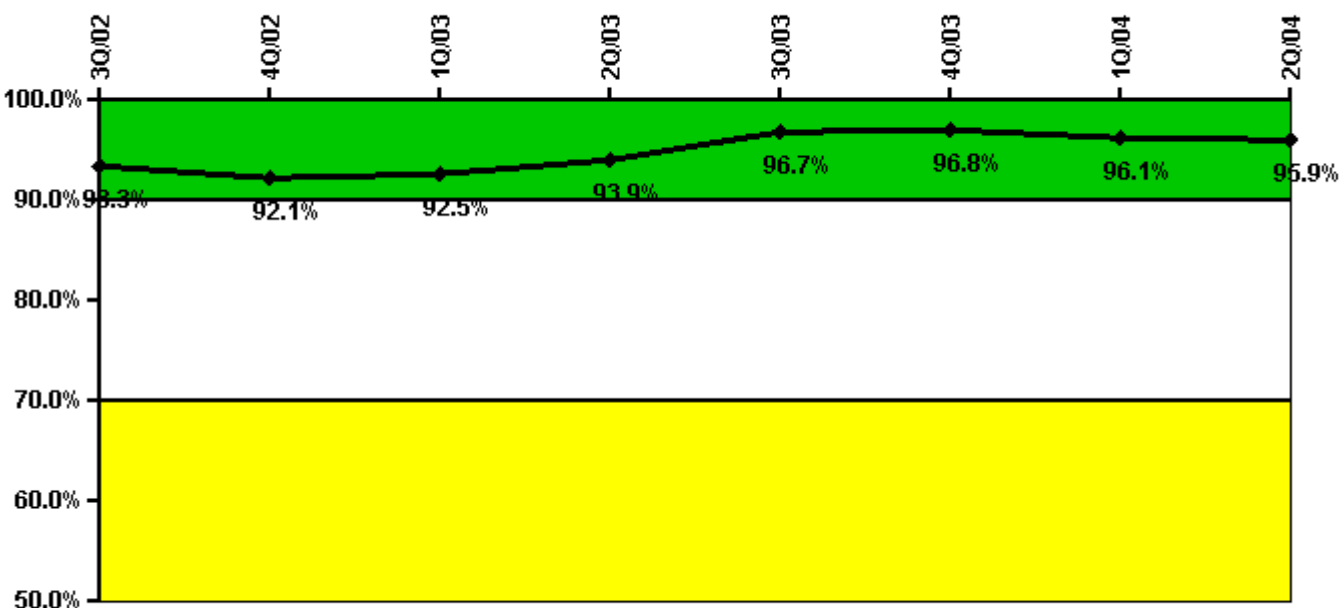
Notes

Reactor Coolant System Leakage	7/02	8/02	9/02	10/02	11/02	12/02	1/03	2/03	3/03	4/03	5/03	6/03
Maximum leakage	0.270	0.330	0.350	0.256	0.274	0.240	0.290	0.389	0.284	0.294	0.349	0.273
Technical specification limit	10.0	10.0	10.0	10.0	10.0	10.0	10.0	10.0	10.0	10.0	10.0	10.0
Indicator value	2.7	3.3	3.5	2.6	2.7	2.4	2.9	3.9	2.8	2.9	3.5	2.7

Reactor Coolant System Leakage	7/03	8/03	9/03	10/03	11/03	12/03	1/04	2/04	3/04	4/04	5/04	6/04
Maximum leakage	0.232	0.532	0.262	0.312	0.323	0.145	0.447	0.319	0.229	0.271	0.214	0.217
Technical specification limit	10.0	10.0	10.0	10.0	10.0	10.0	10.0	10.0	10.0	10.0	10.0	10.0
Indicator value	2.3	5.3	2.6	3.1	3.2	1.5	4.5	3.2	2.3	2.7	2.1	2.2

Licensee Comments: none

Drill/Exercise Performance



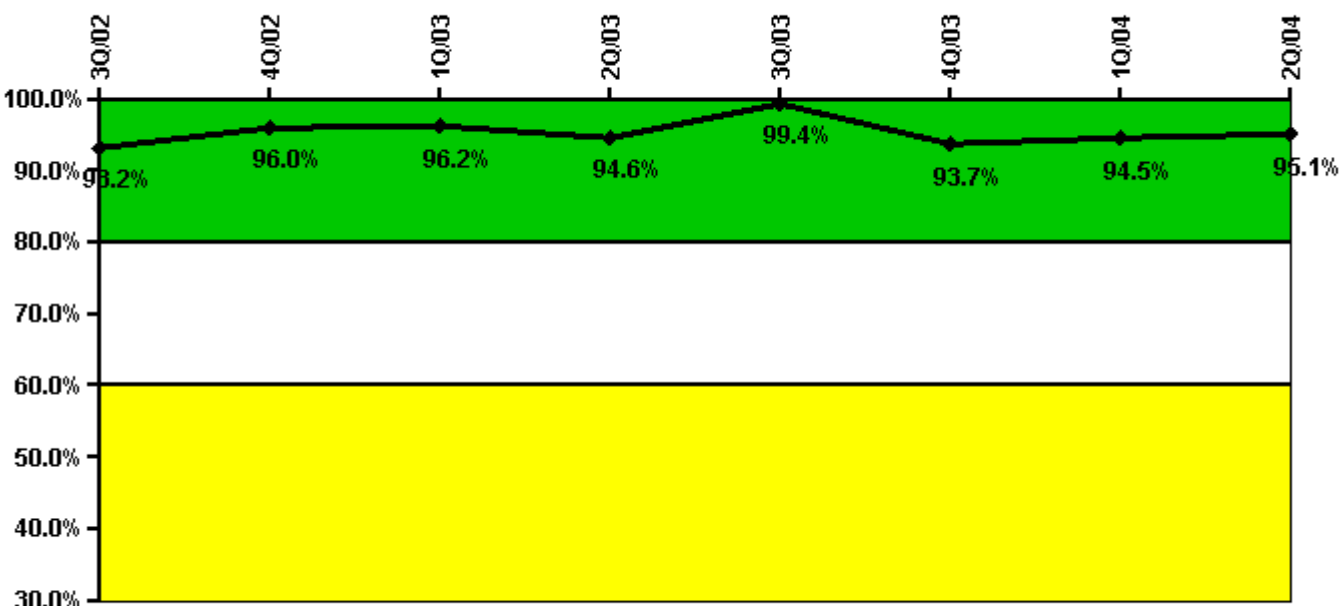
Thresholds: White < 90.0% Yellow < 70.0%

Notes

Drill/Exercise Performance	3Q/02	4Q/02	1Q/03	2Q/03	3Q/03	4Q/03	1Q/04	2Q/04
Successful opportunities	71.0	40.0	18.0	78.0	80.0	22.0	25.0	19.0
Total opportunities	74.0	46.0	18.0	78.0	82.0	22.0	28.0	20.0
Indicator value	93.3%	92.1%	92.5%	93.9%	96.7%	96.8%	96.1%	95.9%

Licensee Comments: none

ERO Drill Participation



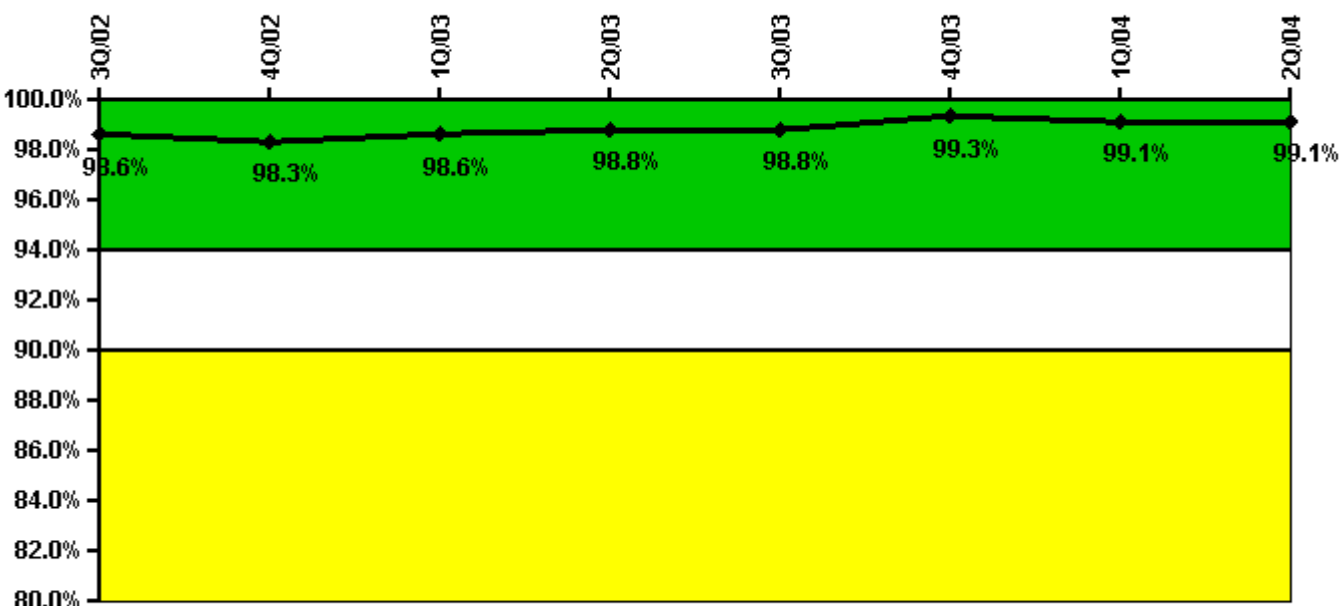
Thresholds: White < 80.0% Yellow < 60.0%

Notes

ERO Drill Participation	3Q/02	4Q/02	1Q/03	2Q/03	3Q/03	4Q/03	1Q/04	2Q/04
Participating Key personnel	177.0	192.0	177.0	175.0	159.0	149.0	154.0	154.0
Total Key personnel	190.0	200.0	184.0	185.0	160.0	159.0	163.0	162.0
Indicator value	93.2%	96.0%	96.2%	94.6%	99.4%	93.7%	94.5%	95.1%

Licensee Comments: none

Alert & Notification System



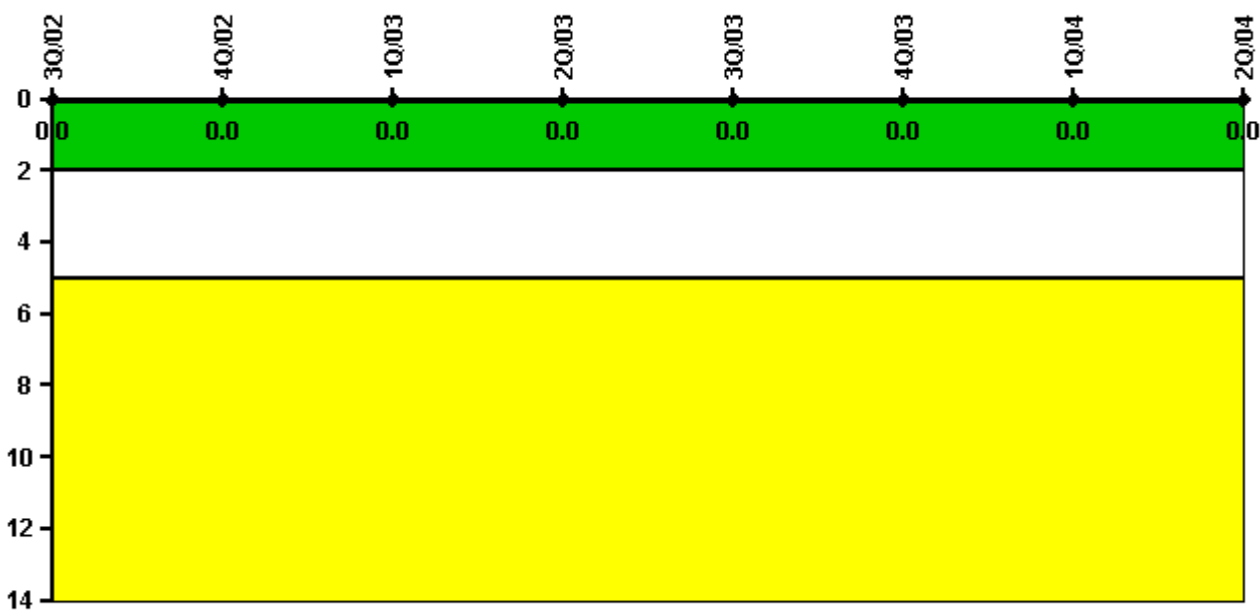
Thresholds: White < 94.0% Yellow < 90.0%

Notes

Alert & Notification System	3Q/02	4Q/02	1Q/03	2Q/03	3Q/03	4Q/03	1Q/04	2Q/04
Successful siren-tests	2251	2248	2220	2386	2457	2375	2383	2384
Total sirens-tests	2281	2302	2225	2403	2492	2388	2403	2403
Indicator value	98.6%	98.3%	98.6%	98.8%	98.8%	99.3%	99.1%	99.1%

Licensee Comments: none

Occupational Exposure Control Effectiveness



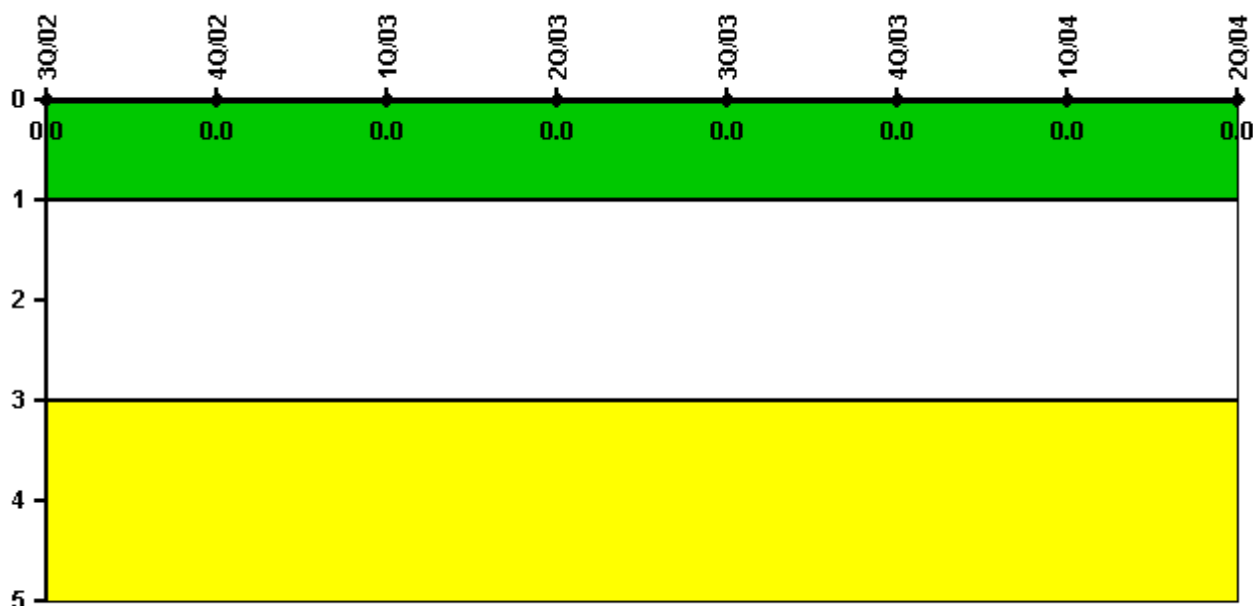
Thresholds: White > 2.0 Yellow > 5.0

Notes

Occupational Exposure Control Effectiveness	3Q/02	4Q/02	1Q/03	2Q/03	3Q/03	4Q/03	1Q/04	2Q/04
High radiation area occurrences	0	0	0	0	0	0	0	0
Very high radiation area occurrences	0	0	0	0	0	0	0	0
Unintended exposure occurrences	0	0	0	0	0	0	0	0
Indicator value	0	0	0	0	0	0	0	0

Licensee Comments: none

RETS/ODCM Radiological Effluent



Thresholds: White > 1.0 Yellow > 3.0

Notes

RETS/ODCM Radiological Effluent	3Q/02	4Q/02	1Q/03	2Q/03	3Q/03	4Q/03	1Q/04	2Q/04
RETS/ODCM occurrences	0	0	0	0	0	0	0	0
Indicator value	0	0	0	0	0	0	0	0

Licensee Comments: none

[Physical Protection](#) information not publicly available.

▲ [Action Matrix Summary](#) | [Inspection Findings Summary](#) | [PI Summary](#) | [Reactor Oversight Process](#)

Last Modified: September 8, 2004