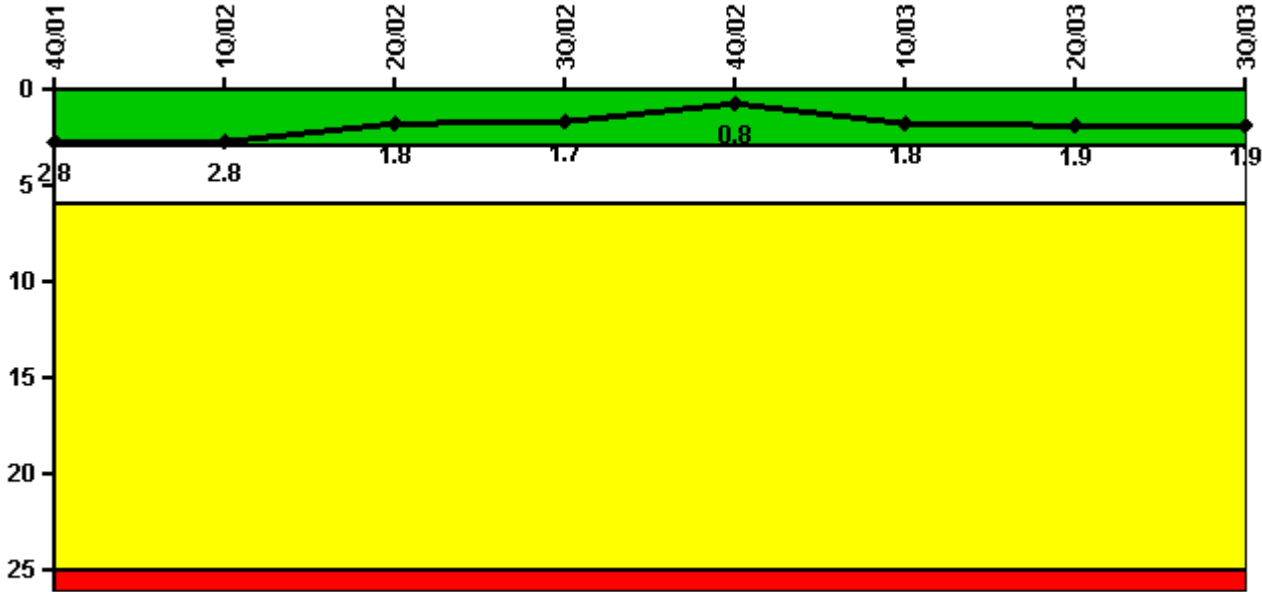


Beaver Valley 1

3Q/2003 Performance Indicators

Licensee's General Comments: none

Unplanned Scrams per 7000 Critical Hrs



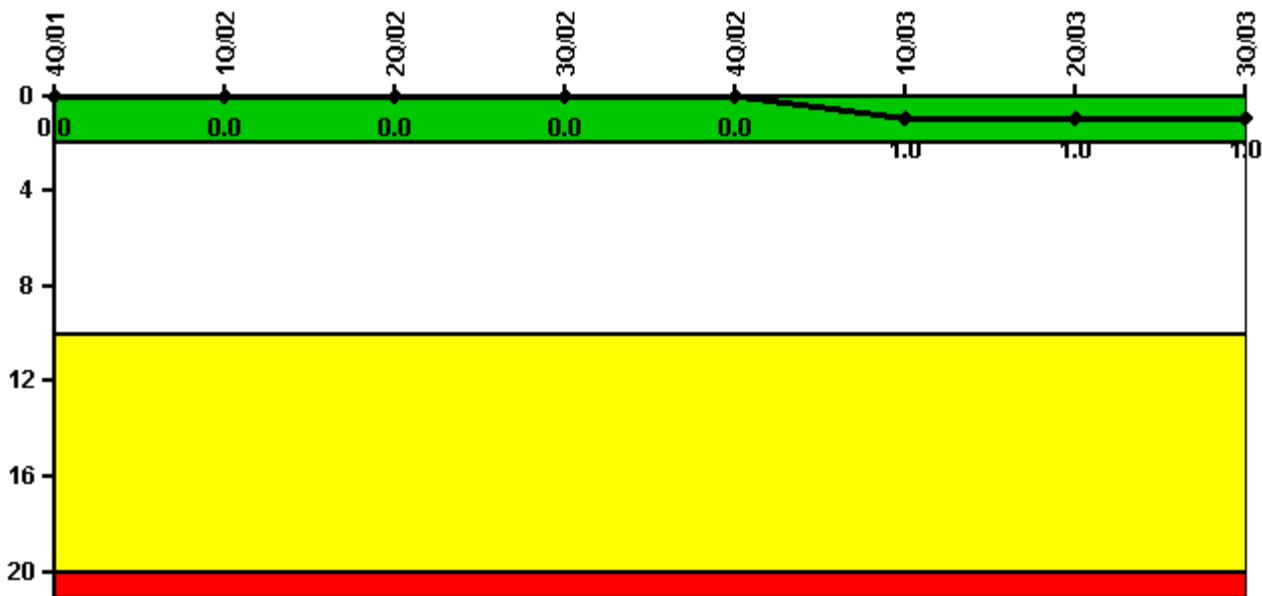
Thresholds: White > 3.0 Yellow > 6.0 Red > 25.0

Notes

Unplanned Scrams per 7000 Critical Hrs	4Q/01	1Q/02	2Q/02	3Q/02	4Q/02	1Q/03	2Q/03	3Q/03
Unplanned scrams	2.0	0	0	0	1.0	1.0	0	0
Critical hours	1908.5	2160.0	2183.0	2208.0	1958.1	1531.5	1511.0	2208.0
Indicator value	2.8	2.8	1.8	1.7	0.8	1.8	1.9	1.9

Licensee Comments: none

Scrams with Loss of Normal Heat Removal



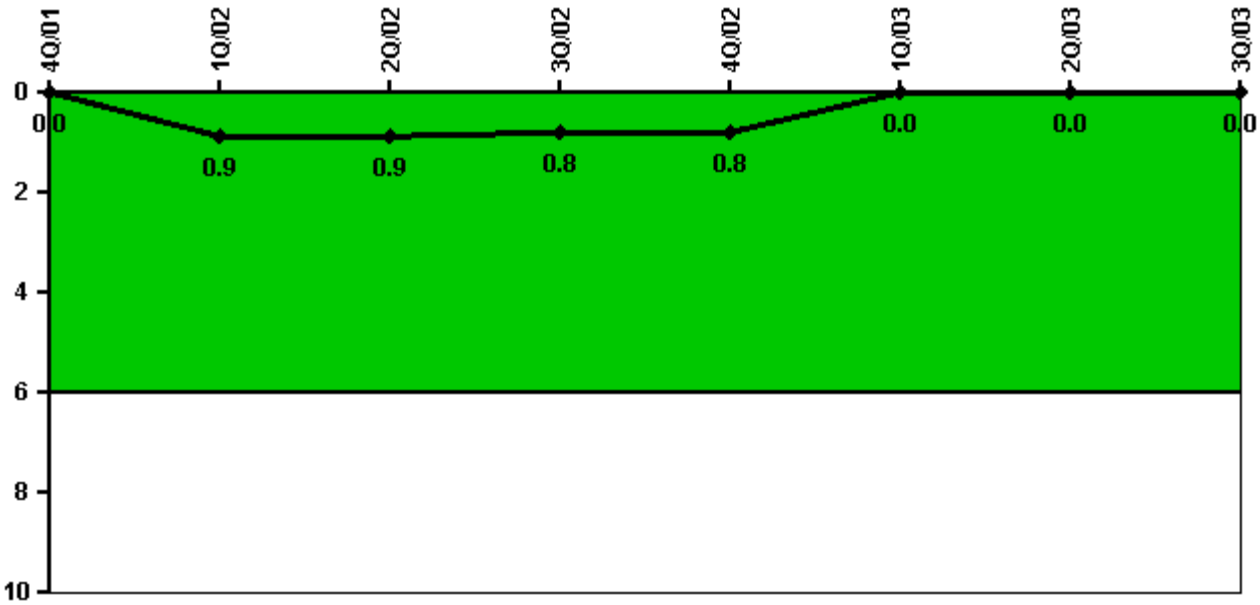
Thresholds: White > 2.0 Yellow > 10.0 Red > 20.0

Notes

Scrams with Loss of Normal Heat Removal	4Q/01	1Q/02	2Q/02	3Q/02	4Q/02	1Q/03	2Q/03	3Q/03
Scrams	0	0	0	0	0	1.0	0	0
Indicator value	0	0	0	0	0	1.0	1.0	1.0

Licensee Comments: none

Unplanned Power Changes per 7000 Critical Hrs



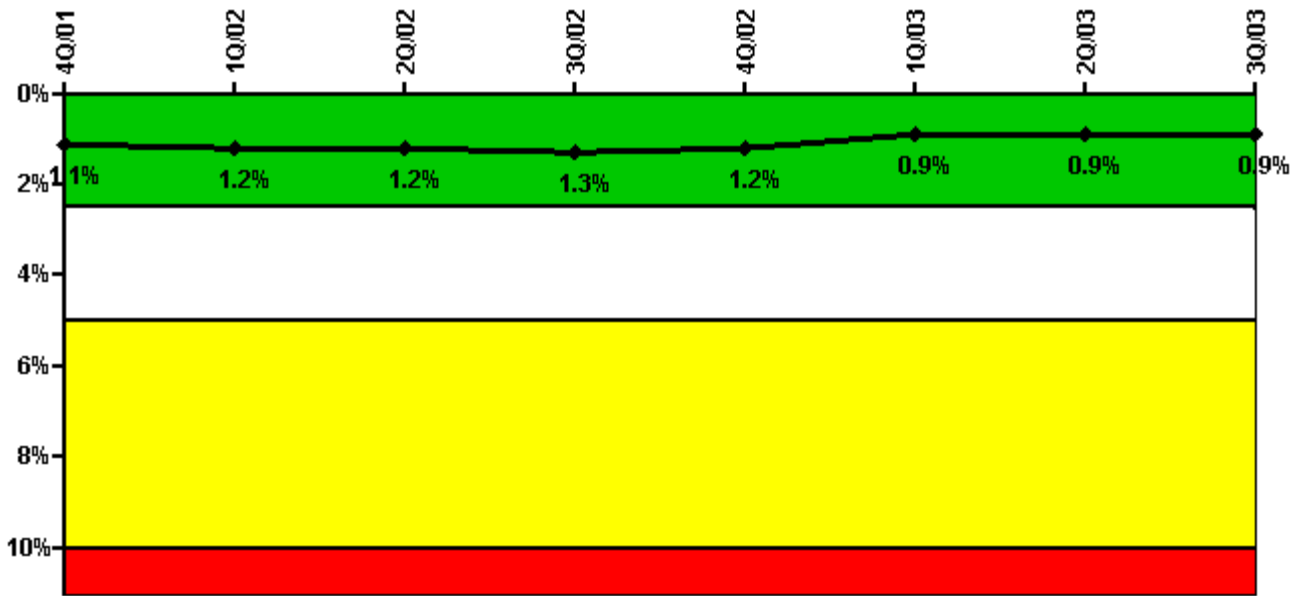
Thresholds: White > 6.0

Notes

Unplanned Power Changes per 7000 Critical Hrs	4Q/01	1Q/02	2Q/02	3Q/02	4Q/02	1Q/03	2Q/03	3Q/03
Unplanned power changes	0	1.0	0	0	0	0	0	0
Critical hours	1908.5	2160.0	2183.0	2208.0	1958.1	1531.5	1511.0	2208.0
Indicator value	0	0.9	0.9	0.8	0.8	0	0	0

Licensee Comments: none

Safety System Unavailability, Emergency AC Power



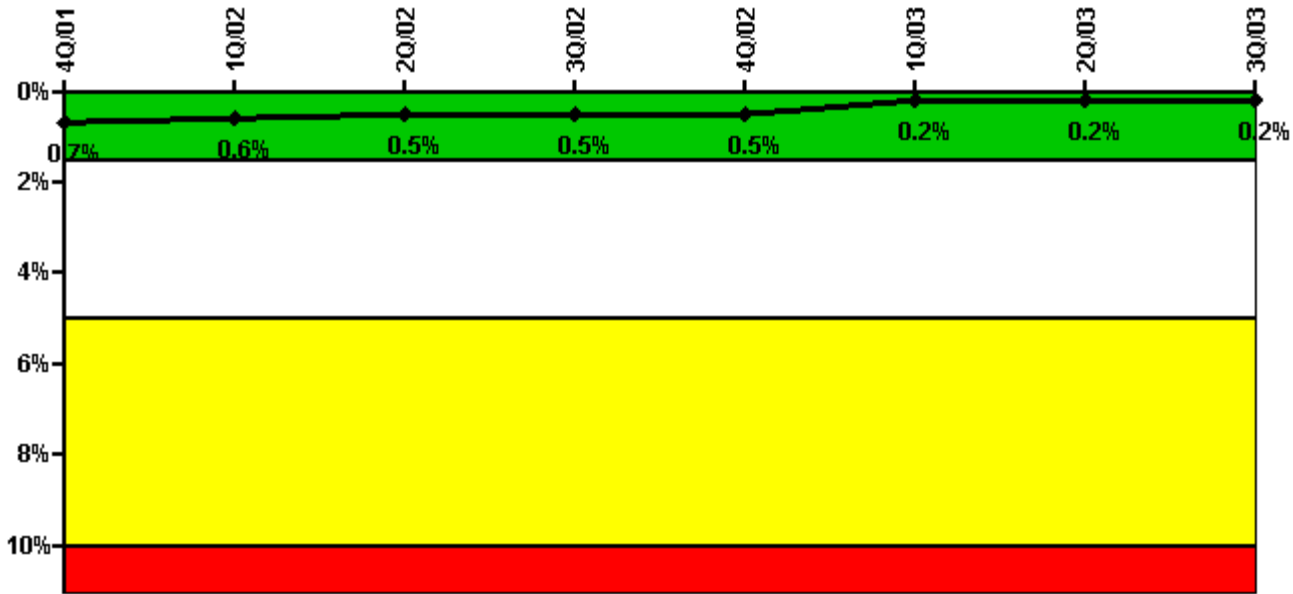
Thresholds: White > 2.5% Yellow > 5.0% Red > 10.0%

Notes

Safety System Unavailability, Emergency AC Power	4Q/01	1Q/02	2Q/02	3Q/02	4Q/02	1Q/03	2Q/03	3Q/03
Train 1								
Planned unavailable hours	10.40	4.40	7.00	31.10	6.20	13.80	4.90	6.00
Unplanned unavailable hours	0	0	0	12.10	0	0	0	0
Fault exposure hours	0	0	0	0	0	0	0	0
Effective Reset hours	0	0	0	0	0	0	0	0
Required hours	2209.00	2160.00	2183.00	2208.00	2209.00	2160.00	2183.00	2208.00
Train 2								
Planned unavailable hours	7.00	11.70	5.50	19.50	6.40	24.90	27.10	6.00
Unplanned unavailable hours	22.60	25.50	0	0	0	0	0	0
Fault exposure hours	0	0	0	0	0	0	0	0
Effective Reset hours	0	0	0	0	0	0	0	0
Required hours	2209.00	2160.00	2183.00	2208.00	2209.00	2160.00	2183.00	2208.00
Indicator value	1.1%	1.2%	1.2%	1.3%	1.2%	0.9%	0.9%	0.9%

Licensee Comments: none

Safety System Unavailability, High Pressure Injection System (HPSI)



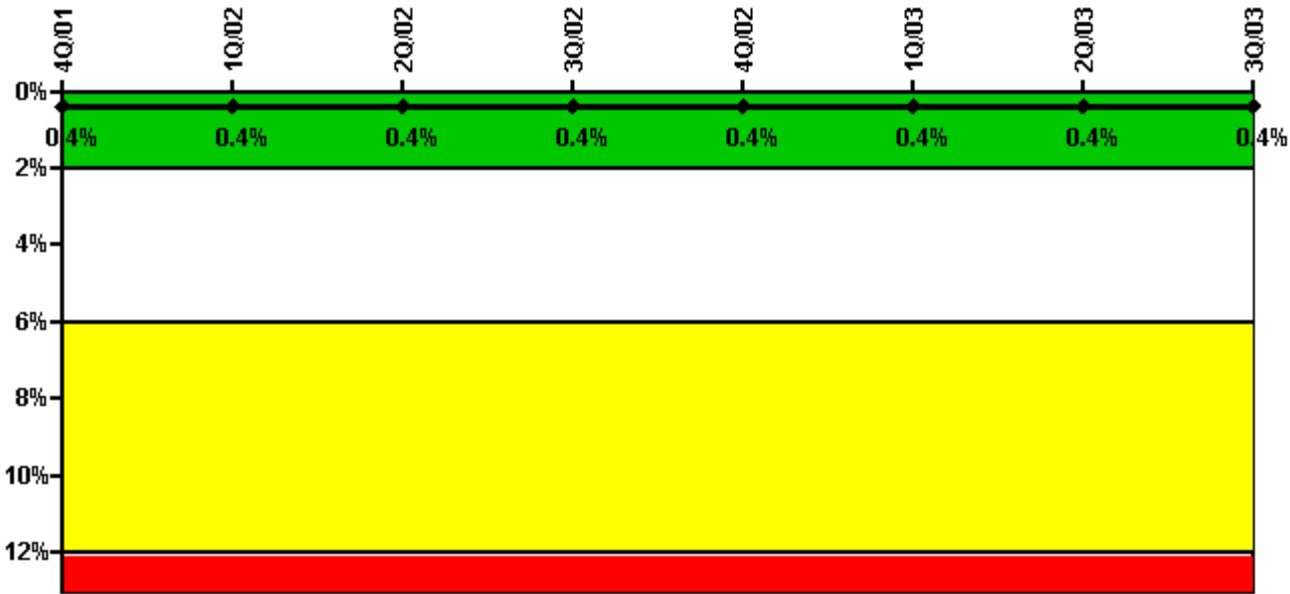
Thresholds: White > 1.5% Yellow > 5.0% Red > 10.0%

Notes

Safety System Unavailability, High Pressure Injection System (HPSI)	4Q/01	1Q/02	2Q/02	3Q/02	4Q/02	1Q/03	2Q/03	3Q/03
Train 1								
Planned unavailable hours	2.59	1.27	3.73	10.09	1.22	2.51	1.39	1.45
Unplanned unavailable hours	0	0	0	0	0	0	0	0
Fault exposure hours	0	0	0	0	0	0	0	0
Effective Reset hours	0	0	0	0	0	0	0	0
Required hours	2124.48	2160.00	2183.00	2208.00	1940.07	1534.70	1599.60	2208.00
Train 2								
Planned unavailable hours	4.29	3.07	2.79	1.35	0.55	1.26	25.47	3.00
Unplanned unavailable hours	0	0	0.40	0	0	0	0	0
Fault exposure hours	0	0	0	0	0	0	0	0
Effective Reset hours	0	0	0	0	0	0	0	0
Required hours	2124.48	2160.00	2183.00	2208.00	1940.07	1534.70	1599.60	2208.00
Indicator value	0.7%	0.6%	0.5%	0.5%	0.5%	0.2%	0.2%	0.2%

Licensee Comments: none

Safety System Unavailability, Heat Removal System (AFW)



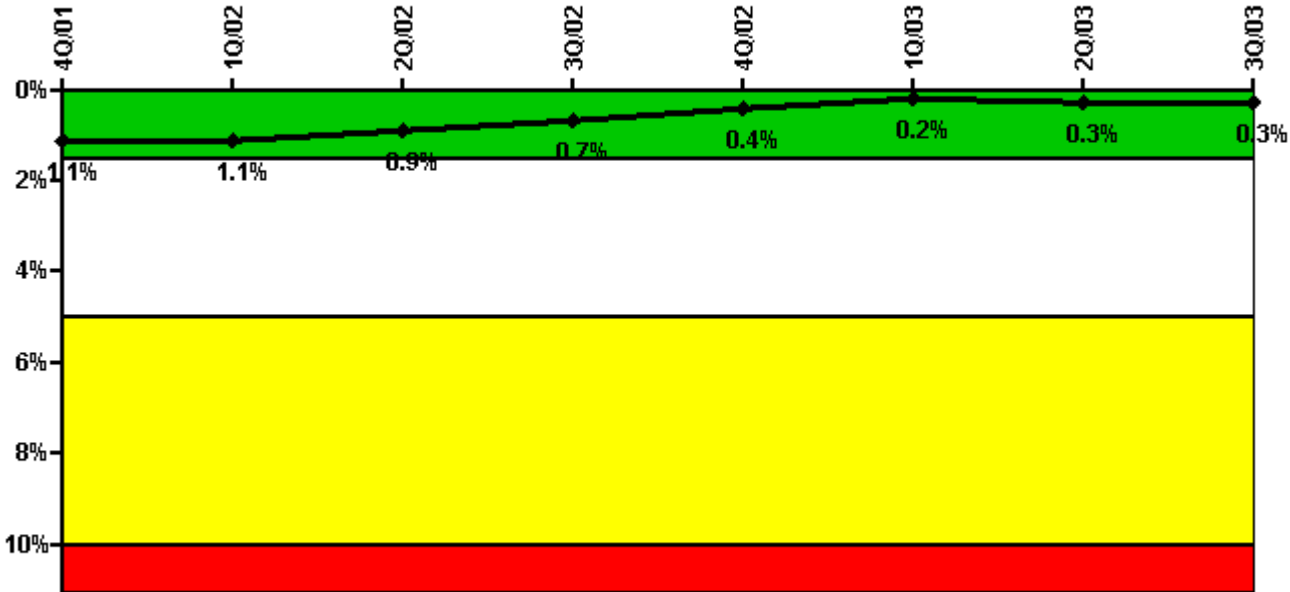
Thresholds: White > 2.0% Yellow > 6.0% Red > 12.0%

Notes

Safety System Unavailability, Heat Removal System (AFW)	4Q/01	1Q/02	2Q/02	3Q/02	4Q/02	1Q/03	2Q/03	3Q/03
Train 1								
Planned unavailable hours	1.00	2.27	3.82	29.88	12.15	0	6.92	0
Unplanned unavailable hours	0	0	0	0	0	0.28	0	0
Fault exposure hours	0	0	0	0	0	0	0	0
Effective Reset hours	0	0	0	0	0	0	0	0
Required hours	2124.48	2160.00	2183.00	2208.00	1940.07	1595.60	1599.60	2208.00
Train 2								
Planned unavailable hours	4.77	0	0	0.98	0	0	0	0
Unplanned unavailable hours	0	0	0	0	0	0	0	0
Fault exposure hours	0	0	0	0	0	0	0	0
Effective Reset hours	0	0	0	0	0	0	0	0
Required hours	2124.48	2160.00	2183.00	2208.00	1940.07	1595.60	1599.60	2208.00
Train 3								
Planned unavailable hours	68.30	0	1.38	1.50	3.17	0	35.15	2.73
Unplanned unavailable hours	0	0	5.20	0	0	0	0	0
Fault exposure hours	0	0	0	0	0	0	0	0
Effective Reset hours	0	0	0	0	0	0	0	0
Required hours	2107.08	2160.00	2183.00	2208.00	1940.07	1595.60	1599.60	2208.00
Indicator value	0.4%	0.4%	0.4%	0.4%	0.4%	0.4%	0.4%	0.4%

Licensee Comments: none

Safety System Unavailability, Residual Heat Removal System



Thresholds: White > 1.5% Yellow > 5.0% Red > 10.0%

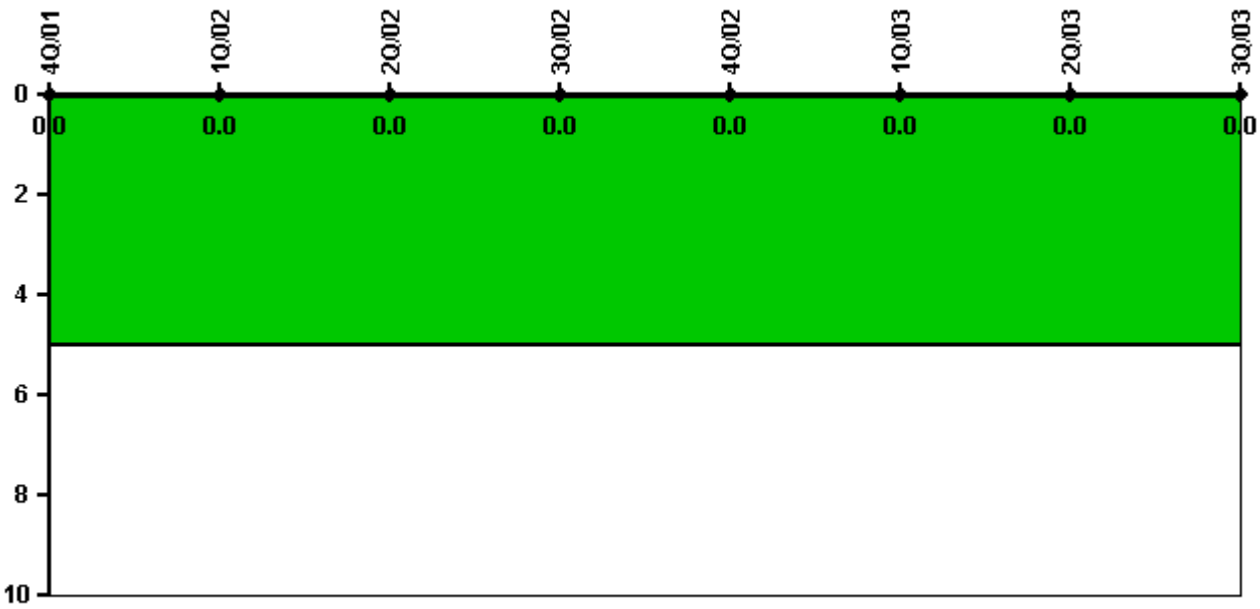
Notes

Safety System Unavailability, Residual Heat Removal System	4Q/01	1Q/02	2Q/02	3Q/02	4Q/02	1Q/03	2Q/03	3Q/03
Train 1								
Planned unavailable hours	1.75	8.33	17.25	1.21	0.27	1.63	29.77	13.47
Unplanned unavailable hours	0	0	0	0	0	0	0	0
Fault exposure hours	0	0	0	0	0	0	0	0
Effective Reset hours	0	0	0	0	0	0	0	0
Required hours	2124.48	2160.00	2183.00	2208.00	2041.33	1587.60	1601.70	2208.00
Train 2								
Planned unavailable hours	12.11	2.14	1.10	1.35	0.30	0.64	32.21	14.08
Unplanned unavailable hours	0	0	0	0	0	0	0	0
Fault exposure hours	0	0	0	0	0	0	0	0
Effective Reset hours	0	0	0	0	0	0	0	0
Required hours	2124.48	2160.00	2183.00	2208.00	2041.33	1587.60	1601.70	2208.00
Train 3								
Planned unavailable hours	0.52	0	0	0	0	0	0	0
Unplanned unavailable hours	0	0	0	0	0	0	0	0
Fault exposure hours	0	0	0	0	0	0	0	0
Effective Reset hours	0	0	0	0	0	0	0	0
Required hours	75.11	0	0	0	200.20	263.10	455.10	0
Train 4								
Planned unavailable hours	0	0	0	0	0	0	2.13	0

Unplanned unavailable hours	0	0	0	0	0	0	0	0
Fault exposure hours	0	0	0	0	0	0	0	0
Effective Reset hours	0	0	0	0	0	0	0	0
Required hours	76.56	0	0	0	200.20	263.10	455.10	0
Indicator value	1.1%	1.1%	0.9%	0.7%	0.4%	0.2%	0.3%	0.3%

Licensee Comments: none

Safety System Functional Failures (PWR)



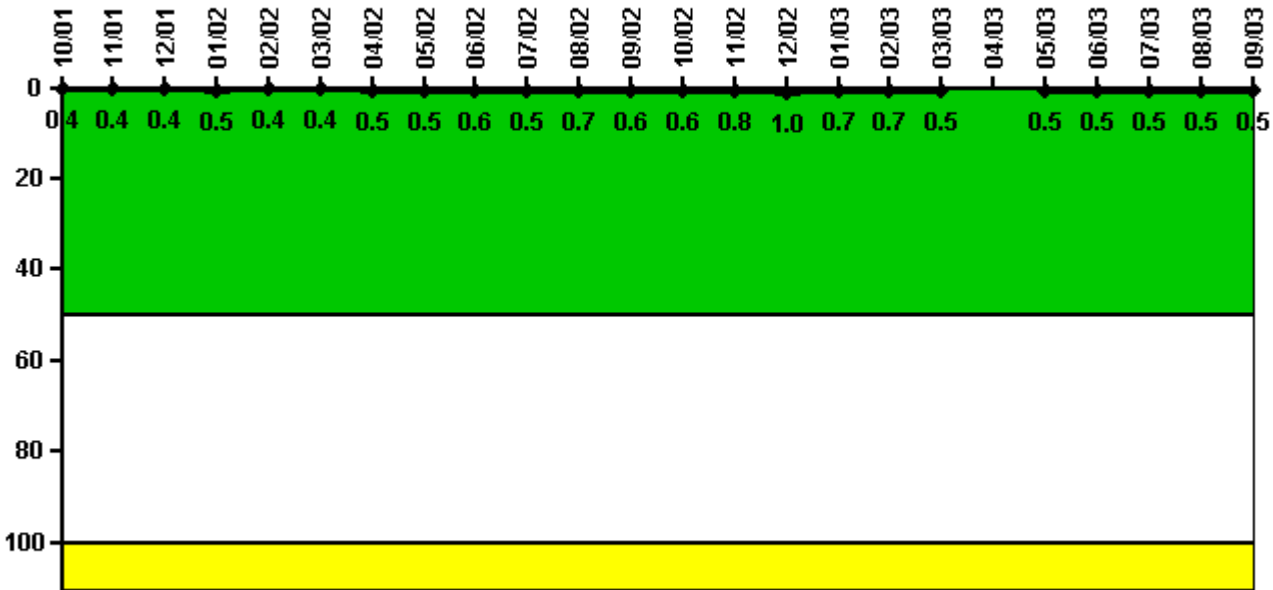
Thresholds: White > 5.0

Notes

Safety System Functional Failures (PWR)	4Q/01	1Q/02	2Q/02	3Q/02	4Q/02	1Q/03	2Q/03	3Q/03
Safety System Functional Failures	0	0	0	0	0	0	0	0
Indicator value	0	0	0	0	0	0	0	0

Licensee Comments: none

Reactor Coolant System Activity



Thresholds: White > 50.0 Yellow > 100.0

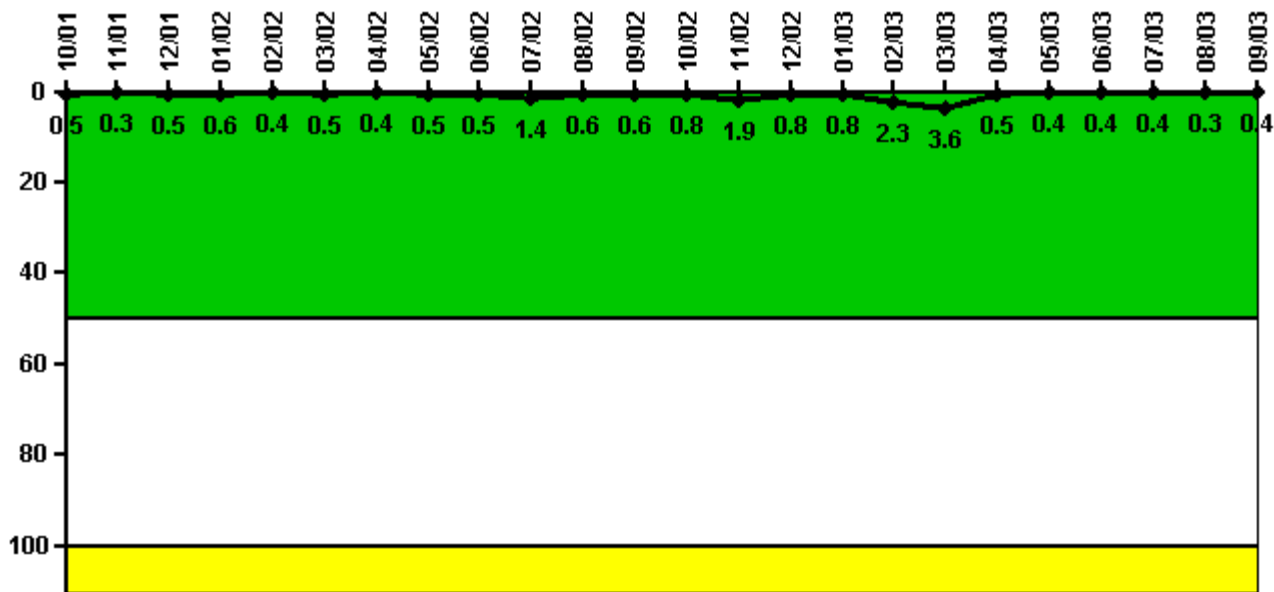
Notes

Reactor Coolant System Activity	10/01	11/01	12/01	1/02	2/02	3/02	4/02	5/02	6/02	7/02	8/02	9/02
Maximum activity	0.000360	0.000389	0.000376	0.000515	0.000448	0.000433	0.000540	0.000540	0.000570	0.000539	0.000650	0.000606
Technical specification limit	0.1	0.1	0.1	0.1	0.1	0.1	0.1	0.1	0.1	0.1	0.1	0.1
Indicator value	0.4	0.4	0.4	0.5	0.4	0.4	0.5	0.5	0.6	0.5	0.7	0.6

Reactor Coolant System Activity	10/02	11/02	12/02	1/03	2/03	3/03	4/03	5/03	6/03	7/03	8/03	9/03
Maximum activity	0.000642	0.000806	0.000979	0.000705	0.000687	0.000509	N/A	0.000529	0.000450	0.000488	0.000497	0.000526
Technical specification limit	0.1	0.1	0.1	0.1	0.1	0.1	0.1	0.1	0.1	0.1	0.1	0.1
Indicator value	0.6	0.8	1.0	0.7	0.7	0.5	N/A	0.5	0.5	0.5	0.5	0.5

Licensee Comments: none

Reactor Coolant System Leakage



Thresholds: White > 50.0 Yellow > 100.0

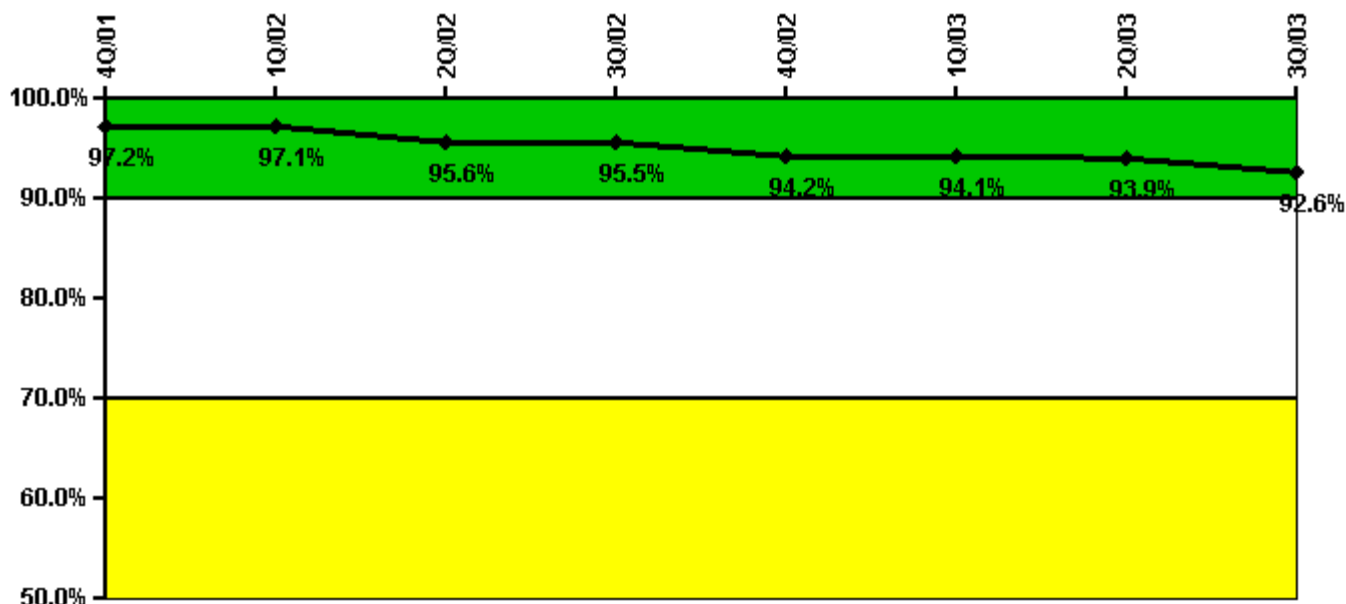
Notes

Reactor Coolant System Leakage	10/01	11/01	12/01	1/02	2/02	3/02	4/02	5/02	6/02	7/02	8/02	9/02
Maximum leakage	0.050	0.030	0.050	0.060	0.040	0.050	0.040	0.050	0.050	0.140	0.060	0.060
Technical specification limit	10.0	10.0	10.0	10.0	10.0	10.0	10.0	10.0	10.0	10.0	10.0	10.0
Indicator value	0.5	0.3	0.5	0.6	0.4	0.5	0.4	0.5	0.5	1.4	0.6	0.6

Reactor Coolant System Leakage	10/02	11/02	12/02	1/03	2/03	3/03	4/03	5/03	6/03	7/03	8/03	9/03
Maximum leakage	0.080	0.190	0.080	0.081	0.230	0.360	0.050	0.040	0.044	0.040	0.030	0.040
Technical specification limit	10.0	10.0	10.0	10.0	10.0	10.0	10.0	10.0	10.0	10.0	10.0	10.0
Indicator value	0.8	1.9	0.8	0.8	2.3	3.6	0.5	0.4	0.4	0.4	0.3	0.4

Licensee Comments: none

Drill/Exercise Performance



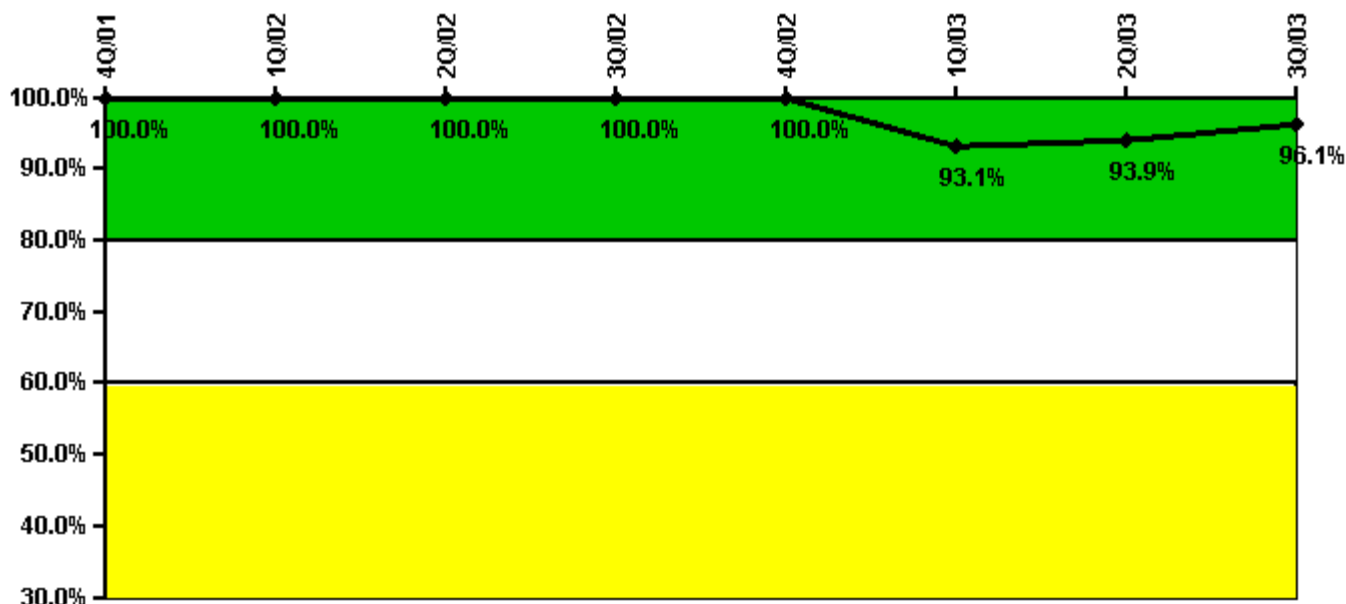
Thresholds: White < 90.0% Yellow < 70.0%

Notes

Drill/Exercise Performance	4Q/01	1Q/02	2Q/02	3Q/02	4Q/02	1Q/03	2Q/03	3Q/03
Successful opportunities	39.0	5.0	25.0	46.0	29.0	2.0	15.0	14.0
Total opportunities	39.0	5.0	30.0	48.0	33.0	2.0	16.0	16.0
Indicator value	97.2%	97.1%	95.6%	95.5%	94.2%	94.1%	93.9%	92.6%

Licensee Comments: none

ERO Drill Participation



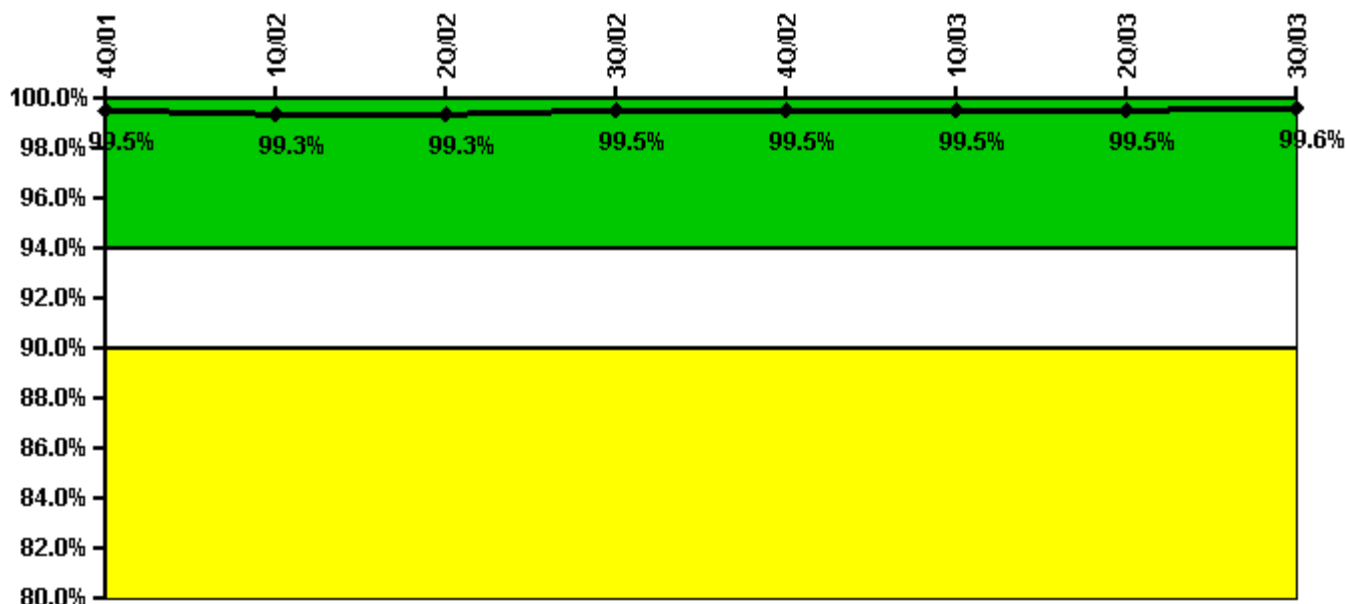
Thresholds: White < 80.0% Yellow < 60.0%

Notes

ERO Drill Participation	4Q/01	1Q/02	2Q/02	3Q/02	4Q/02	1Q/03	2Q/03	3Q/03
Participating Key personnel	104.0	104.0	105.0	120.0	121.0	122.0	123.0	122.0
Total Key personnel	104.0	104.0	105.0	120.0	121.0	131.0	131.0	127.0
Indicator value	100.0%	100.0%	100.0%	100.0%	100.0%	93.1%	93.9%	96.1%

Licensee Comments: none

Alert & Notification System



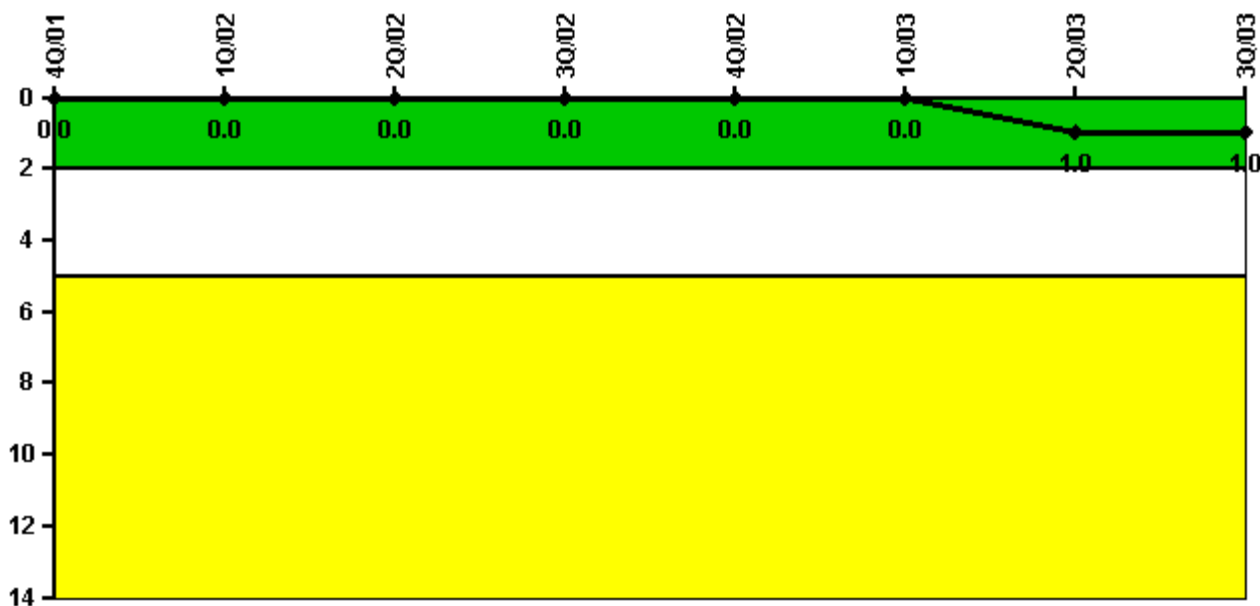
Thresholds: White < 94.0% Yellow < 90.0%

Notes

Alert & Notification System	4Q/01	1Q/02	2Q/02	3Q/02	4Q/02	1Q/03	2Q/03	3Q/03
Successful siren-tests	218	109	117	117	232	116	117	238
Total sirens-tests	220	110	117	117	234	117	117	238
Indicator value	99.5%	99.3%	99.3%	99.5%	99.5%	99.5%	99.5%	99.6%

Licensee Comments: none

Occupational Exposure Control Effectiveness



Thresholds: White > 2.0 Yellow > 5.0

Notes

Occupational Exposure Control Effectiveness	4Q/01	1Q/02	2Q/02	3Q/02	4Q/02	1Q/03	2Q/03	3Q/03
High radiation area occurrences	0	0	0	0	0	0	1	0
Very high radiation area occurrences	0	0	0	0	0	0	0	0
Unintended exposure occurrences	0	0	0	0	0	0	0	0
Indicator value	0	0	0	0	0	0	1	1

Licensee Comments: none

RETS/ODCM Radiological Effluent



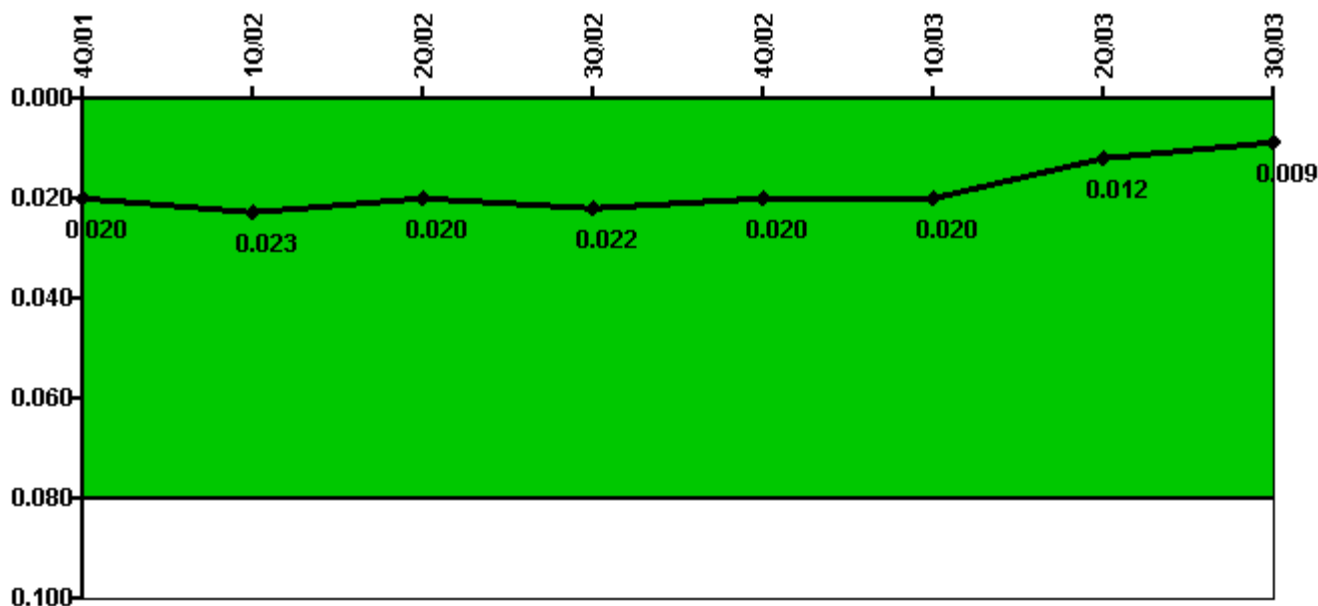
Thresholds: White > 1.0 Yellow > 3.0

Notes

RETS/ODCM Radiological Effluent	4Q/01	1Q/02	2Q/02	3Q/02	4Q/02	1Q/03	2Q/03	3Q/03
RETS/ODCM occurrences	0	0	0	0	0	0	0	0
Indicator value	0	0	0	0	0	0	0	0

Licensee Comments: none

Protected Area Security Performance Index



Thresholds: White > 0.080

Notes

Protected Area Security Performance Index	4Q/01	1Q/02	2Q/02	3Q/02	4Q/02	1Q/03	2Q/03	3Q/03
IDS compensatory hours	119.85	287.09	420.56	196.75	43.38	134.68	75.53	95.44
CCTV compensatory hours	7.1	0	6.4	0	0	0.5	3.1	0
IDS normalization factor	2.75	2.75	2.75	2.75	2.75	2.35	2.15	2.15
CCTV normalization factor	1.5	1.5	1.5	1.5	1.5	1.7	1.8	1.8
Index Value	0.020	0.023	0.020	0.022	0.020	0.020	0.012	0.009

Licensee Comments: none

Personnel Screening Program



Thresholds: White > 2.0 Yellow > 5.0

Notes

Personnel Screening Program	4Q/01	1Q/02	2Q/02	3Q/02	4Q/02	1Q/03	2Q/03	3Q/03
Program failures	0	0	0	0	0	0	0	0
Indicator value	0	0	0	0	0	0	0	0

Licensee Comments: none

FFD/Personnel Reliability



Thresholds: White > 2.0 Yellow > 5.0

Notes

FFD/Personnel Reliability	4Q/01	1Q/02	2Q/02	3Q/02	4Q/02	1Q/03	2Q/03	3Q/03
Program Failures	0	0	0	0	0	0	0	0
Indicator value	0	0	0	0	0	0	0	0

Licensee Comments: none

▲ [PI Summary](#) | [Inspection Findings Summary](#) | [Reactor Oversight Process](#)

Last Modified: October 22, 2003