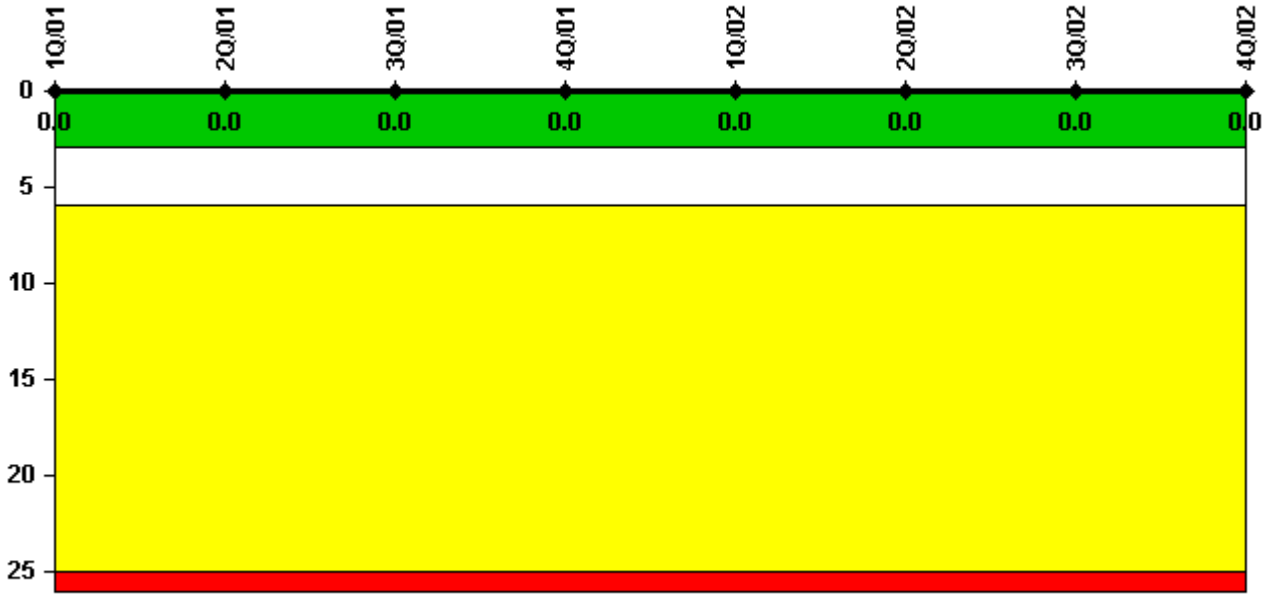


Ocone 2

4Q/2002 Performance Indicators

Licensee's General Comments: none

Unplanned Scrams per 7000 Critical Hrs



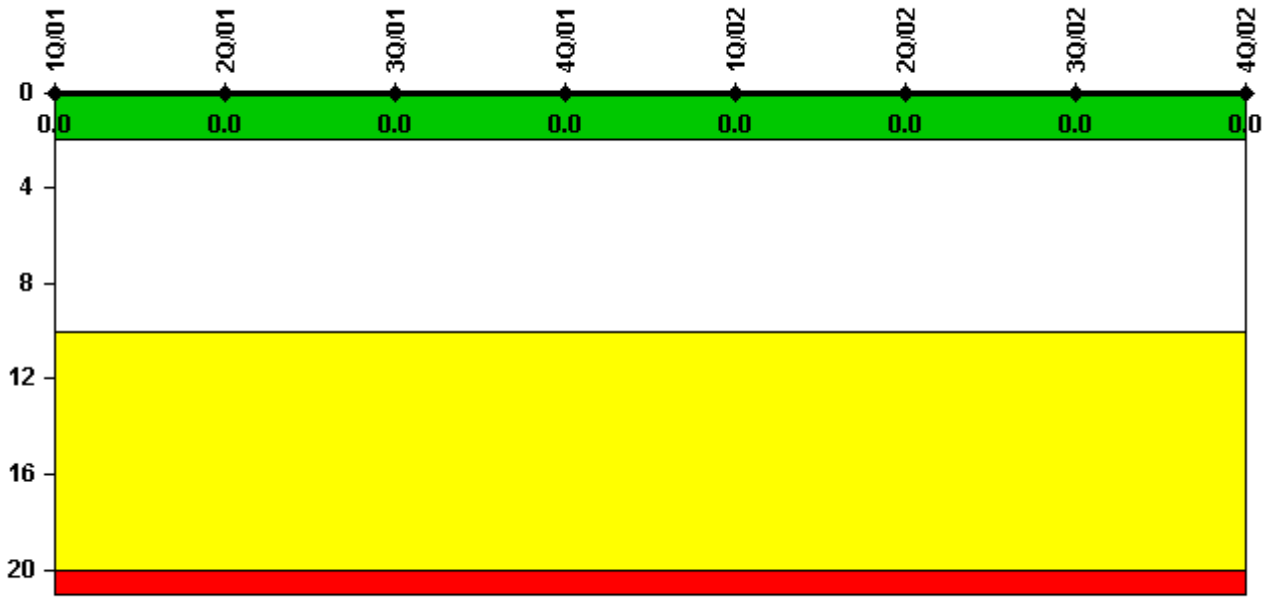
Thresholds: White > 3.0 Yellow > 6.0 Red > 25.0

Notes

Unplanned Scrams per 7000 Critical Hrs	1Q/01	2Q/01	3Q/01	4Q/01	1Q/02	2Q/02	3Q/02	4Q/02
Unplanned scrams	0	0	0	0	0	0	0	0
Critical hours	2160.0	1397.1	2208.0	2209.0	2160.0	2183.0	2208.0	1219.5
Indicator value	0	0	0	0	0	0	0	0

Licensee Comments: none

Scrams with Loss of Normal Heat Removal



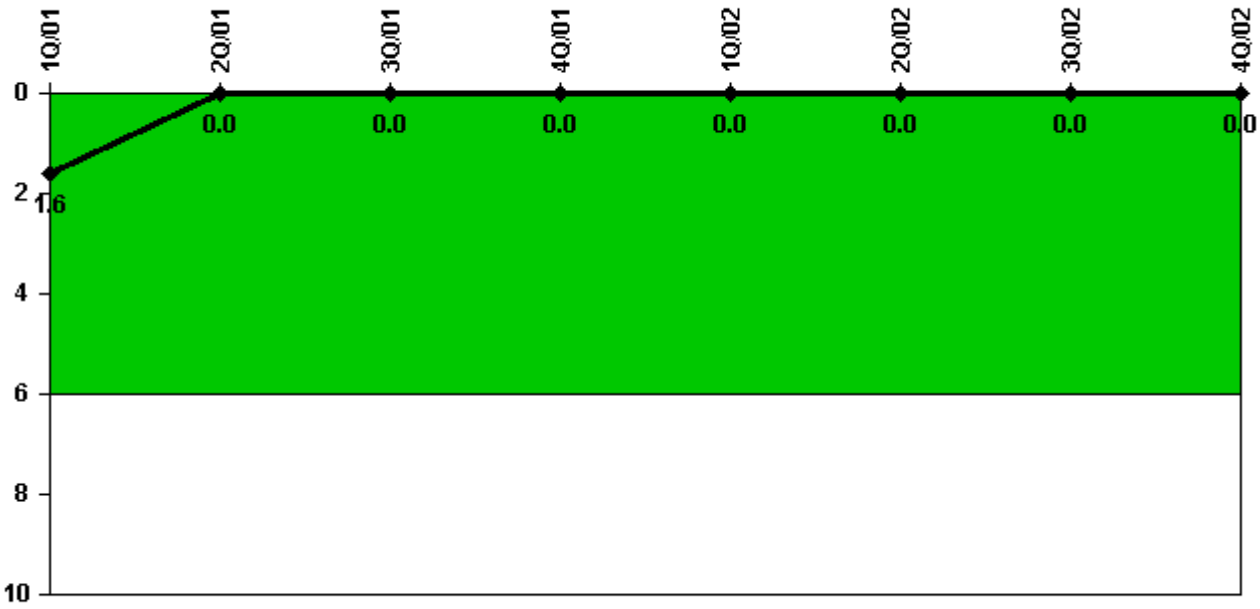
Thresholds: White > 2.0 Yellow > 10.0 Red > 20.0

Notes

Scrams with Loss of Normal Heat Removal	1Q/01	2Q/01	3Q/01	4Q/01	1Q/02	2Q/02	3Q/02	4Q/02
Scrams	0	0	0	0	0	0	0	0
Indicator value	0	0	0	0	0	0	0	0

Licensee Comments: none

Unplanned Power Changes per 7000 Critical Hrs



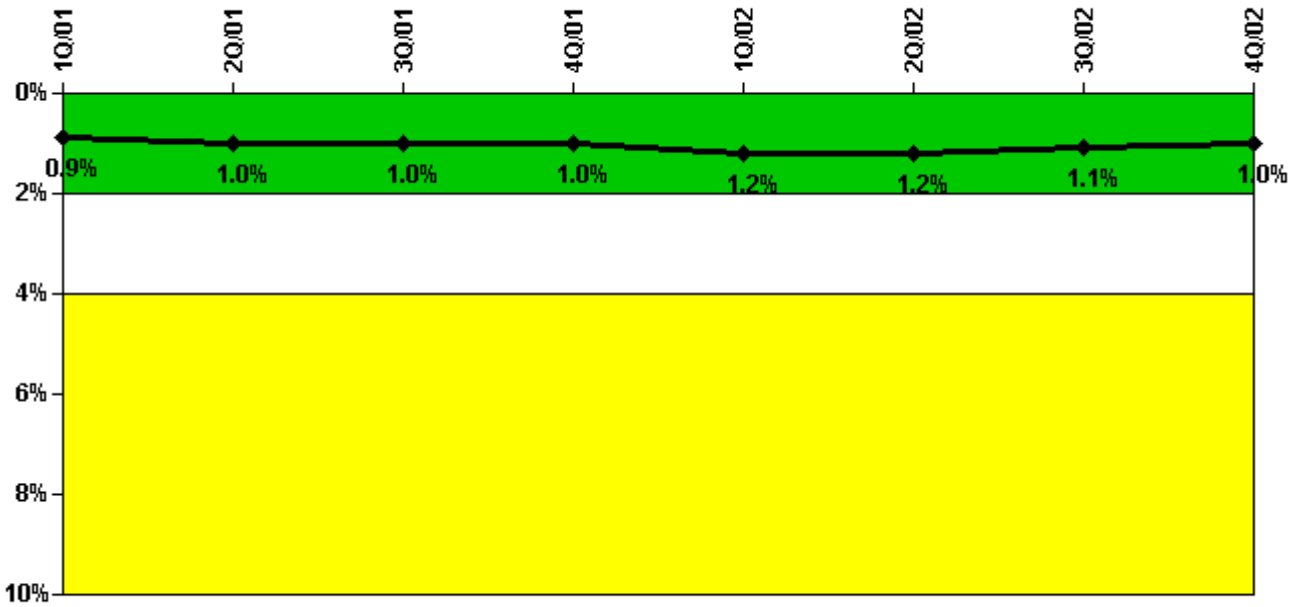
Thresholds: White > 6.0

Notes

Unplanned Power Changes per 7000 Critical Hrs	1Q/01	2Q/01	3Q/01	4Q/01	1Q/02	2Q/02	3Q/02	4Q/02
Unplanned power changes	0	0	0	0	0	0	0	0
Critical hours	2160.0	1397.1	2208.0	2209.0	2160.0	2183.0	2208.0	1219.5
Indicator value	1.6	0	0	0	0	0	0	0

Licensee Comments: none

Safety System Unavailability, Emergency AC Power



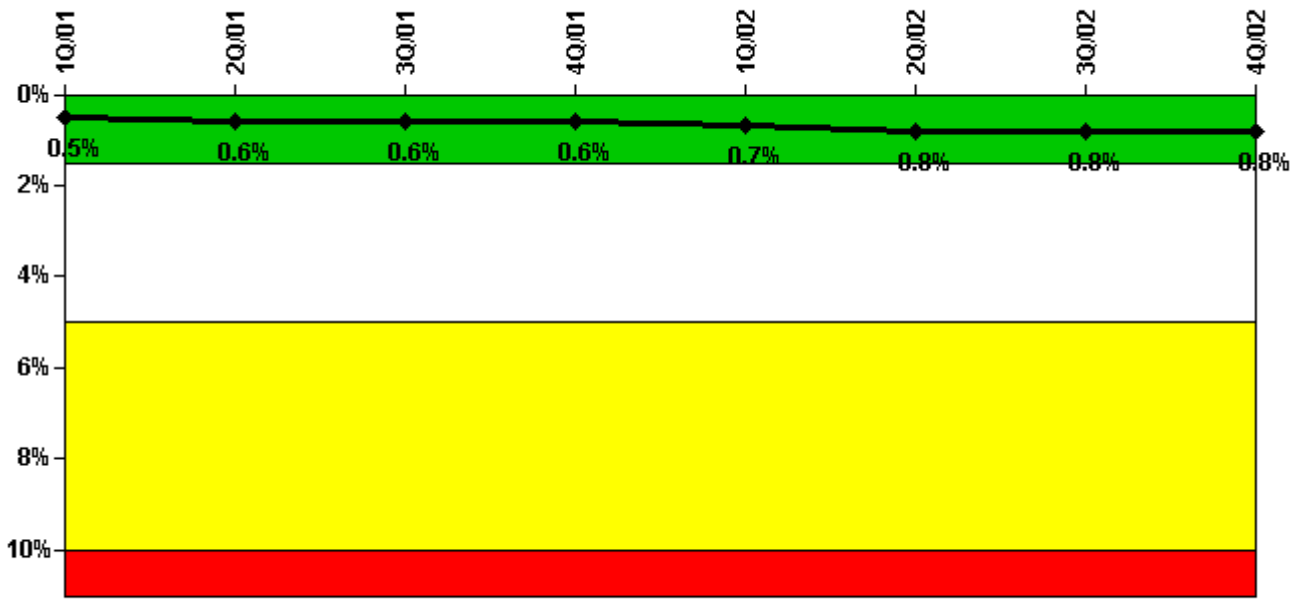
Thresholds: White > 2.0% Yellow > 4.0% Red > 10.0%

Notes

Safety System Unavailability, Emergency AC Power	1Q/01	2Q/01	3Q/01	4Q/01	1Q/02	2Q/02	3Q/02	4Q/02
Train 1								
Planned unavailable hours	18.07	0	0	5.29	86.79	0.73	0	0
Unplanned unavailable hours	0	0	0	0	0	0	0	0
Fault exposure hours	0	0	0	0	0	0	0	0
Effective Reset hours	0	0	0	0	0	0	0	0
Required hours	2160.00	1466.96	2208.00	2209.00	2160.00	2183.00	2208.00	1463.64
Indicator value	0.9%	1.0%	1.0%	1.0%	1.2%	1.2%	1.1%	1.0%

Licensee Comments: none

Safety System Unavailability, High Pressure Injection System (HPSI)



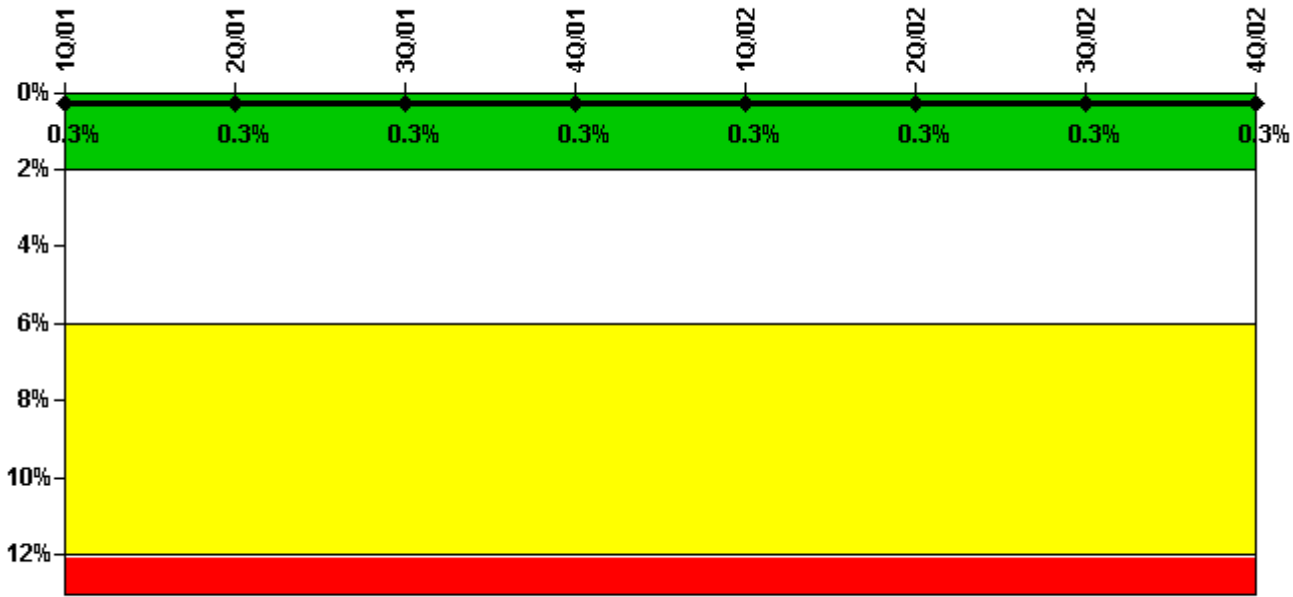
Thresholds: White > 1.5% Yellow > 5.0% Red > 10.0%

Notes

Safety System Unavailability, High Pressure Injection System (HPSI)	1Q/01	2Q/01	3Q/01	4Q/01	1Q/02	2Q/02	3Q/02	4Q/02
Train 1								
Planned unavailable hours	12.28	39.96	28.22	4.67	44.47	2.60	10.73	7.85
Unplanned unavailable hours	21.47	0	0	2.23	0	0	0	0
Fault exposure hours	0	0	0	0	0	0	0	0
Effective Reset hours	0	0	0	0	0	0	0	0
Required hours	2160.00	1434.50	2208.00	2209.00	2160.00	2183.00	2208.00	1260.50
Train 2								
Planned unavailable hours	24.14	15.10	0.68	10.60	40.92	9.47	20.16	10.56
Unplanned unavailable hours	0	0	0	0	0	6.55	0	0
Fault exposure hours	0	0	0	0	0	0	0	0
Effective Reset hours	0	0	0	0	0	0	0	0
Required hours	2160.00	1434.50	2208.00	2209.00	2160.00	2183.00	2208.00	1260.50
Indicator value	0.5%	0.6%	0.6%	0.6%	0.7%	0.8%	0.8%	0.8%

Licensee Comments: none

Safety System Unavailability, Heat Removal System (AFW)



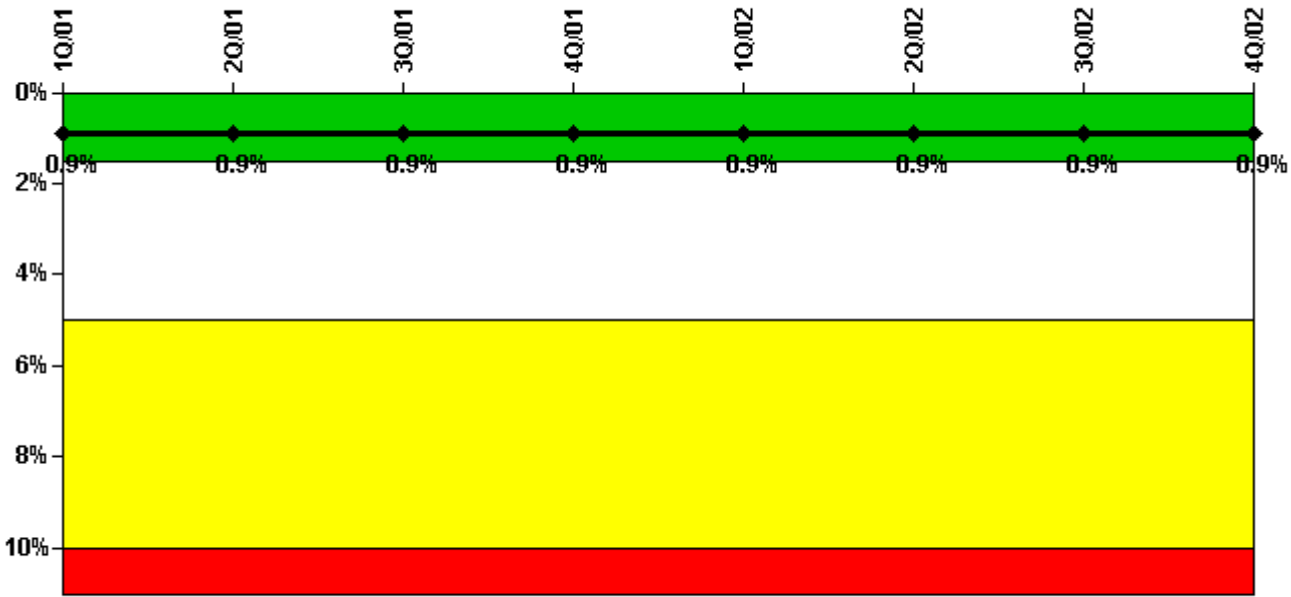
Thresholds: White > 2.0% Yellow > 6.0% Red > 12.0%

Notes

Safety System Unavailability, Heat Removal System (AFW)	1Q/01	2Q/01	3Q/01	4Q/01	1Q/02	2Q/02	3Q/02	4Q/02
Train 1								
Planned unavailable hours	8.00	0	9.50	1.83	10.70	3.50	2.10	14.00
Unplanned unavailable hours	0	0	0	0	0	0	0	0
Fault exposure hours	0	0	0	0	0	0	0	0
Effective Reset hours	0	0	0	0	0	0	0	0
Required hours	2160.00	1435.60	2208.00	2209.00	2160.00	2183.00	2208.00	1251.25
Train 2								
Planned unavailable hours	10.00	0	7.30	12.33	7.00	1.50	0.25	22.50
Unplanned unavailable hours	0	0	0	0	0	0	0	0
Fault exposure hours	0	0	0	0	0	0	0	0
Effective Reset hours	0	0	0	0	0	0	0	0
Required hours	2160.00	1435.60	2208.00	2209.00	2160.00	2183.00	2208.00	1251.25
Train 3								
Planned unavailable hours	2.20	2.60	1.33	2.83	7.20	2.00	4.50	5.20
Unplanned unavailable hours	0	0	0	0	0	0	0	0
Fault exposure hours	0	0	0	0	0	0	0	0
Effective Reset hours	0	0	0	0	0	0	0	0
Required hours	2160.00	1435.60	2208.00	2209.00	2160.00	2183.00	2208.00	1251.25
Indicator value	0.3%	0.3%	0.3%	0.3%	0.3%	0.3%	0.3%	0.3%

Licensee Comments: none

Safety System Unavailability, Residual Heat Removal System



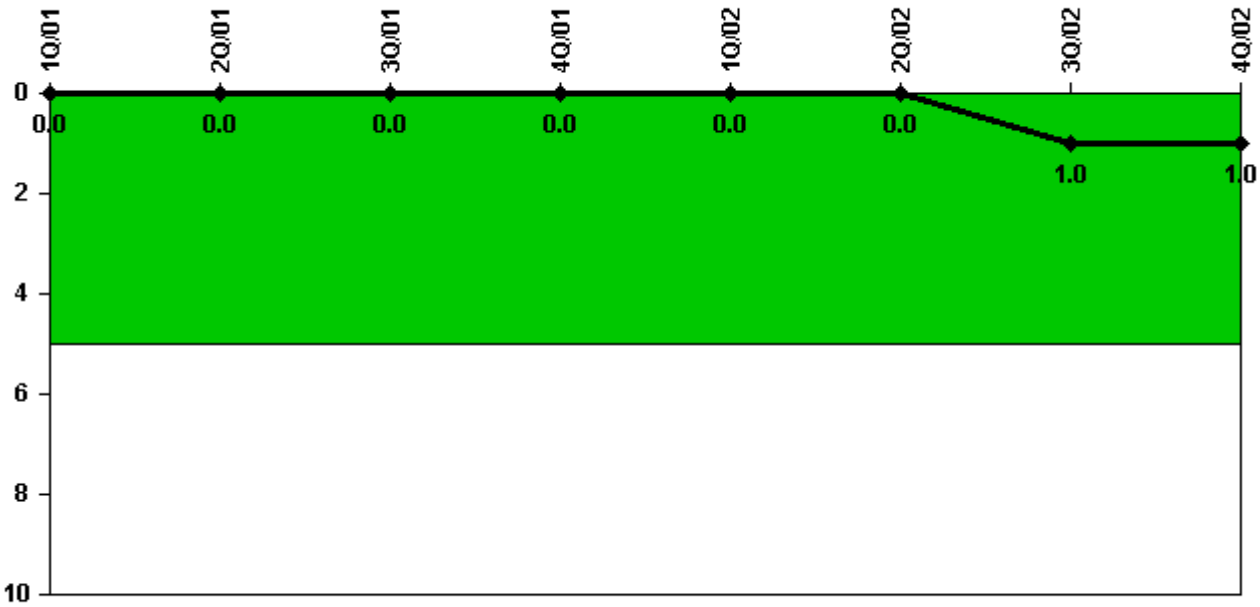
Thresholds: White > 1.5% Yellow > 5.0% Red > 10.0%

Notes

Safety System Unavailability, Residual Heat Removal System	1Q/01	2Q/01	3Q/01	4Q/01	1Q/02	2Q/02	3Q/02	4Q/02
Train 1								
Planned unavailable hours	28.10	10.80	13.90	17.70	16.20	16.10	20.20	25.00
Unplanned unavailable hours	0	0	0	0	0	0	0	0
Fault exposure hours	0	0	0	0	0	17.30	0	0
Effective Reset hours	0	0	0	0	0	0	0	0
Required hours	2160.00	2183.00	2208.00	2209.00	2160.00	2183.00	2208.00	2209.00
Train 2								
Planned unavailable hours	20.40	12.60	13.10	2.40	21.10	19.30	20.60	31.10
Unplanned unavailable hours	0	0	0	0	0	0	0	0
Fault exposure hours	0	0	0	0	0	17.30	0	0
Effective Reset hours	0	0	0	0	0	0	0	0
Required hours	2160.00	2183.00	2208.00	2209.00	2160.00	2183.00	2208.00	2209.00
Indicator value	0.9%	0.9%	0.9%	0.9%	0.9%	0.9%	0.9%	0.9%

Licensee Comments: none

Safety System Functional Failures (PWR)



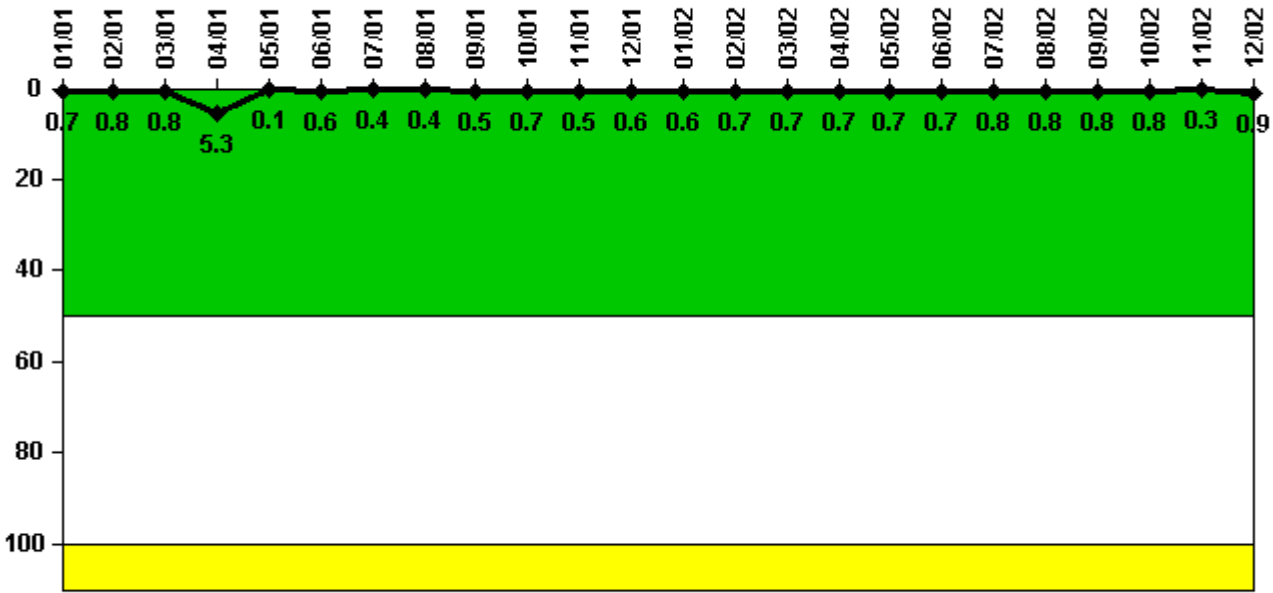
Thresholds: White > 5.0

Notes

Safety System Functional Failures (PWR)	1Q/01	2Q/01	3Q/01	4Q/01	1Q/02	2Q/02	3Q/02	4Q/02
Safety System Functional Failures	0	0	0	0	0	0	1	0
Indicator value	0	0	0	0	0	0	1	1

Licensee Comments: none

Reactor Coolant System Activity



Thresholds: White > 50.0 Yellow > 100.0

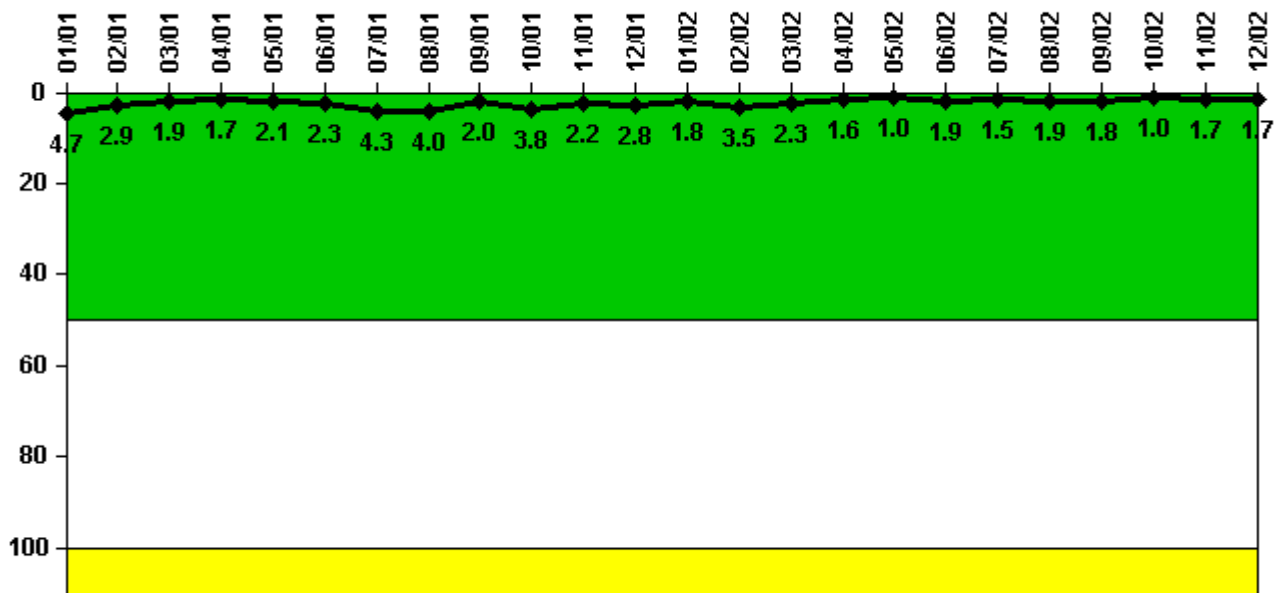
Notes

Reactor Coolant System Activity	1/01	2/01	3/01	4/01	5/01	6/01	7/01	8/01	9/01	10/01	11/01	12/01
Maximum activity	0.007300	0.008000	0.008000	0.052800	0.001430	0.006400	0.003900	0.004100	0.004800	0.006800	0.005400	0.005500
Technical specification limit	1.0	1.0	1.0	1.0	1.0	1.0	1.0	1.0	1.0	1.0	1.0	1.0
Indicator value	0.7	0.8	0.8	5.3	0.1	0.6	0.4	0.4	0.5	0.7	0.5	0.6

Reactor Coolant System Activity	1/02	2/02	3/02	4/02	5/02	6/02	7/02	8/02	9/02	10/02	11/02	12/02
Maximum activity	0.005700	0.006700	0.006600	0.007100	0.007100	0.007100	0.008300	0.008000	0.008200	0.008200	0.002800	0.009100
Technical specification limit	1.0	1.0	1.0	1.0	1.0	1.0	1.0	1.0	1.0	1.0	1.0	1.0
Indicator value	0.6	0.7	0.7	0.7	0.7	0.7	0.8	0.8	0.8	0.8	0.3	0.9

Licensee Comments: none

Reactor Coolant System Leakage



Thresholds: White > 50.0 Yellow > 100.0

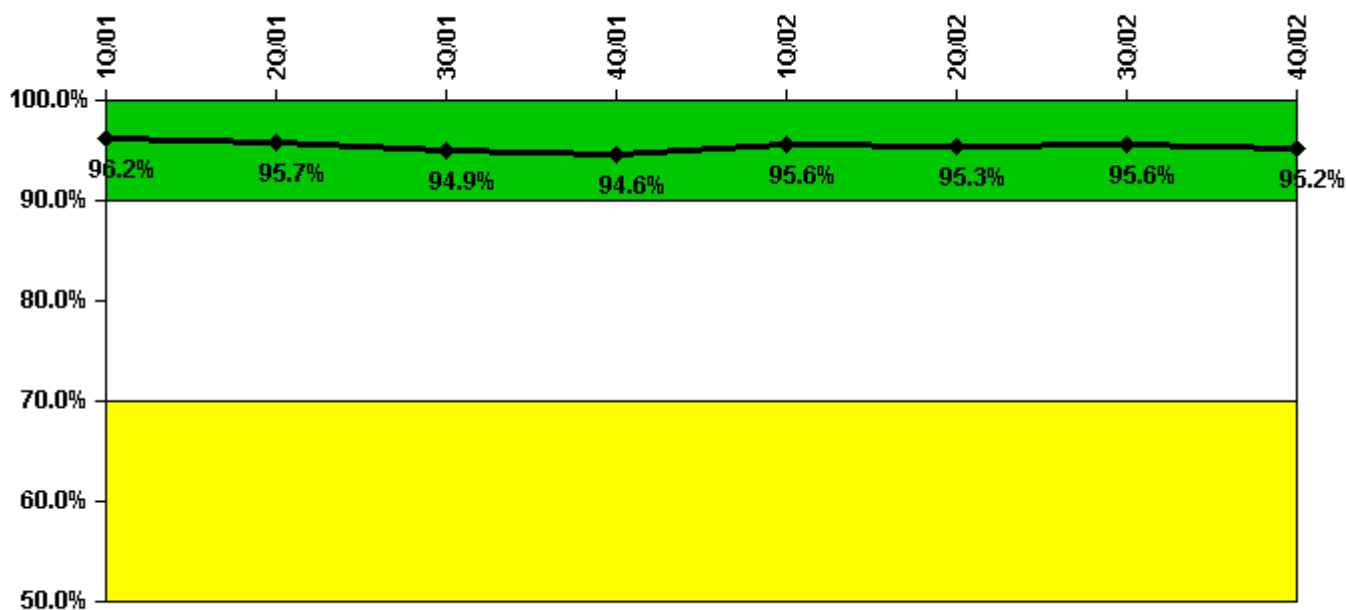
Notes

Reactor Coolant System Leakage	1/01	2/01	3/01	4/01	5/01	6/01	7/01	8/01	9/01	10/01	11/01	12/01
Maximum leakage	0.470	0.290	0.190	0.170	0.210	0.230	0.430	0.400	0.200	0.380	0.220	0.280
Technical specification limit	10.0	10.0	10.0	10.0	10.0	10.0	10.0	10.0	10.0	10.0	10.0	10.0
Indicator value	4.7	2.9	1.9	1.7	2.1	2.3	4.3	4.0	2.0	3.8	2.2	2.8

Reactor Coolant System Leakage	1/02	2/02	3/02	4/02	5/02	6/02	7/02	8/02	9/02	10/02	11/02	12/02
Maximum leakage	0.180	0.350	0.230	0.160	0.100	0.190	0.150	0.190	0.180	0.100	0.170	0.170
Technical specification limit	10.0	10.0	10.0	10.0	10.0	10.0	10.0	10.0	10.0	10.0	10.0	10.0
Indicator value	1.8	3.5	2.3	1.6	1.0	1.9	1.5	1.9	1.8	1.0	1.7	1.7

Licensee Comments: none

Drill/Exercise Performance



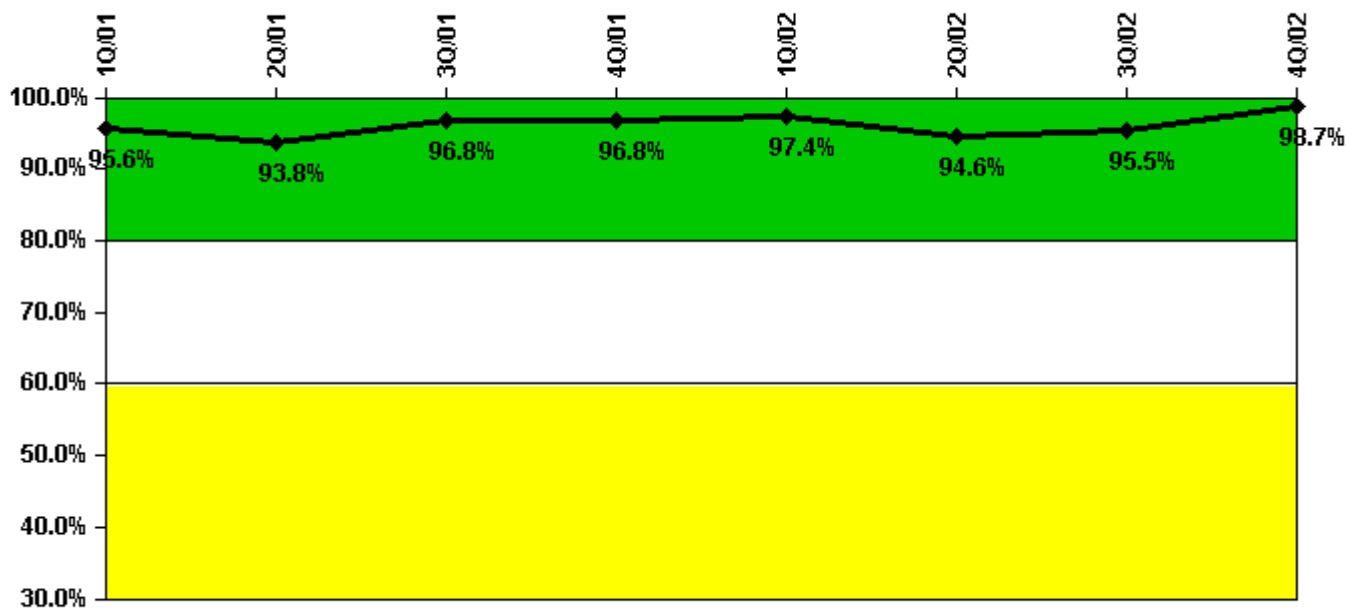
Thresholds: White < 90.0% Yellow < 70.0%

Notes

Drill/Exercise Performance	1Q/01	2Q/01	3Q/01	4Q/01	1Q/02	2Q/02	3Q/02	4Q/02
Successful opportunities	22.0	23.0	48.0	9.0	12.0	32.0	55.0	16.0
Total opportunities	22.0	25.0	52.0	10.0	12.0	34.0	56.0	17.0
Indicator value	96.2%	95.7%	94.9%	94.6%	95.6%	95.3%	95.6%	95.2%

Licensee Comments: none

ERO Drill Participation



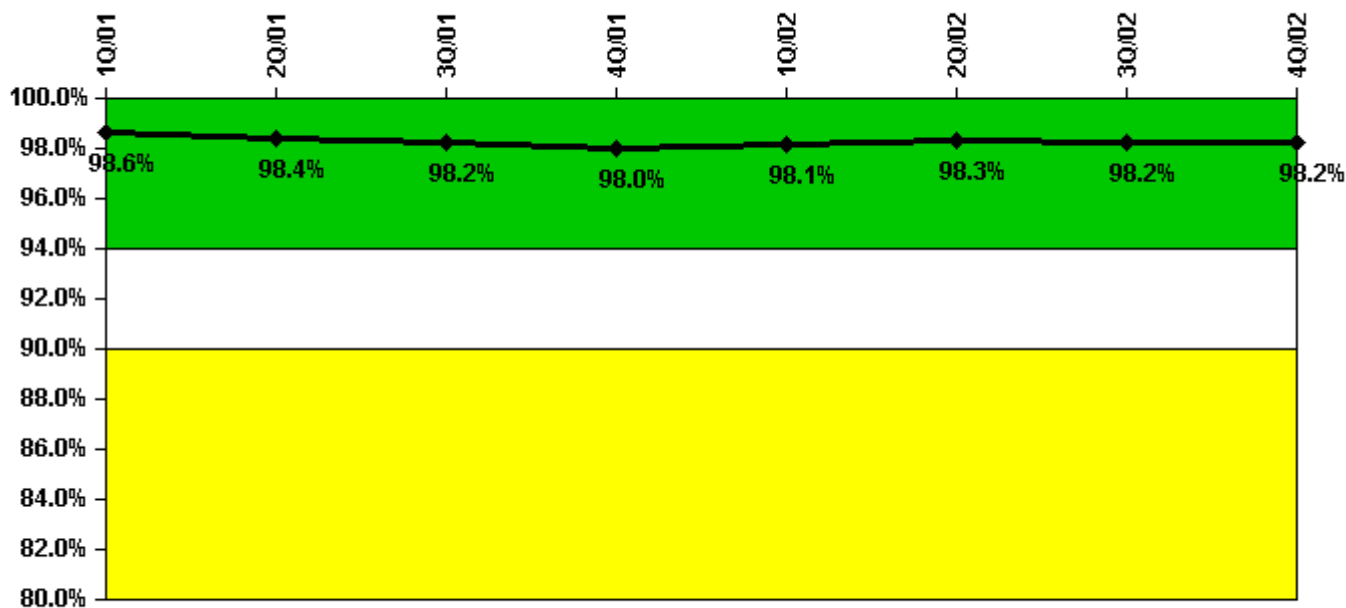
Thresholds: White < 80.0% Yellow < 60.0%

Notes

ERO Drill Participation	1Q/01	2Q/01	3Q/01	4Q/01	1Q/02	2Q/02	3Q/02	4Q/02
Participating Key personnel	131.0	135.0	150.0	150.0	149.0	141.0	149.0	151.0
Total Key personnel	137.0	144.0	155.0	155.0	153.0	149.0	156.0	153.0
Indicator value	95.6%	93.8%	96.8%	96.8%	97.4%	94.6%	95.5%	98.7%

Licensee Comments: none

Alert & Notification System



Thresholds: White < 94.0% Yellow < 90.0%

Notes

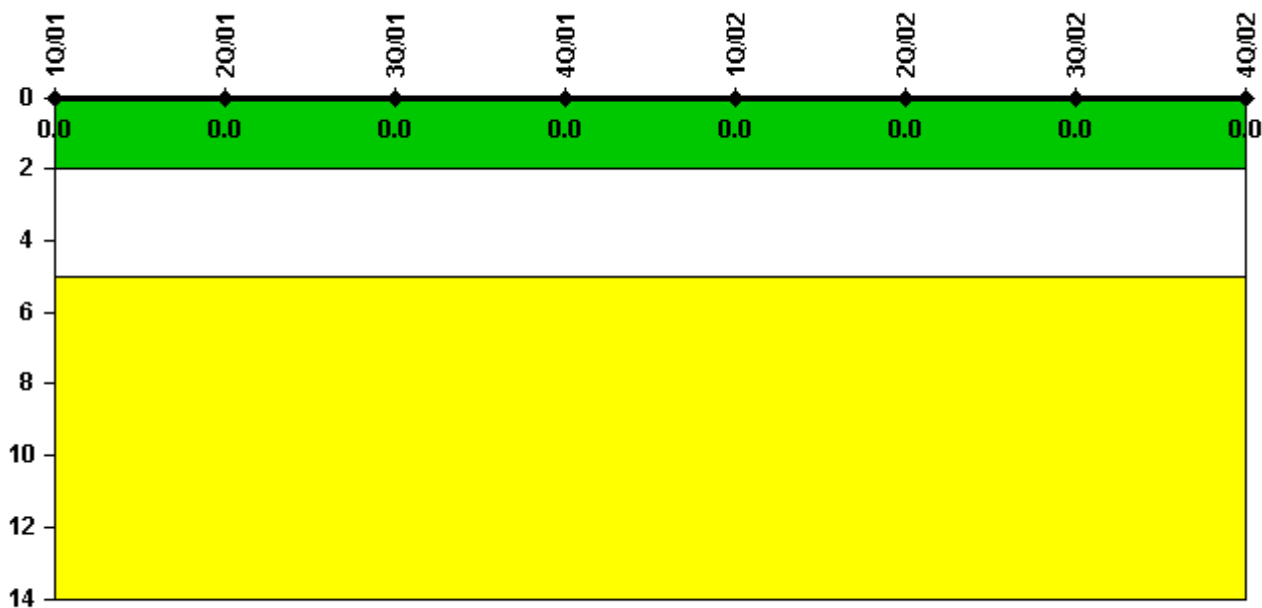
Alert & Notification System	1Q/01	2Q/01	3Q/01	4Q/01	1Q/02	2Q/02	3Q/02	4Q/02
Successful siren-tests	1304	1246	1084	1154	1031	1092	1092	1142
Total sirens-tests	1330	1275	1108	1172	1046	1111	1121	1157
Indicator value	98.6%	98.4%	98.2%	98.0%	98.1%	98.3%	98.2%	98.2%

Licensee Comments:

3Q/02: Corrected the 7/2002 data because an error was found in the internal spreadsheet.

1Q/02: Corrected the 1/2002 data because an error was found in the internal spreadsheet.

Occupational Exposure Control Effectiveness



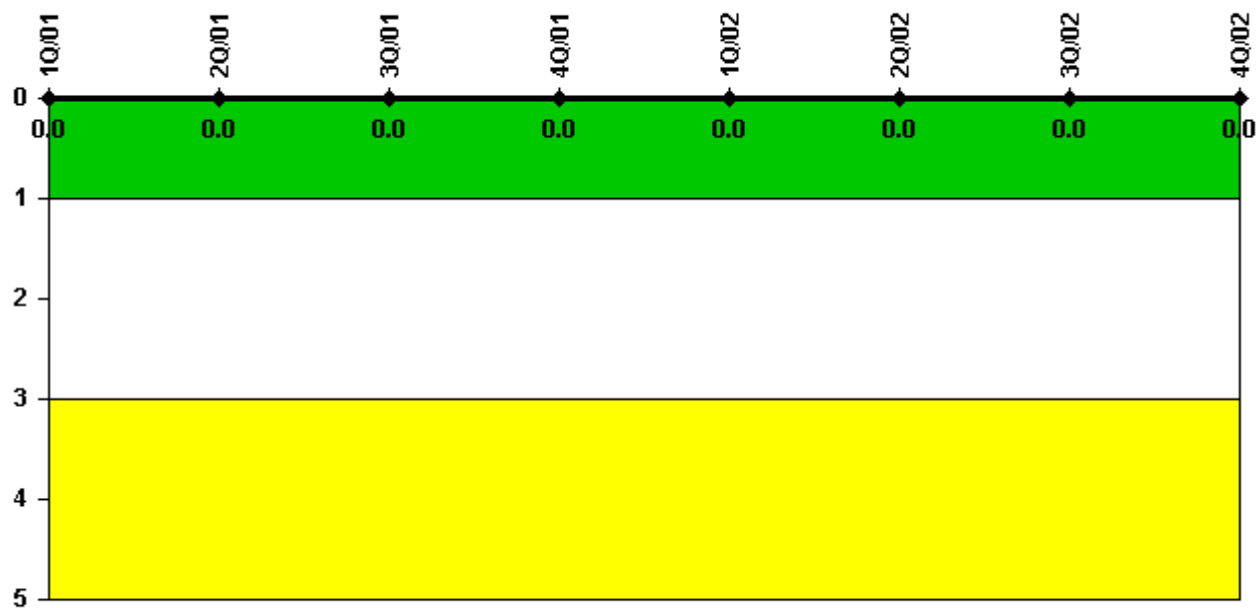
Thresholds: White > 2.0 Yellow > 5.0

Notes

Occupational Exposure Control Effectiveness	1Q/01	2Q/01	3Q/01	4Q/01	1Q/02	2Q/02	3Q/02	4Q/02
High radiation area occurrences	0	0	0	0	0	0	0	0
Very high radiation area occurrences	0	0	0	0	0	0	0	0
Unintended exposure occurrences	0	0	0	0	0	0	0	0
Indicator value	0	0	0	0	0	0	0	0

Licensee Comments: none

RETS/ODCM Radiological Effluent



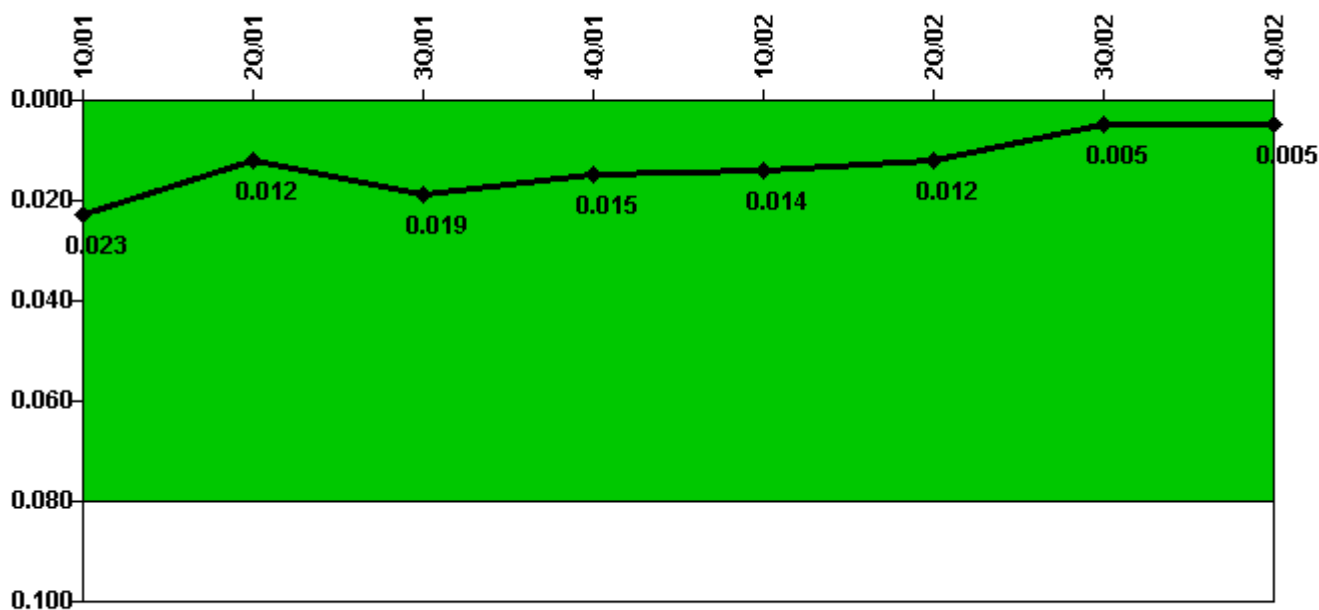
Thresholds: White > 1.0 Yellow > 3.0

Notes

RETS/ODCM Radiological Effluent	1Q/01	2Q/01	3Q/01	4Q/01	1Q/02	2Q/02	3Q/02	4Q/02
RETS/ODCM occurrences	0	0	0	0	0	0	0	0
Indicator value	0	0	0	0	0	0	0	0

Licensee Comments: none

Protected Area Security Performance Index



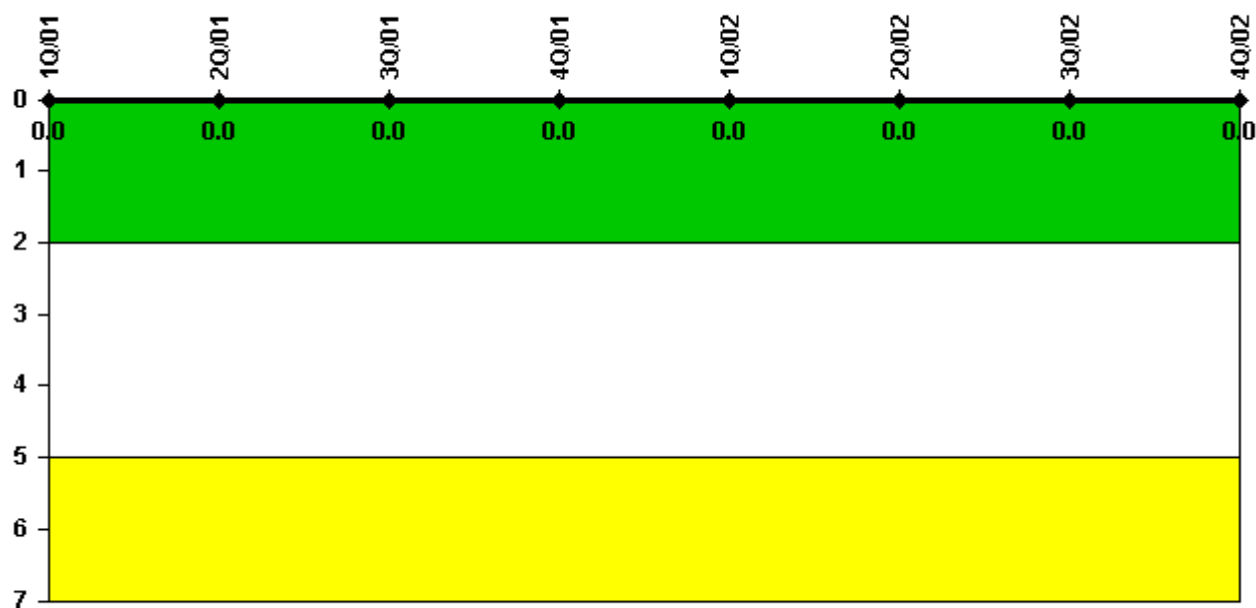
Thresholds: White > 0.080

Notes

Protected Area Security Performance Index	1Q/01	2Q/01	3Q/01	4Q/01	1Q/02	2Q/02	3Q/02	4Q/02
IDS compensatory hours	64.00	91.00	457.00	30.00	26.00	47.00	96.00	31.00
CCTV compensatory hours	1.0	14.0	11.0	0	0	0	9.0	6.0
IDS normalization factor	2.80	2.80	2.80	2.80	2.80	2.80	2.80	2.80
CCTV normalization factor	1.0	1.0	1.0	1.0	1.0	1.0	1.0	1.0
Index Value	0.023	0.012	0.019	0.015	0.014	0.012	0.005	0.005

Licensee Comments: none

Personnel Screening Program



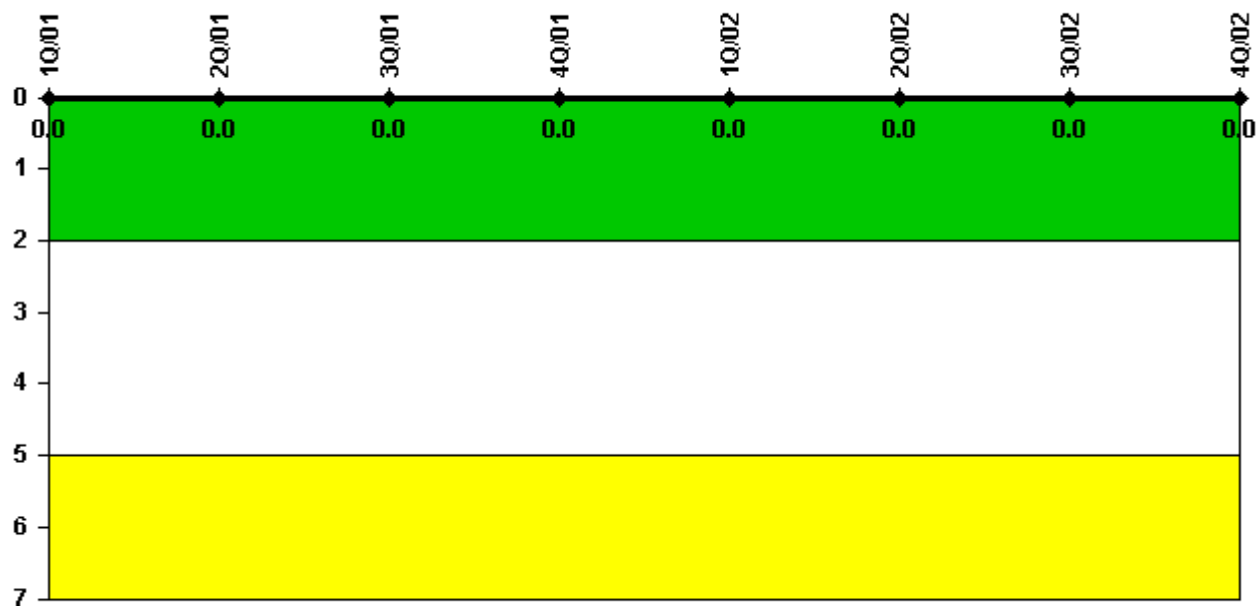
Thresholds: White > 2.0 Yellow > 5.0

Notes

Personnel Screening Program	1Q/01	2Q/01	3Q/01	4Q/01	1Q/02	2Q/02	3Q/02	4Q/02
Program failures	0	0	0	0	0	0	0	0
Indicator value	0	0	0	0	0	0	0	0

Licensee Comments: none

FFD/Personnel Reliability



Thresholds: White > 2.0 Yellow > 5.0

Notes

FFD/Personnel Reliability	1Q/01	2Q/01	3Q/01	4Q/01	1Q/02	2Q/02	3Q/02	4Q/02
Program Failures	0	0	0	0	0	0	0	0
Indicator value	0	0	0	0	0	0	0	0

Licensee Comments: none

▲ [PI Summary](#) | [Inspection Findings Summary](#) | [Reactor Oversight Process](#)

Last Modified: January 30, 2003