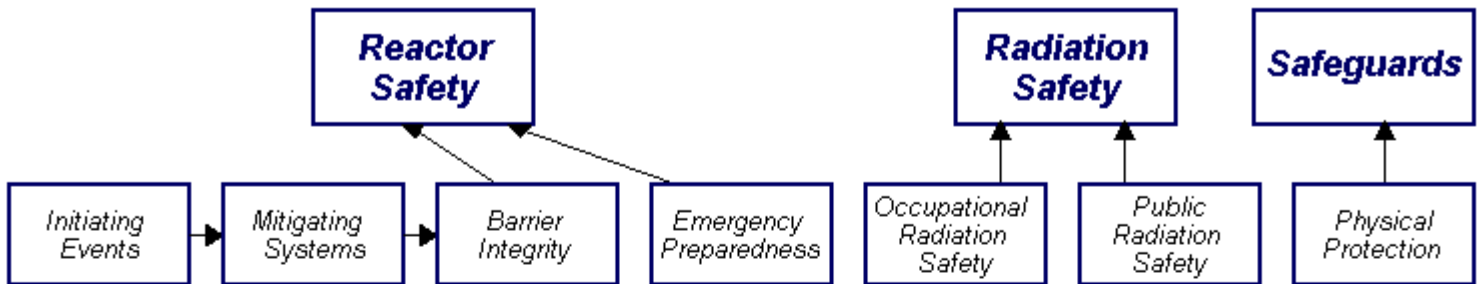
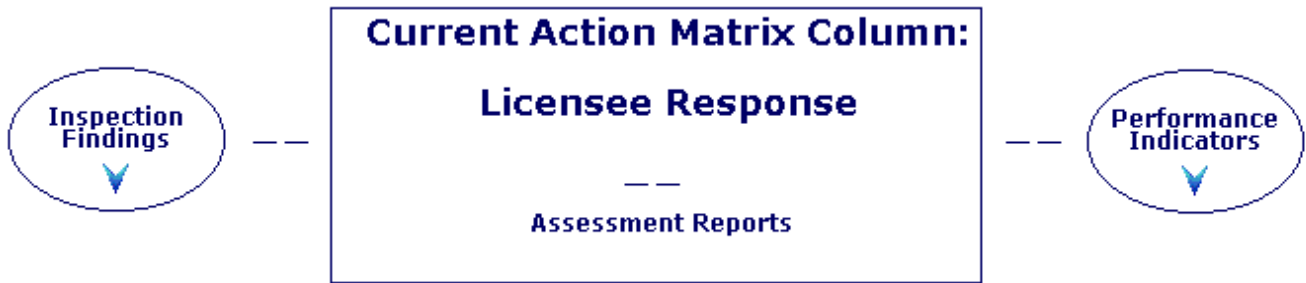


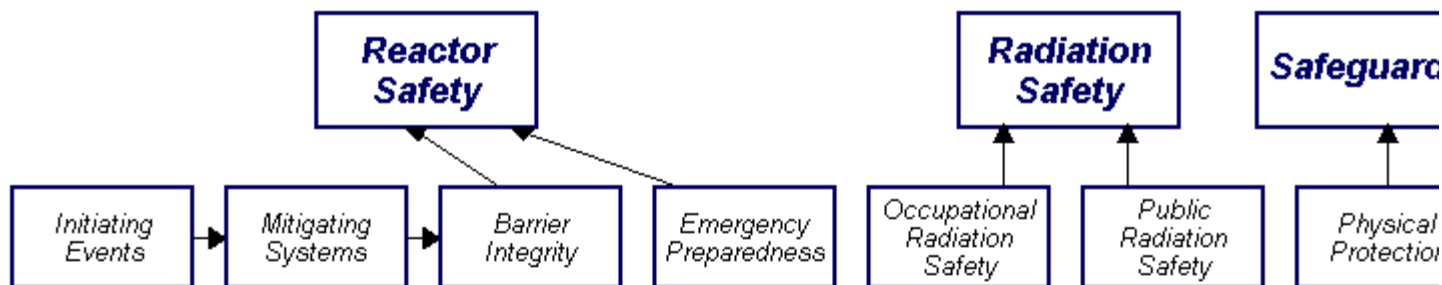
## Braidwood 2 4Q/2002 Performance Summary



### Performance Indicators

|   |   |                                     |                                   |   |                                     |                                       |
|---|---|-------------------------------------|-----------------------------------|---|-------------------------------------|---------------------------------------|
| Unplanned Scrams (G)                        | Emergency AC Power System Unavailability (G)      | Reactor Coolant System Activity (G) | Drill/Exercise Performance (G)    | Occupational Exposure Control Effectiveness (G) | RETS/DDCM Radiological Effluent (G) | Protected Area Equipment (G)          |
| Scrams With Loss of Normal Heat Removal (G) | High Pressure Injection System Unavailability (G) | Reactor Coolant System Leakage (G)  | ERO Drill Participation (G)       |   |                                     | Personnel Screening Program (G)       |
| Unplanned Power Changes (G)                 | Heat Removal System Unavailability (G)            |                                     | Alert and Notification System (G) |   |                                     | FFD/Personnel Reliability Program (G) |
|   | Residual Heat Removal System Unavailability (G)   |                                     |                                   |   |                                     |                                       |
|   | Safety System Functional Failures (G)             |                                     |                                   |   |                                     |                                       |

Legend: R=Red W=White T=Thresholds under development N=Not Applicable  
 Y=Yellow G=Green I=Insufficient data to calculate PI U=Unique Design



**Most Significant Inspection Findings**

|         |   |                          |                          |                          |                          |                          |                          |
|---------|---|--------------------------|--------------------------|--------------------------|--------------------------|--------------------------|--------------------------|
| 4Q/2002 | G | No findings this quarter | No findings this quarter | No findings this quarter | No findings this quarter | No findings this quarter | No findings this quarter |
| 3Q/2002 | G | G                        | No findings this quarter | No findings this quarter | No findings this quarter | No findings this quarter | No findings this quarter |
| 2Q/2002 | G | No findings this quarter | No findings this quarter | No findings this quarter | No findings this quarter | No findings this quarter | No findings this quarter |
| 1Q/2002 | G | G                        | G                        | No findings this quarter | No findings this quarter | No findings this quarter | No findings this quarter |

Miscellaneous findings

**Additional Inspection & Assessment Information**

◆ Assessment Reports/Inspection Plans:

- 4Q/2002
- 3Q/2002
- 2Q/2002
- 1Q/2002

◆ Cross Reference Of Assessment Reports

◆ List of Inspection Reports

◆ List of Assessment Letters/Inspection Plans

