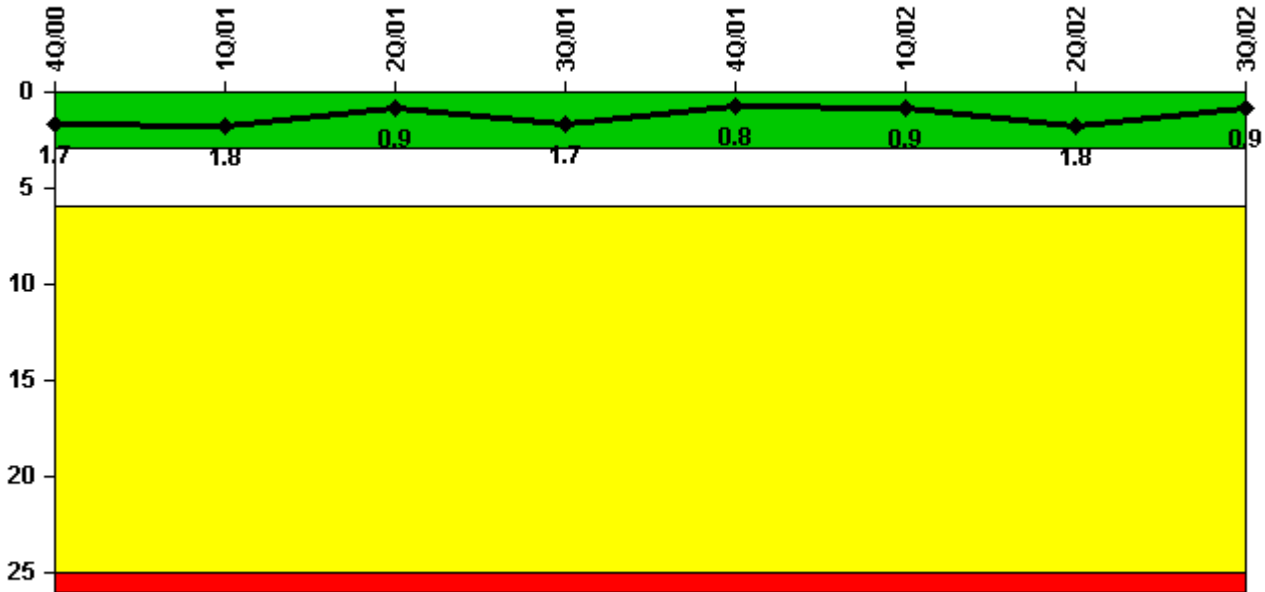


# Vogtle 1

## 3Q/2002 Performance Indicators

Licensee's General Comments: none

### Unplanned Scrams per 7000 Critical Hrs



Thresholds: White > 3.0 Yellow > 6.0 Red > 25.0

### Notes

Unplanned Scrams per 7000 Critical Hrs	4Q/00	1Q/01	2Q/01	3Q/01	4Q/01	1Q/02	2Q/02	3Q/02
Unplanned scrams	1.0	0	0	1.0	0	0	1.0	0
Critical hours	1804.2	2160.0	2183.0	2182.1	2209.0	1537.5	1757.5	2208.0
Indicator value	1.7	1.8	0.9	1.7	0.8	0.9	1.8	0.9

Licensee Comments: none

### Scrams with Loss of Normal Heat Removal



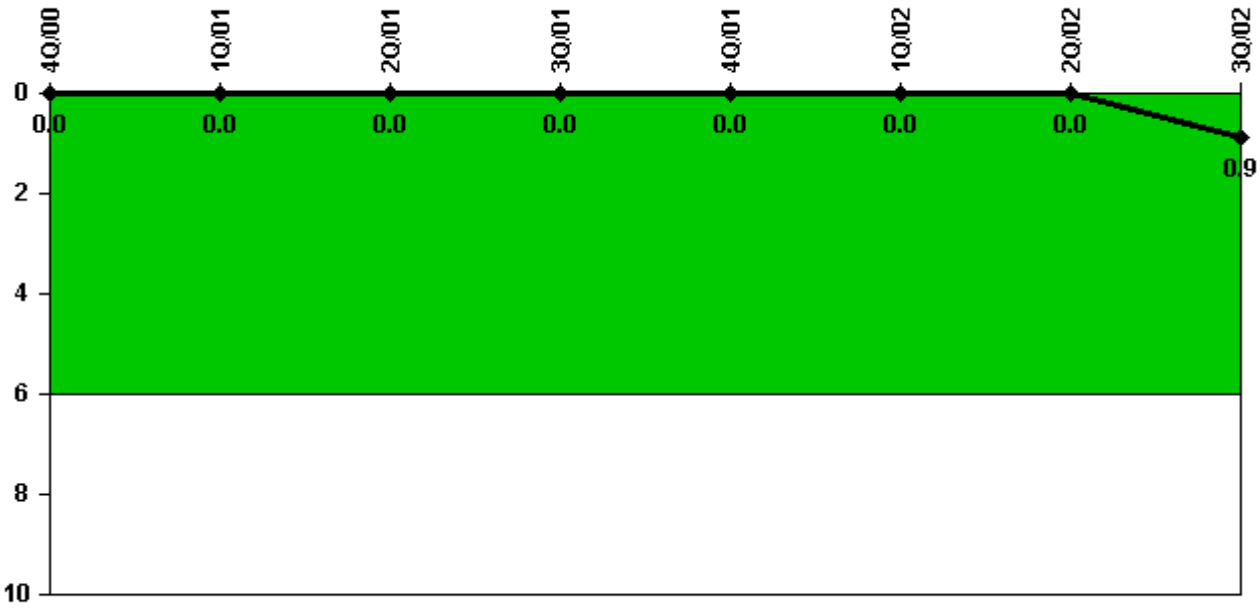
Thresholds: White > 2.0 Yellow > 10.0 Red > 20.0

#### Notes

Scrams with Loss of Normal Heat Removal	4Q/00	1Q/01	2Q/01	3Q/01	4Q/01	1Q/02	2Q/02	3Q/02
Scrams	0	0	0	0	0	0	0	0
Indicator value	0	0	0	0	0	0	0	0

Licensee Comments: none

### Unplanned Power Changes per 7000 Critical Hrs



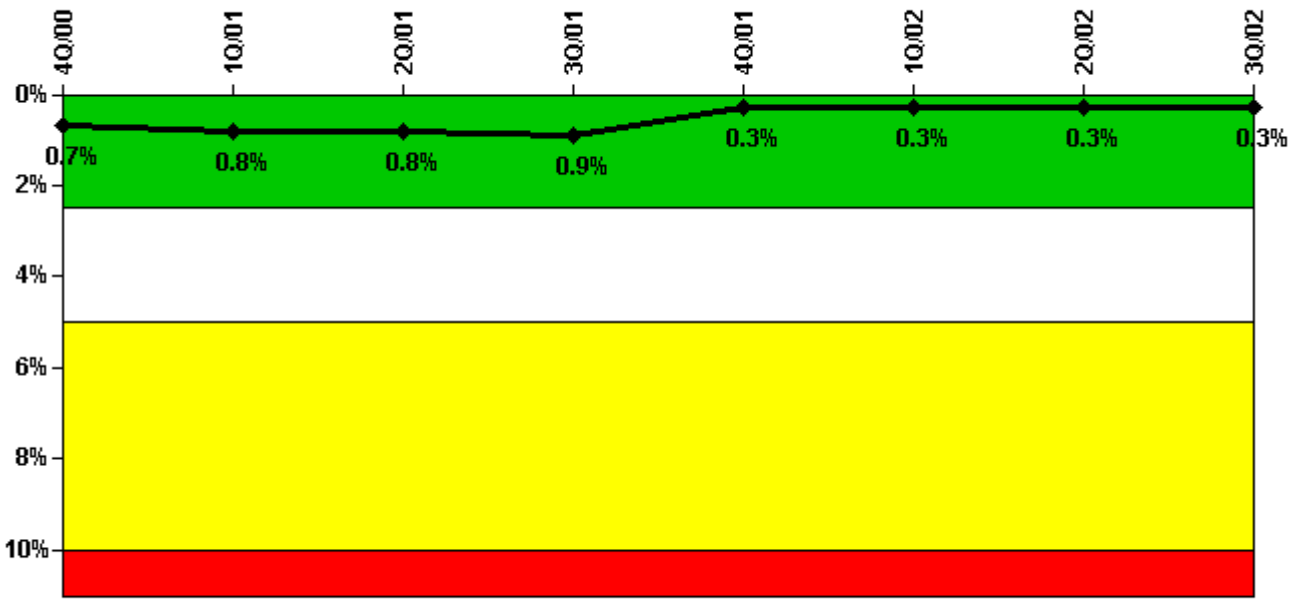
Thresholds: White > 6.0

#### Notes

Unplanned Power Changes per 7000 Critical Hrs	4Q/00	1Q/01	2Q/01	3Q/01	4Q/01	1Q/02	2Q/02	3Q/02
Unplanned power changes	0	0	0	0	0	0	0	1.0
Critical hours	1804.2	2160.0	2183.0	2182.1	2209.0	1537.5	1757.5	2208.0
Indicator value	0	0	0	0	0	0	0	0.9

Licensee Comments: none

### Safety System Unavailability, Emergency AC Power



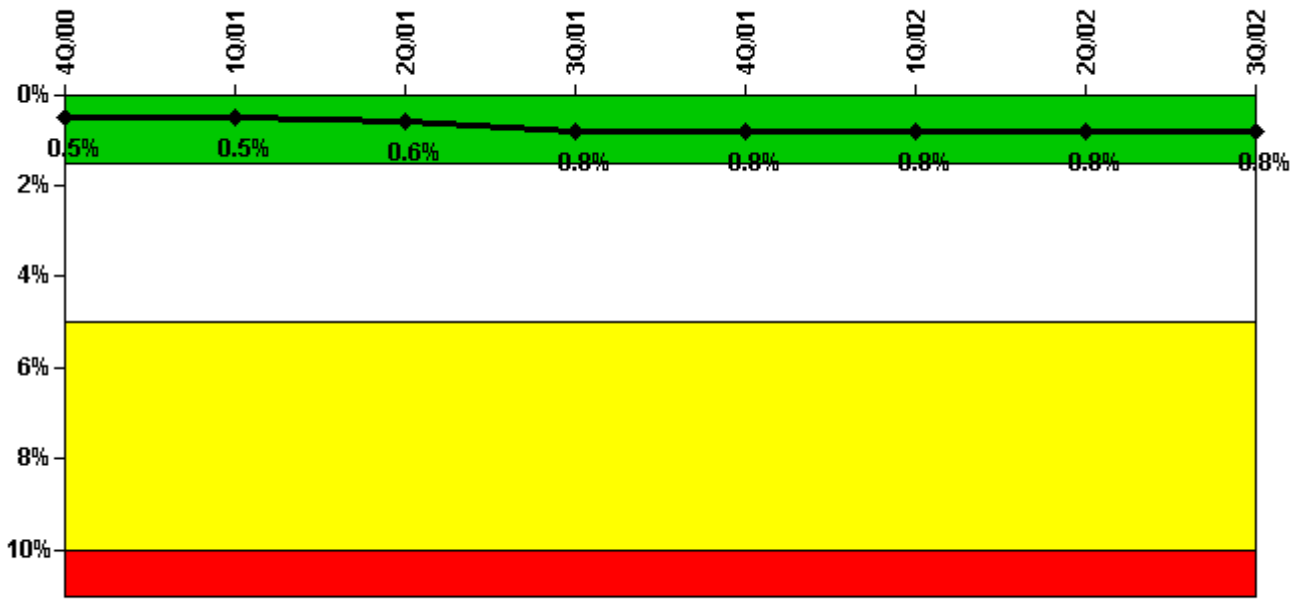
Thresholds: White > 2.5% Yellow > 5.0% Red > 10.0%

#### Notes

Safety System Unavailability, Emergency AC Power	4Q/00	1Q/01	2Q/01	3Q/01	4Q/01	1Q/02	2Q/02	3Q/02
<b>Train 1</b>								
Planned unavailable hours	1.89	24.53	14.35	3.65	6.34	1.88	1.83	1.83
Unplanned unavailable hours	0	0	3.00	0	0	10.75	0.32	0
Fault exposure hours	0	0	0	0	0	0	0	0
Effective Reset hours	0	0	0	0	0	0	0	0
Required hours	2209.00	2160.00	2183.00	2208.00	2209.00	2160.00	2183.00	2208.00
<b>Train 2</b>								
Planned unavailable hours	3.45	1.03	2.31	50.37	2.41	2.15	5.98	2.29
Unplanned unavailable hours	0	0	0	0	0	0	0	0
Fault exposure hours	0	0	0	0	0	0	0	0
Effective Reset hours	0	0	0	0	0	0	0	0
Required hours	2209.00	2160.00	2183.00	2208.00	2209.00	2160.00	2183.00	2208.00
<b>Indicator value</b>	<b>0.7%</b>	<b>0.8%</b>	<b>0.8%</b>	<b>0.9%</b>	<b>0.3%</b>	<b>0.3%</b>	<b>0.3%</b>	<b>0.3%</b>

Licensee Comments: none

### Safety System Unavailability, High Pressure Injection System (HPSI)



Thresholds: White > 1.5% Yellow > 5.0% Red > 10.0%

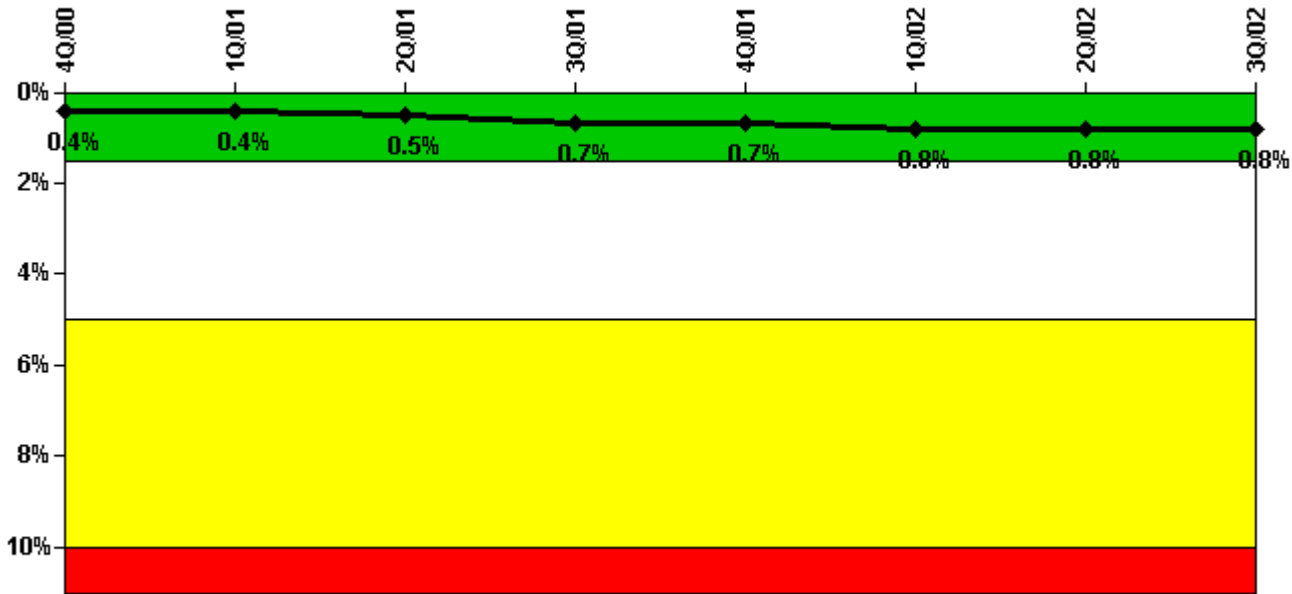
#### Notes

Safety System Unavailability, High Pressure Injection System (HPSI)	4Q/00	1Q/01	2Q/01	3Q/01	4Q/01	1Q/02	2Q/02	3Q/02
<b>Train 1</b>								
Planned unavailable hours	5.31	5.90	16.99	59.47	12.94	5.69	3.55	9.10
Unplanned unavailable hours	0	0	0	5.82	0	0	0	4.69
Fault exposure hours	0	0	0	0	0	0	0	0
Effective Reset hours	0	0	0	0	0	0	0	0
Required hours	1804.16	2160.00	2183.00	2182.12	2209.00	1537.52	1757.49	2208.00
<b>Train 2</b>								
Planned unavailable hours	7.32	32.45	3.12	45.91	24.19	3.45	6.66	8.89
Unplanned unavailable hours	0	0	0	0	0	0	0	0
Fault exposure hours	0	0	0	0	0	0	0	0
Effective Reset hours	0	0	0	0	0	0	0	0
Required hours	1804.16	2160.00	2183.00	2182.12	2209.00	1537.52	1757.49	2208.00
<b>Train 3</b>								
Planned unavailable hours	6.61	7.65	19.28	60.02	15.08	9.38	7.86	10.59
Unplanned unavailable hours	0	0	0	0	0	0	0	4.69
Fault exposure hours	0	0	0	0	0	0	0	0
Effective Reset hours	0	0	0	0	0	0	0	0
Required hours	1804.16	2160.00	2183.00	2182.12	2209.00	1537.52	1757.49	2208.00
<b>Train 4</b>								
Planned unavailable hours	10.63	34.05	5.12	47.28	72.50	5.01	9.59	13.01
Unplanned unavailable hours	0	0	0	0	0	0	0	0
Fault exposure hours	0	0	0	0	0	0	0	0
Effective Reset hours	0	0	0	0	0	0	0	0
Required hours	1804.16	2160.00	2183.00	2182.12	2209.00	1537.52	1757.49	2208.00
<b>Indicator value</b>	0.5%	0.5%	0.6%	0.8%	0.8%	0.8%	0.8%	0.8%



Licensee Comments: none

### Safety System Unavailability, Residual Heat Removal System



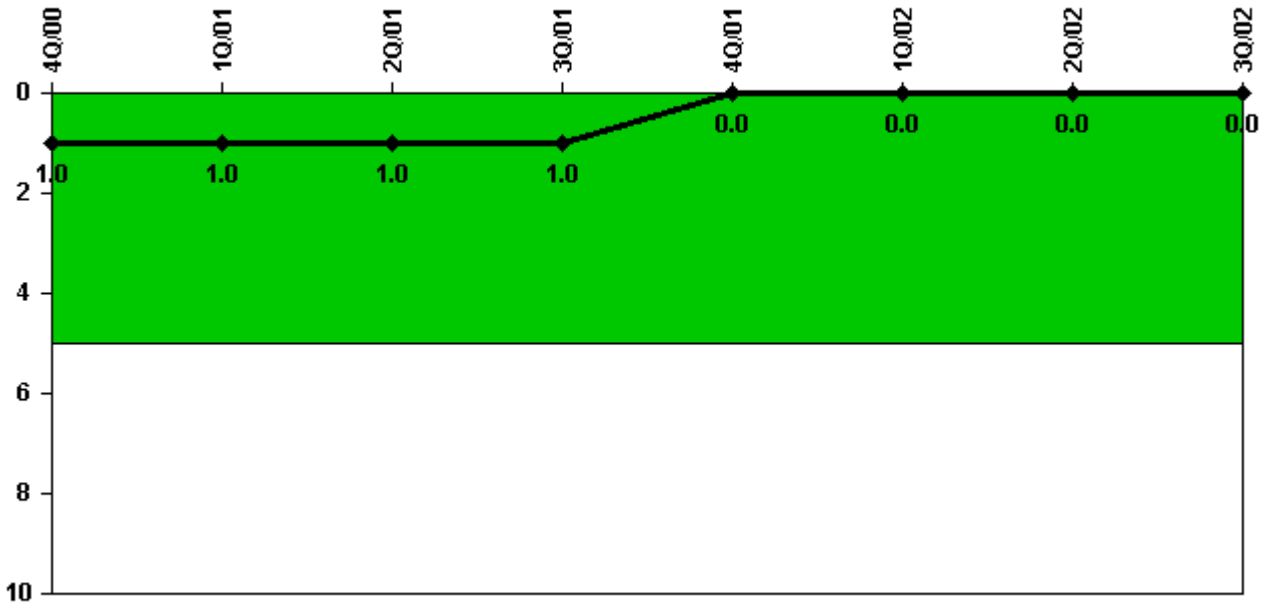
Thresholds: White > 1.5% Yellow > 5.0% Red > 10.0%

#### Notes

Safety System Unavailability, Residual Heat Removal System	4Q/00	1Q/01	2Q/01	3Q/01	4Q/01	1Q/02	2Q/02	3Q/02
<b>Train 1</b>								
Planned unavailable hours	9.43	8.59	39.55	6.92	14.89	27.24	10.53	12.82
Unplanned unavailable hours	0	0	0	5.82	0	0	0	4.69
Fault exposure hours	0	0	0	0	0	0	0	0
Effective Reset hours	0	0	0	0	0	0	0	0
Required hours	2209.00	2160.00	2183.00	2208.00	2209.00	2160.00	2183.00	2208.00
<b>Train 2</b>								
Planned unavailable hours	12.10	37.08	6.17	53.50	18.61	29.82	8.23	9.46
Unplanned unavailable hours	0	0	0	0	0	0	0	0
Fault exposure hours	0	0	0	0	0	0	0	0
Effective Reset hours	0	0	0	0	0	0	0	0
Required hours	2209.00	2160.00	2183.00	2208.00	2209.00	2160.00	2183.00	2208.00
<b>Indicator value</b>	<b>0.4%</b>	<b>0.4%</b>	<b>0.5%</b>	<b>0.7%</b>	<b>0.7%</b>	<b>0.8%</b>	<b>0.8%</b>	<b>0.8%</b>

Licensee Comments: none

### Safety System Functional Failures (PWR)



Thresholds: White > 5.0

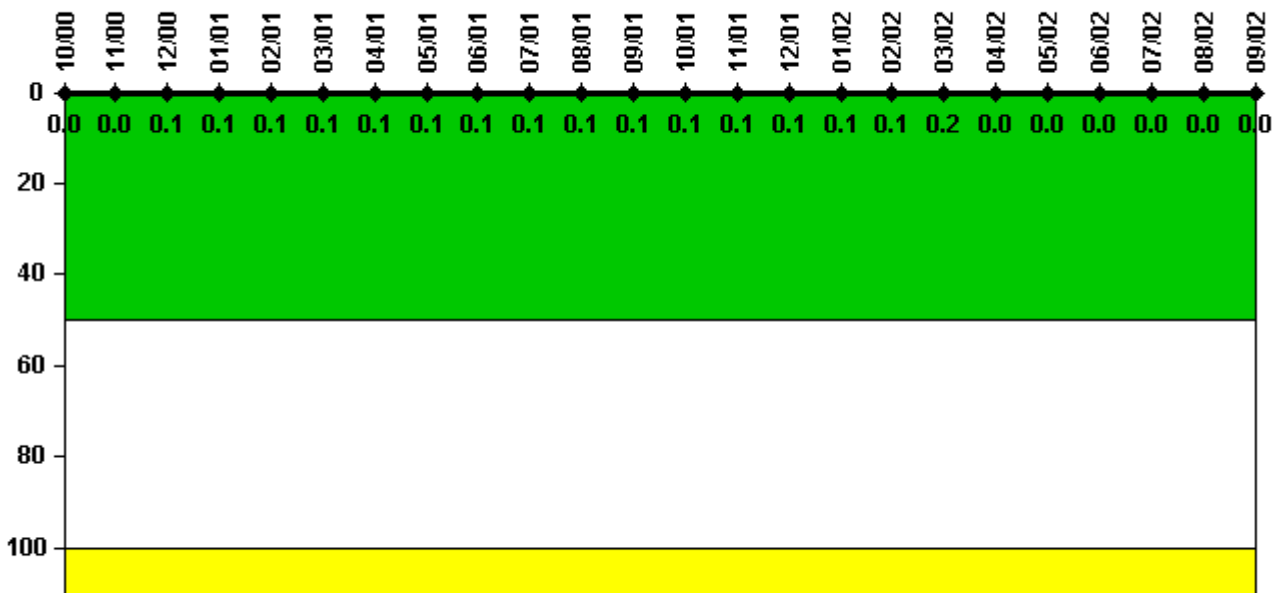
#### Notes

Safety System Functional Failures (PWR)	4Q/00	1Q/01	2Q/01	3Q/01	4Q/01	1Q/02	2Q/02	3Q/02
Safety System Functional Failures	1	0	0	0	0	0	0	0
Indicator value	1	1	1	1	0	0	0	0

Licensee Comments: none



### Reactor Coolant System Activity



Thresholds: White > 50.0 Yellow > 100.0

#### Notes

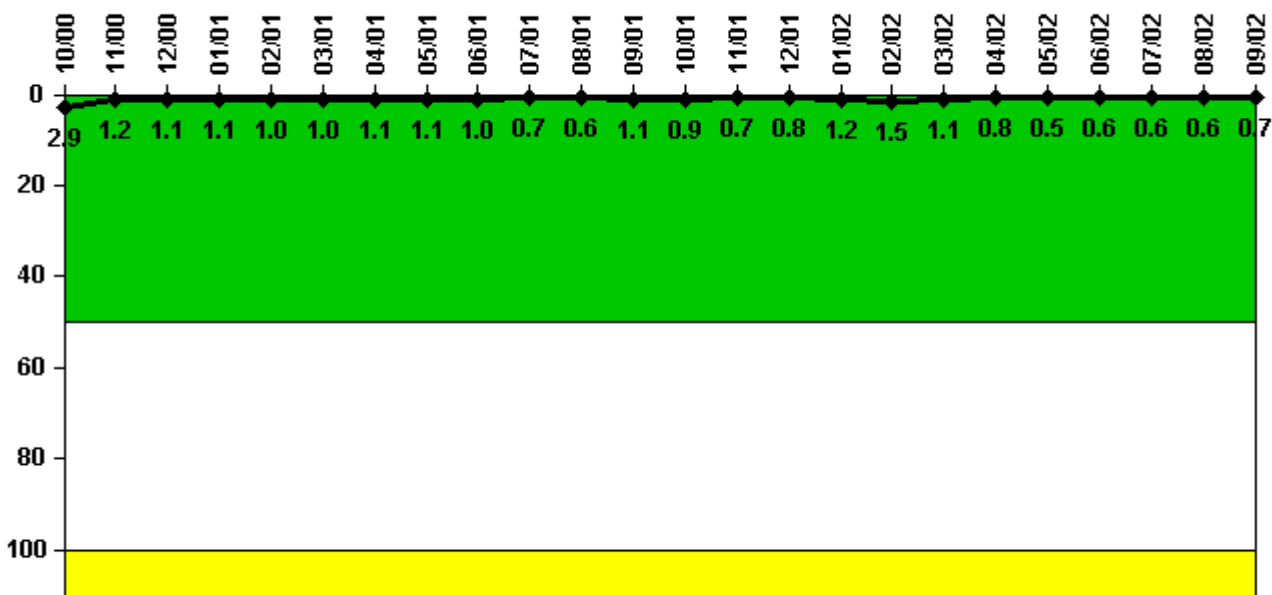
Reactor Coolant System Activity	10/00	11/00	12/00	1/01	2/01	3/01	4/01	5/01	6/01	7/01	8/01	9/01
Maximum activity	0.000392	0.000496	0.000575	0.000779	0.000535	0.000653	0.000662	0.000692	0.000646	0.000693	0.000759	0.000867
Technical specification limit	1.0	1.0	1.0	1.0	1.0	1.0	1.0	1.0	1.0	1.0	1.0	1.0
Indicator value	0	0	0.1	0.1	0.1	0.1	0.1	0.1	0.1	0.1	0.1	0.1

Reactor Coolant System Activity	10/01	11/01	12/01	1/02	2/02	3/02	4/02	5/02	6/02	7/02	8/02	9/02
Maximum activity	0.000796	0.000995	0.000961	0.001060	0.001475	0.001530	0.000314	0.000312	0.000274	0.000319	0.000330	0.000343
Technical specification limit	1.0	1.0	1.0	1.0	1.0	1.0	1.0	1.0	1.0	1.0	1.0	1.0
Indicator value	0.1	0.1	0.1	0.1	0.1	0.2	0	0	0	0	0	0

Licensee Comments: none

### Reactor Coolant System Leakage



Thresholds: White > 50.0 Yellow > 100.0

#### Notes

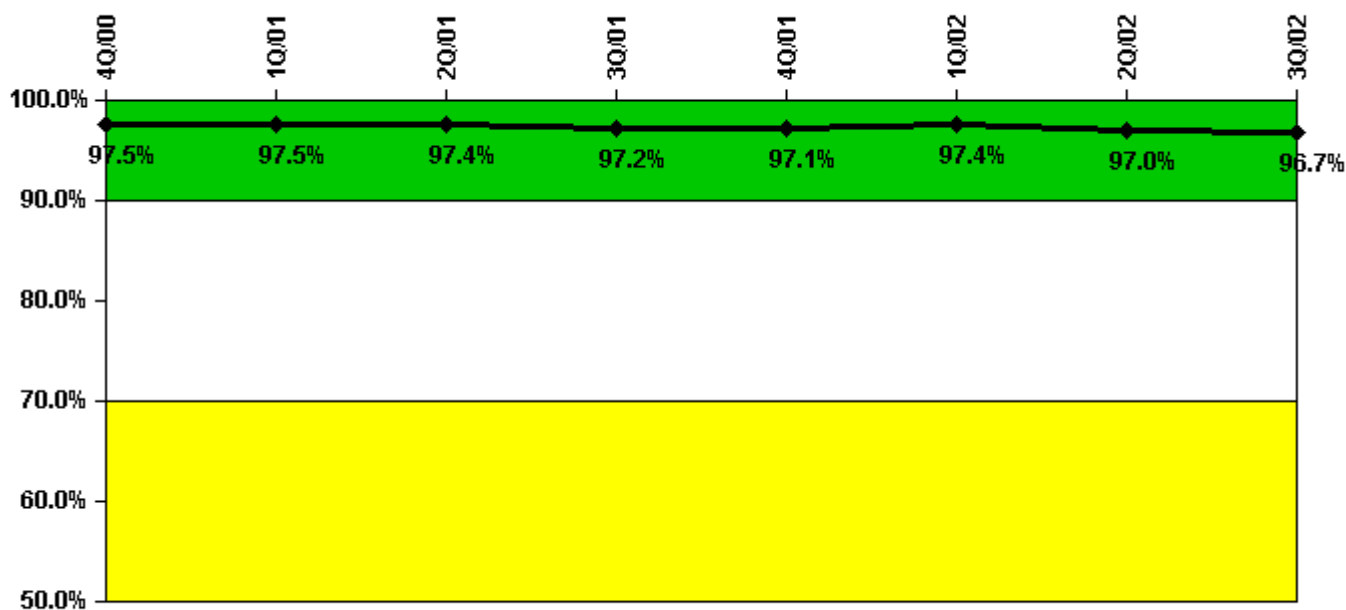
Reactor Coolant System Leakage	10/00	11/00	12/00	1/01	2/01	3/01	4/01	5/01	6/01	7/01	8/01	9/01
Maximum leakage	0.291	0.121	0.113	0.109	0.101	0.100	0.109	0.108	0.098	0.069	0.062	0.110
Technical specification limit	10.0	10.0	10.0	10.0	10.0	10.0	10.0	10.0	10.0	10.0	10.0	10.0
Indicator value	2.9	1.2	1.1	1.1	1.0	1.0	1.1	1.1	1.0	0.7	0.6	1.1

Reactor Coolant System Leakage	10/01	11/01	12/01	1/02	2/02	3/02	4/02	5/02	6/02	7/02	8/02	9/02
Maximum leakage	0.086	0.065	0.084	0.120	0.149	0.107	0.079	0.053	0.060	0.064	0.061	0.065
Technical specification limit	10.0	10.0	10.0	10.0	10.0	10.0	10.0	10.0	10.0	10.0	10.0	10.0
Indicator value	0.9	0.7	0.8	1.2	1.5	1.1	0.8	0.5	0.6	0.6	0.6	0.7

Licensee Comments: none

### Drill/Exercise Performance



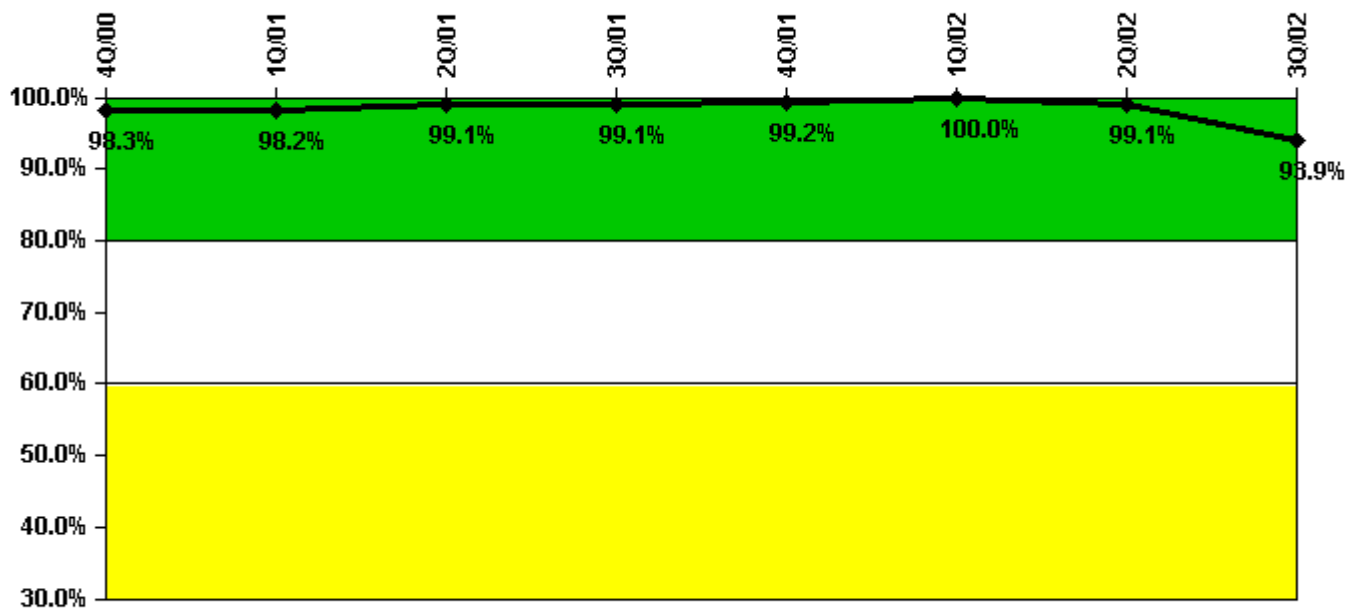
Thresholds: White < 90.0% Yellow < 70.0%

### Notes

Drill/Exercise Performance	4Q/00	1Q/01	2Q/01	3Q/01	4Q/01	1Q/02	2Q/02	3Q/02
Successful opportunities	62.0	64.0	85.0	163.0	143.0	54.0	121.0	119.0
Total opportunities	64.0	64.0	91.0	169.0	148.0	54.0	124.0	125.0
Indicator value	97.5%	97.5%	97.4%	97.2%	97.1%	97.4%	97.0%	96.7%

Licensee Comments: none

### ERO Drill Participation



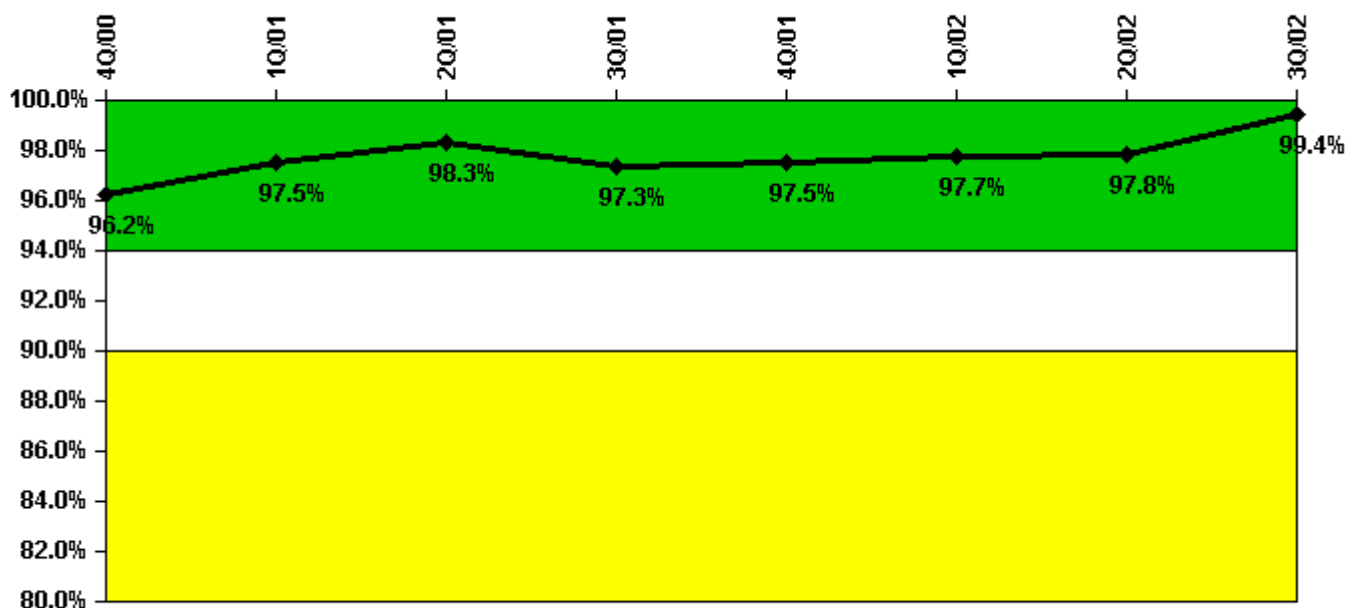
Thresholds: White < 80.0% Yellow < 60.0%

#### Notes

ERO Drill Participation	4Q/00	1Q/01	2Q/01	3Q/01	4Q/01	1Q/02	2Q/02	3Q/02
Participating Key personnel	116.0	112.0	114.0	116.0	120.0	116.0	114.0	108.0
Total Key personnel	118.0	114.0	115.0	117.0	121.0	116.0	115.0	115.0
Indicator value	98.3%	98.2%	99.1%	99.1%	99.2%	100.0%	99.1%	93.9%

Licensee Comments: none

### Alert & Notification System



Thresholds: White < 94.0% Yellow < 90.0%

#### Notes

Alert & Notification System	4Q/00	1Q/01	2Q/01	3Q/01	4Q/01	1Q/02	2Q/02	3Q/02
Successful siren-tests	599	601	606	572	648	562	608	657
Total sirens-tests	611	611	610	611	658	564	611	658
Indicator value	96.2%	97.5%	98.3%	97.3%	97.5%	97.7%	97.8%	99.4%

Licensee Comments: none

### Occupational Exposure Control Effectiveness



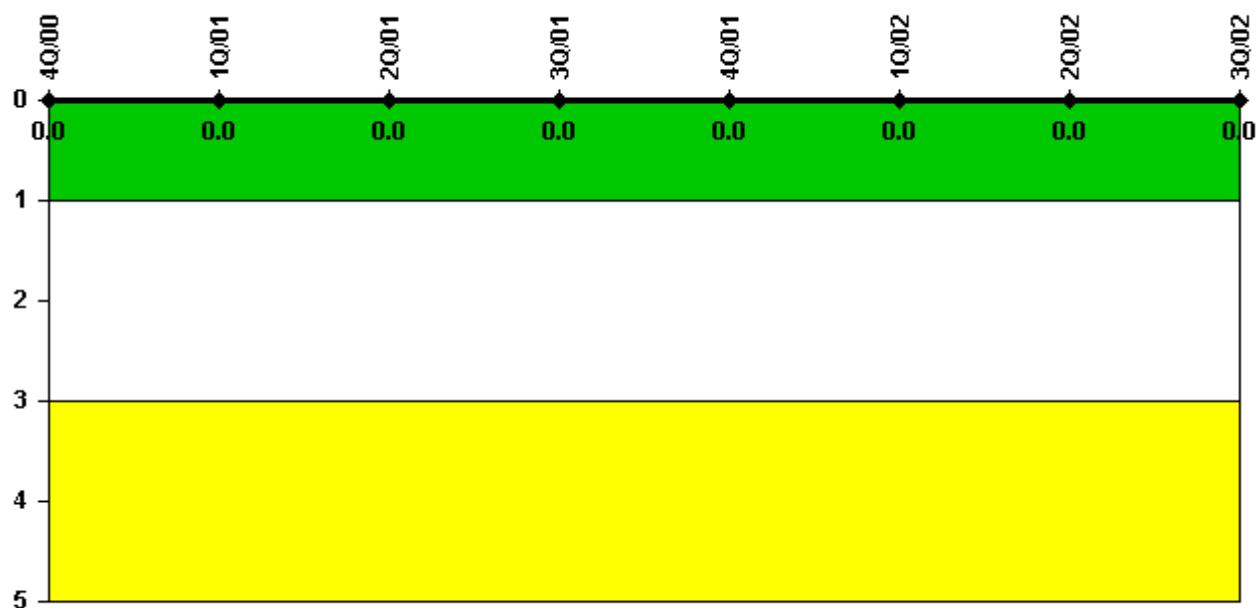
Thresholds: White > 2.0 Yellow > 5.0

#### Notes

Occupational Exposure Control Effectiveness	4Q/00	1Q/01	2Q/01	3Q/01	4Q/01	1Q/02	2Q/02	3Q/02
High radiation area occurrences	0	0	0	0	0	0	0	0
Very high radiation area occurrences	0	0	0	0	0	0	0	0
Unintended exposure occurrences	0	0	0	0	0	0	0	0
Indicator value	0	0	0	0	0	0	0	0

Licensee Comments: none

### RETS/ODCM Radiological Effluent



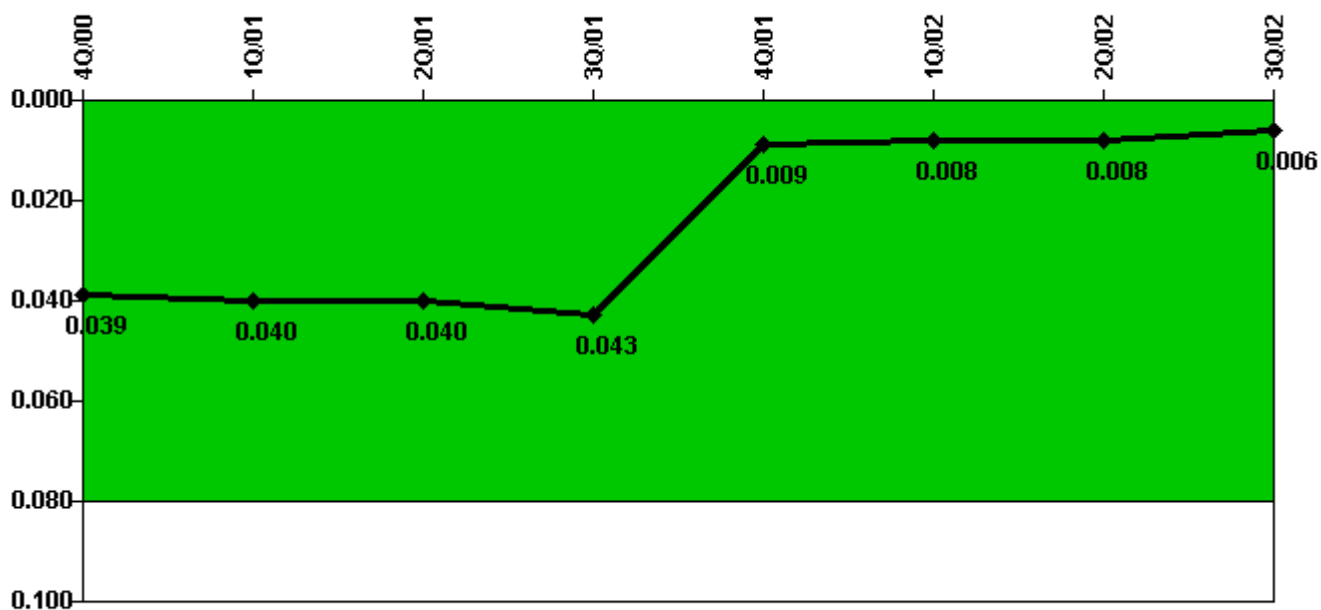
Thresholds: White > 1.0 Yellow > 3.0

#### Notes

RETS/ODCM Radiological Effluent	4Q/00	1Q/01	2Q/01	3Q/01	4Q/01	1Q/02	2Q/02	3Q/02
RETS/ODCM occurrences	0	0	0	0	0	0	0	0
Indicator value	0	0	0	0	0	0	0	0

Licensee Comments: none

### Protected Area Security Performance Index



Thresholds: White > 0.080

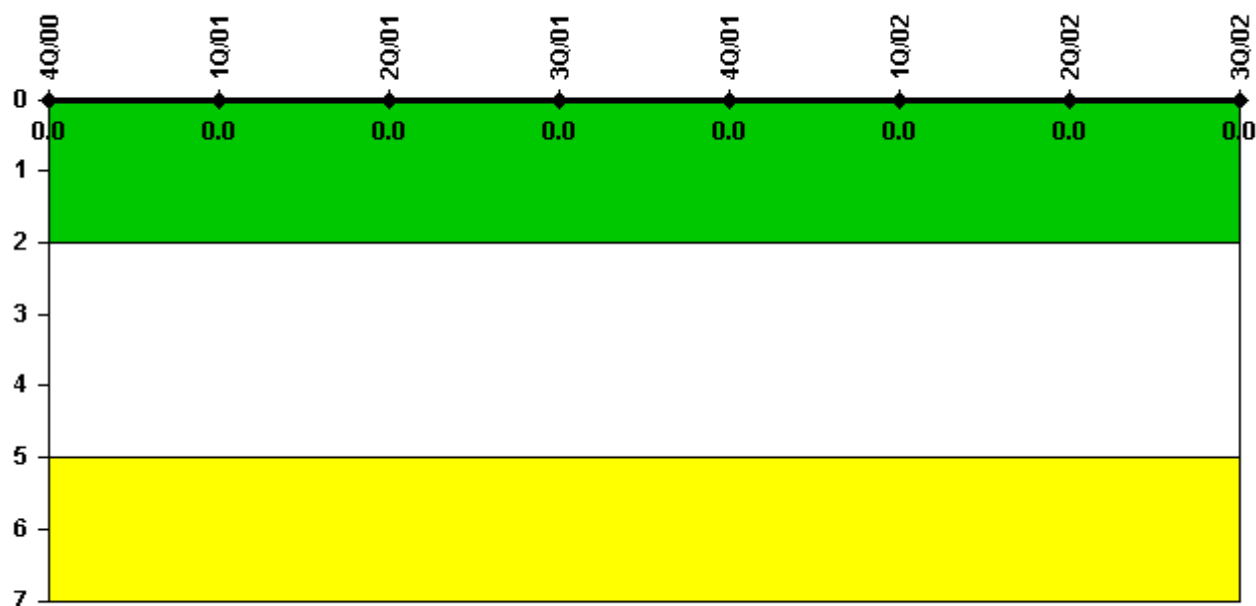
#### Notes

Protected Area Security Performance Index	4Q/00	1Q/01	2Q/01	3Q/01	4Q/01	1Q/02	2Q/02	3Q/02
IDS compensatory hours	167.85	88.57	29.10	132.00	85.98	56.55	67.01	61.36
CCTV compensatory hours	566.5	2.7	19.7	20.9	0	0	0.8	5.3
IDS normalization factor	3.00	3.00	3.00	3.00	3.00	3.00	3.00	3.00
CCTV normalization factor	1.0	1.0	1.0	1.0	1.0	1.0	1.0	1.0
Index Value	0.039	0.040	0.040	0.043	0.009	0.008	0.008	0.006

Licensee Comments: none



### Personnel Screening Program



Thresholds: White > 2.0 Yellow > 5.0

#### Notes

Personnel Screening Program	4Q/00	1Q/01	2Q/01	3Q/01	4Q/01	1Q/02	2Q/02	3Q/02
Program failures	0	0	0	0	0	0	0	0
Indicator value	0	0	0	0	0	0	0	0

Licensee Comments: none

### FFD/Personnel Reliability



Thresholds: White > 2.0 Yellow > 5.0

#### Notes

FFD/Personnel Reliability	4Q/00	1Q/01	2Q/01	3Q/01	4Q/01	1Q/02	2Q/02	3Q/02
Program Failures	0	0	0	0	0	0	0	0
Indicator value	0	0	0	0	0	0	0	0

Licensee Comments: none

▲ [PI Summary](#) | [Inspection Findings Summary](#) | [Reactor Oversight Process](#)

Last Modified: October 22, 2002