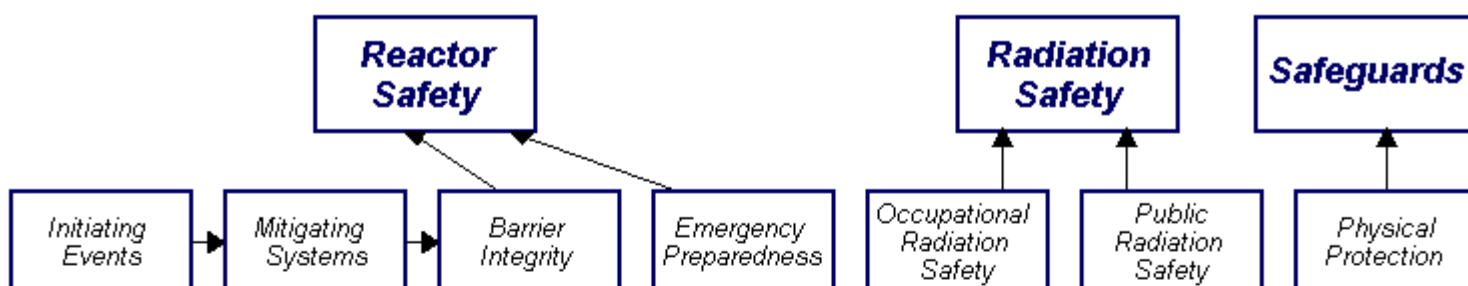
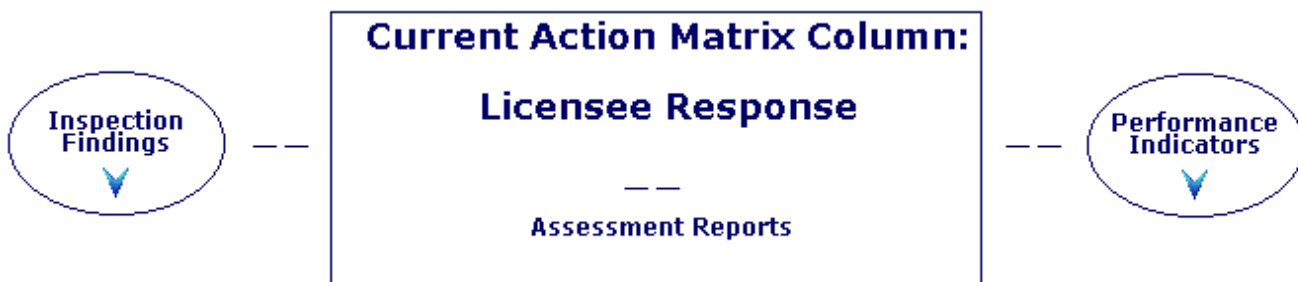


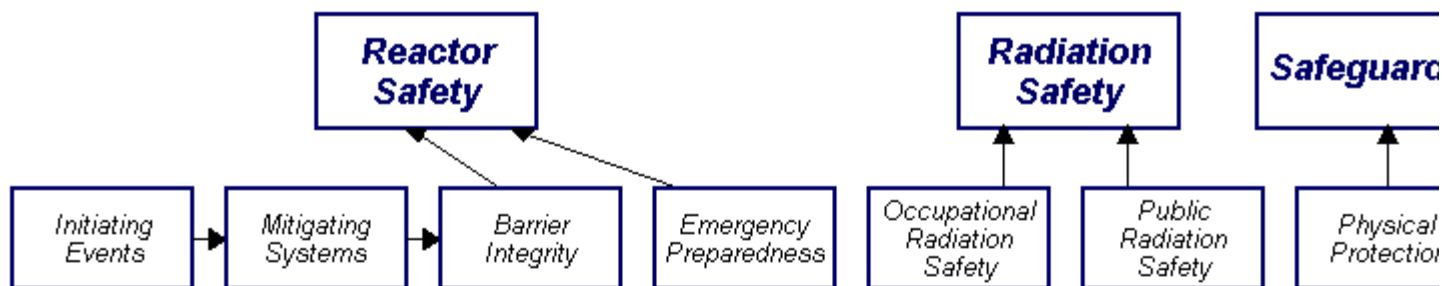
Sequoyah 2 3Q/2002 Performance Summary



Performance Indicators

Unplanned Scrams (G)	Emergency AC Power System Unavailability (G)	Reactor Coolant System Activity (G)	Drill/Exercise Performance (G)	Occupational Exposure Control Effectiveness (G)	RETS/ODCM Radiological Effluent (G)	Protected Area Equipment (G)
Scrams With Loss of Normal Heat Removal (G)	High Pressure Injection System Unavailability (G)	Reactor Coolant System Leakage (G)	ERD Drill Participation (G)			Personnel Screening Program (G)
Unplanned Power Changes (G)	Heat Removal System Unavailability (G)		Alert and Notification System (G)			FFD/Personnel Reliability Program (G)
	Residual Heat Removal System Unavailability (G)					
	Safety System Functional Failures (G)					

Legend: R=Red W=White T=Thresholds under development N=Not Applicable
 Y=Yellow G=Green I=Insufficient data to calculate PI U=Unique Design



Most Significant Inspection Findings

3Q/2002	G	No findings this quarter	No findings this quarter	No findings this quarter	No findings this quarter	No findings this quarter	No findings this quarter
2Q/2002	No findings this quarter	G	G	No findings this quarter	No findings this quarter	No findings this quarter	No findings this quarter
1Q/2002	No findings this quarter	G	G	No findings this quarter	G	No findings this quarter	No findings this quarter
4Q/2001	No findings this quarter	G	G	No findings this quarter	No findings this quarter	No findings this quarter	Findings with color designat

Miscellaneous findings

Additional Inspection & Assessment Information

◆ **Assessment Reports/Inspection Plans:**

- 3Q/2002
- 2Q/2002
- 1Q/2002
- 4Q/2001

◆ **List of Inspection Reports**

◆ **List of Assessment Letters/Inspection Plans**

◆ **Cross Reference Of Assessment Reports**

