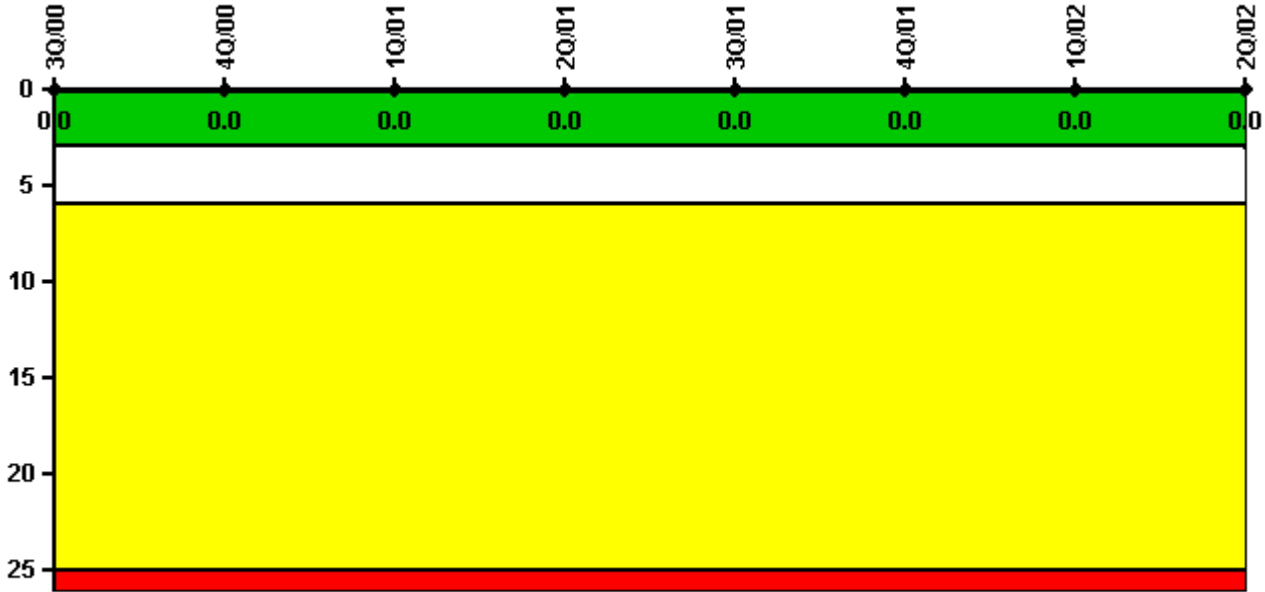


Three Mile Island 1

2Q/2002 Performance Indicators

Licensee's General Comments: none

Unplanned Scrams per 7000 Critical Hrs



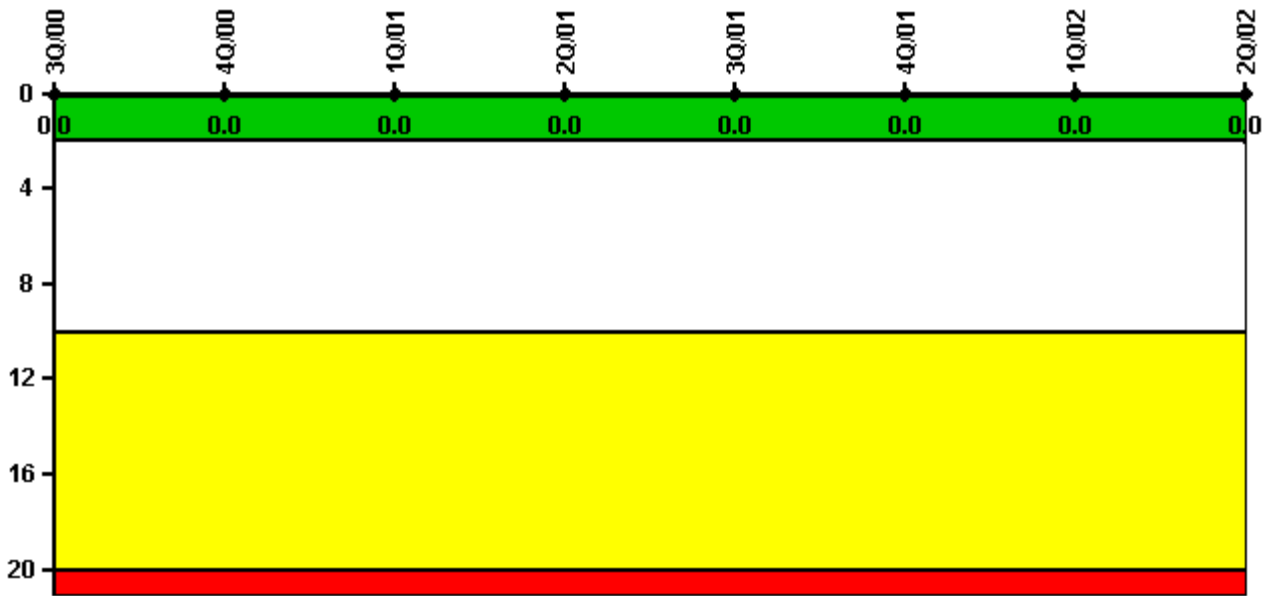
Thresholds: White > 3.0 Yellow > 6.0 Red > 25.0

Notes

Unplanned Scrams per 7000 Critical Hrs	3Q/00	4Q/00	1Q/01	2Q/01	3Q/01	4Q/01	1Q/02	2Q/02
Unplanned scrams	0	0	0	0	0	0	0	0
Critical hours	2208.0	2209.0	2160.0	2152.7	2208.0	852.1	2160.0	2183.0
Indicator value	0	0	0	0	0	0	0	0

Licensee Comments: none

Scrams with Loss of Normal Heat Removal



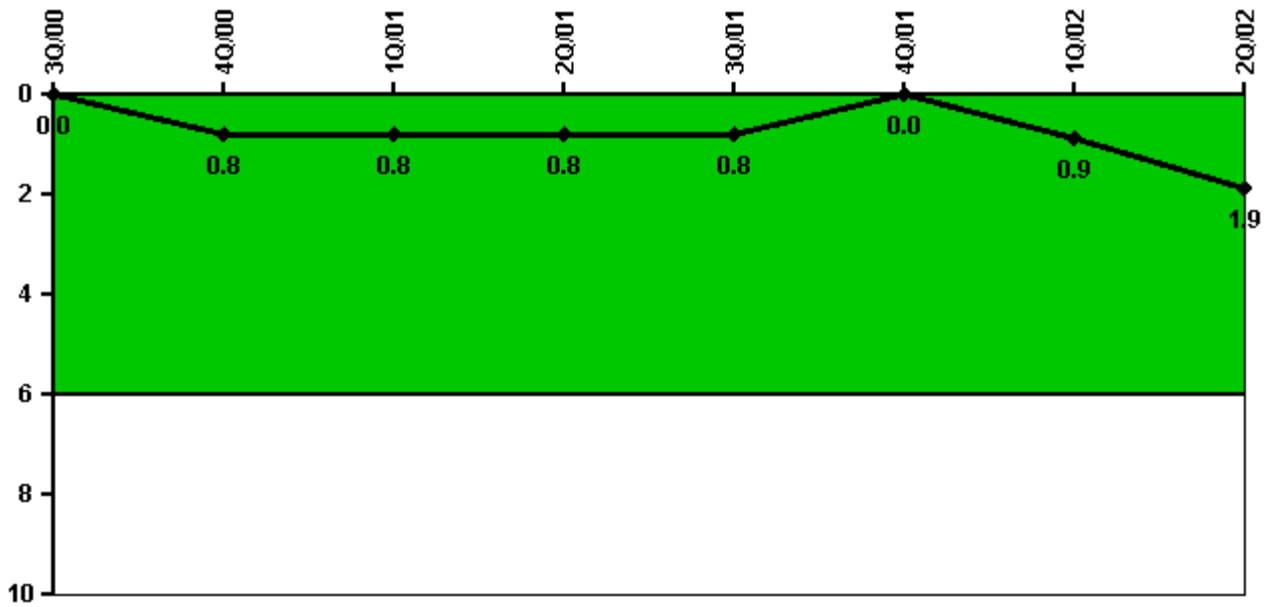
Thresholds: White > 2.0 Yellow > 10.0 Red > 20.0

Notes

Scrams with Loss of Normal Heat Removal	3Q/00	4Q/00	1Q/01	2Q/01	3Q/01	4Q/01	1Q/02	2Q/02
Scrams	0	0	0	0	0	0	0	0
Indicator value	0	0	0	0	0	0	0	0

Licensee Comments: none

Unplanned Power Changes per 7000 Critical Hrs



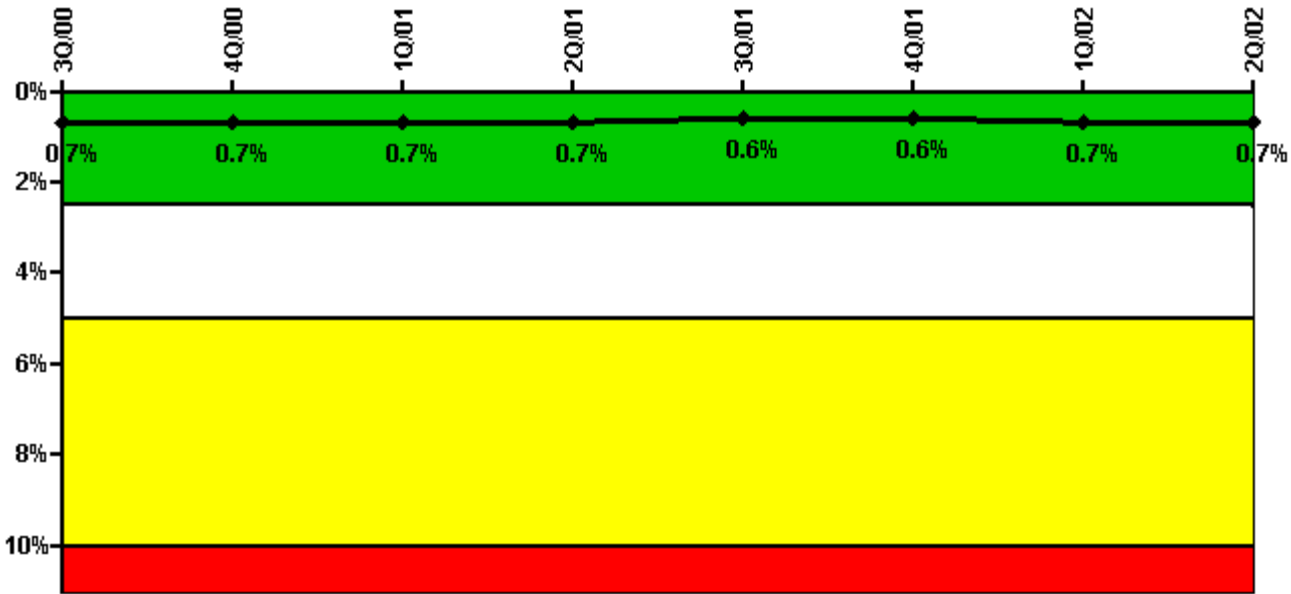
Thresholds: White > 6.0

Notes

Unplanned Power Changes per 7000 Critical Hrs	3Q/00	4Q/00	1Q/01	2Q/01	3Q/01	4Q/01	1Q/02	2Q/02
Unplanned power changes	0	1.0	0	0	0	0	1.0	1.0
Critical hours	2208.0	2209.0	2160.0	2153.0	2208.0	852.1	2160.0	2183.0
Indicator value	0	0.8	0.8	0.8	0.8	0	0.9	1.9

Licensee Comments: none

Safety System Unavailability, Emergency AC Power



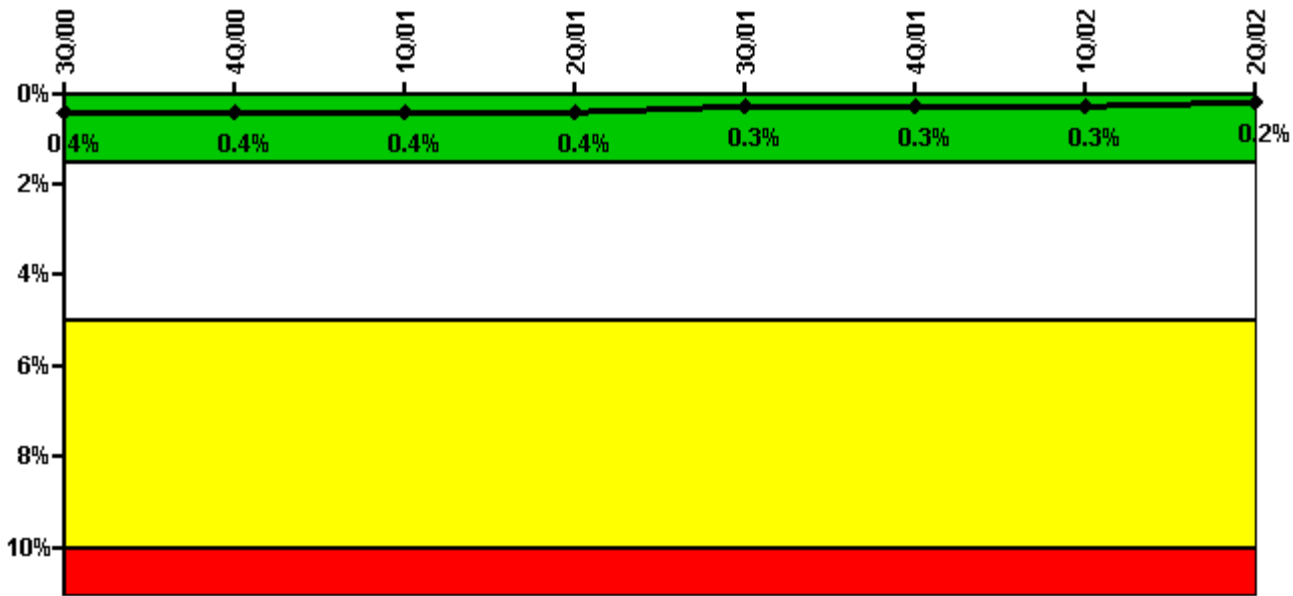
Thresholds: White > 2.5% Yellow > 5.0% Red > 10.0%

Notes

Safety System Unavailability, Emergency AC Power	3Q/00	4Q/00	1Q/01	2Q/01	3Q/01	4Q/01	1Q/02	2Q/02
Train 1								
Planned unavailable hours	8.05	11.58	14.62	17.93	9.50	3.75	10.47	8.05
Unplanned unavailable hours	8.32	15.68	3.00	0	0	0	32.35	2.03
Fault exposure hours	0	0	0	0	0	0	0	0
Effective Reset hours	0	0	0	0	0	0	0	0
Required hours	2208.00	2209.00	2160.00	2183.00	2208.00	2209.00	2160.00	2183.00
Train 2								
Planned unavailable hours	15.81	17.00	7.53	15.46	9.15	6.04	10.22	11.10
Unplanned unavailable hours	0	0	0	10.25	0	0	0	0
Fault exposure hours	0	0	0	0	0	0	0	0
Effective Reset hours	0	0	0	0	0	0	0	0
Required hours	2208.00	2209.00	2160.00	2183.00	2208.00	2209.00	2160.00	2183.00
Indicator value	0.7%	0.7%	0.7%	0.7%	0.6%	0.6%	0.7%	0.7%

Licensee Comments: none

Safety System Unavailability, High Pressure Injection System (HPSI)



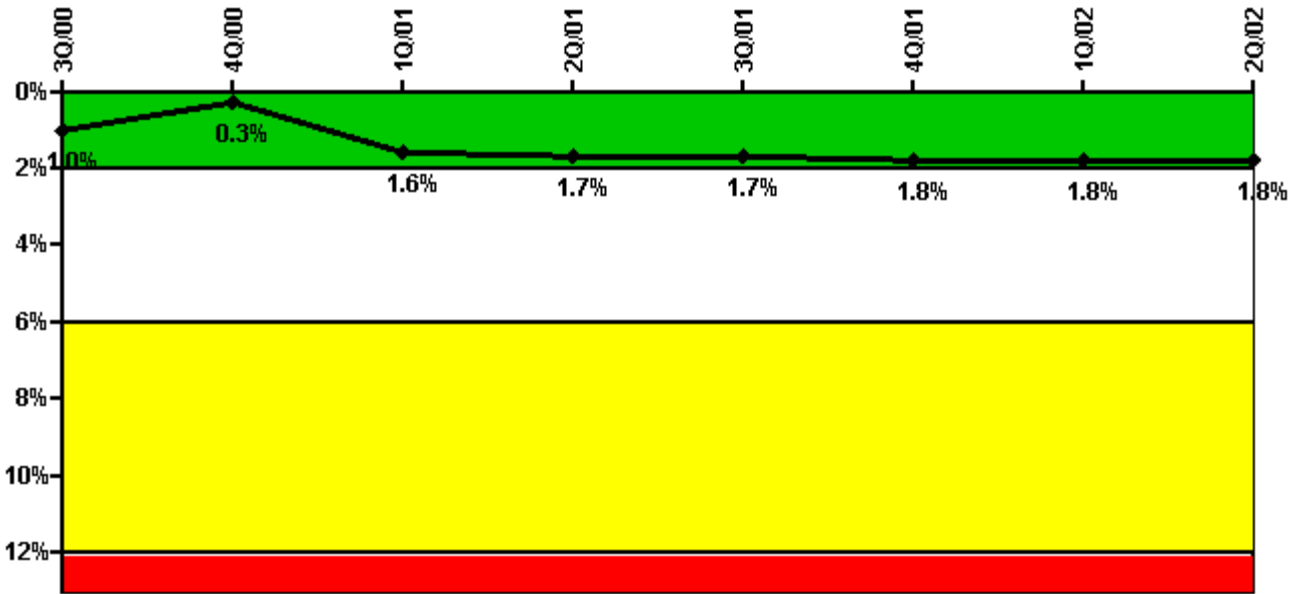
Thresholds: White > 1.5% Yellow > 5.0% Red > 10.0%

Notes

Safety System Unavailability, High Pressure Injection System (HPSI)	3Q/00	4Q/00	1Q/01	2Q/01	3Q/01	4Q/01	1Q/02	2Q/02
Train 1								
Planned unavailable hours	0.07	0.89	0.40	1.20	0	0	8.00	0.02
Unplanned unavailable hours	0	0	0	0	0	0	0	0
Fault exposure hours	0	0	0	0	0	0	0	0
Effective Reset hours	0	0	0	0	0	0	0	0
Required hours	2208.00	2209.00	2160.00	2152.70	2208.00	852.13	2160.00	2183.00
Train 2								
Planned unavailable hours	43.55	0	0	0.05	0.48	0	0.65	0.05
Unplanned unavailable hours	0	0	0	0	0	0	5.05	0
Fault exposure hours	0	0	0	0	0	0	0	0
Effective Reset hours	0	0	0	0	0	0	0	0
Required hours	2208.00	2209.00	2160.00	2152.70	2208.00	852.13	2160.00	2183.00
Indicator value	0.4%	0.4%	0.4%	0.4%	0.3%	0.3%	0.3%	0.2%

Licensee Comments: none

Safety System Unavailability, Heat Removal System (AFW)



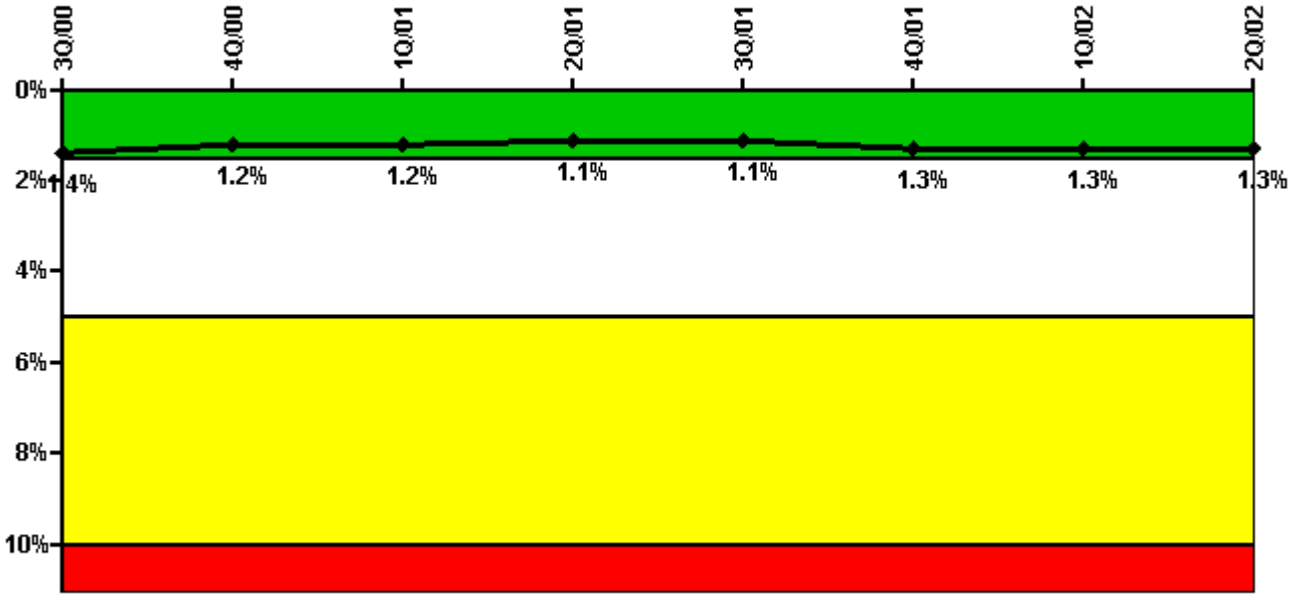
Thresholds: White > 2.0% Yellow > 6.0% Red > 12.0%

Notes

Safety System Unavailability, Heat Removal System (AFW)	3Q/00	4Q/00	1Q/01	2Q/01	3Q/01	4Q/01	1Q/02	2Q/02
Train 1								
Planned unavailable hours	6.73	7.58	49.10	16.41	13.71	6.37	9.37	13.56
Unplanned unavailable hours	0	0	14.75	0	2.44	0	0	14.34
Fault exposure hours	0	0	0	0	0	0	0	12.00
Effective Reset hours	0	0	0	0	0	0	0	0
Required hours	2208.00	2209.00	2160.00	2152.70	2208.00	852.13	2160.00	2183.00
Train 2								
Planned unavailable hours	19.92	3.40	4.19	13.99	4.97	4.75	0.33	0
Unplanned unavailable hours	0	0	0	0	50.66	0	0	0
Fault exposure hours	0	0	932.28	0	0	0	0	0
Effective Reset hours	0	0	0	0	0	0	0	0
Required hours	2208.00	2209.00	2160.00	2152.70	2208.00	852.13	2160.00	2183.00
Train 3								
Planned unavailable hours	1.94	2.08	1.83	31.43	3.26	0.45	0.22	0
Unplanned unavailable hours	0	0	0	0	0.40	0	0	0
Fault exposure hours	0	0	0	0	0	0	0	0
Effective Reset hours	0	524.55	0	0	0	0	0	0
Required hours	2208.00	2209.00	2160.00	2152.70	2208.00	852.13	2160.00	2183.00
Indicator value	1.0%	0.3%	1.6%	1.7%	1.7%	1.8%	1.8%	1.8%

Licensee Comments: none

Safety System Unavailability, Residual Heat Removal System



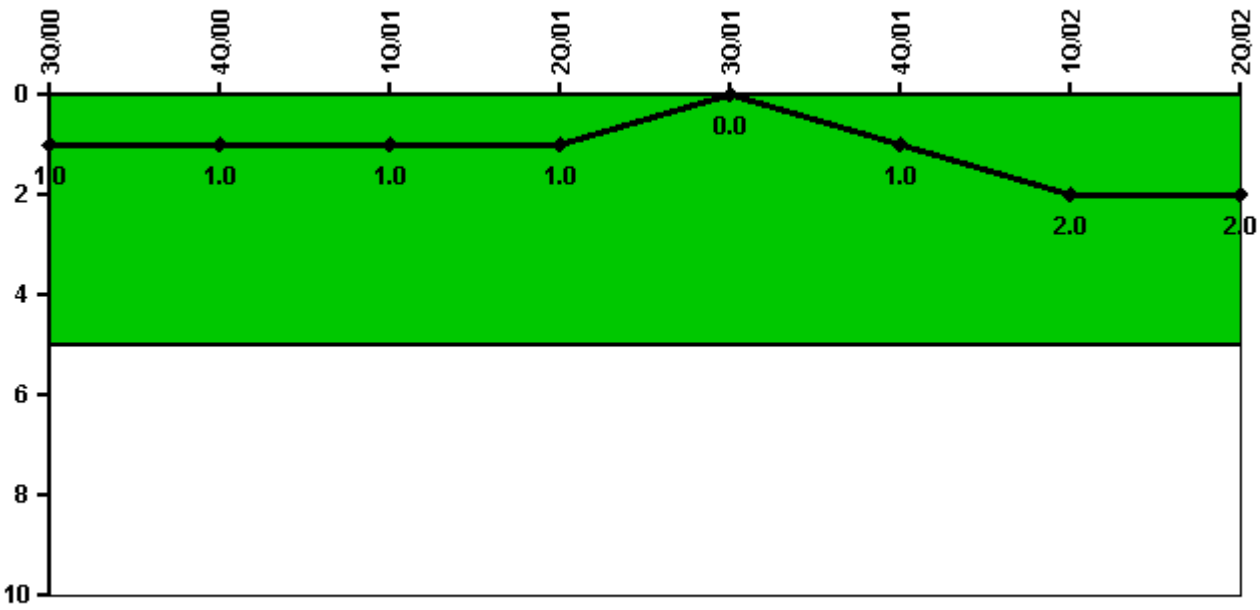
Thresholds: White > 1.5% Yellow > 5.0% Red > 10.0%

Notes

Safety System Unavailability, Residual Heat Removal System	3Q/00	4Q/00	1Q/01	2Q/01	3Q/01	4Q/01	1Q/02	2Q/02
Train 1								
Planned unavailable hours	6.54	12.37	12.02	13.90	35.79	10.30	20.72	61.06
Unplanned unavailable hours	0	0	4.57	0	0	35.25	0	0.10
Fault exposure hours	0	0	0	0	0	0	0	0
Effective Reset hours	0	0	0	0	0	0	0	0
Required hours	2208.00	2209.00	2160.00	2183.00	2208.00	2170.02	2160.00	2183.00
Train 2								
Planned unavailable hours	61.92	9.52	9.53	12.57	34.44	7.91	35.65	22.83
Unplanned unavailable hours	0	0	0	0	0	82.33	0	0
Fault exposure hours	0	0	0	0	0	0	0	0
Effective Reset hours	0	0	0	0	0	0	0	0
Required hours	2208.00	2209.00	2160.00	2183.00	2208.00	2170.02	2160.00	2183.00
Indicator value	1.4%	1.2%	1.2%	1.1%	1.1%	1.3%	1.3%	1.3%

Licensee Comments: none

Safety System Functional Failures (PWR)




Thresholds: White > 5.0

Notes

Safety System Functional Failures (PWR)	3Q/00	4Q/00	1Q/01	2Q/01	3Q/01	4Q/01	1Q/02	2Q/02
Safety System Functional Failures	1	0	0	0	0	1	1	0
Indicator value	1	1	1	1	0	1	2	2

Licensee Comments: none

Reactor Coolant System Activity



Thresholds: White > 50.0 Yellow > 100.0

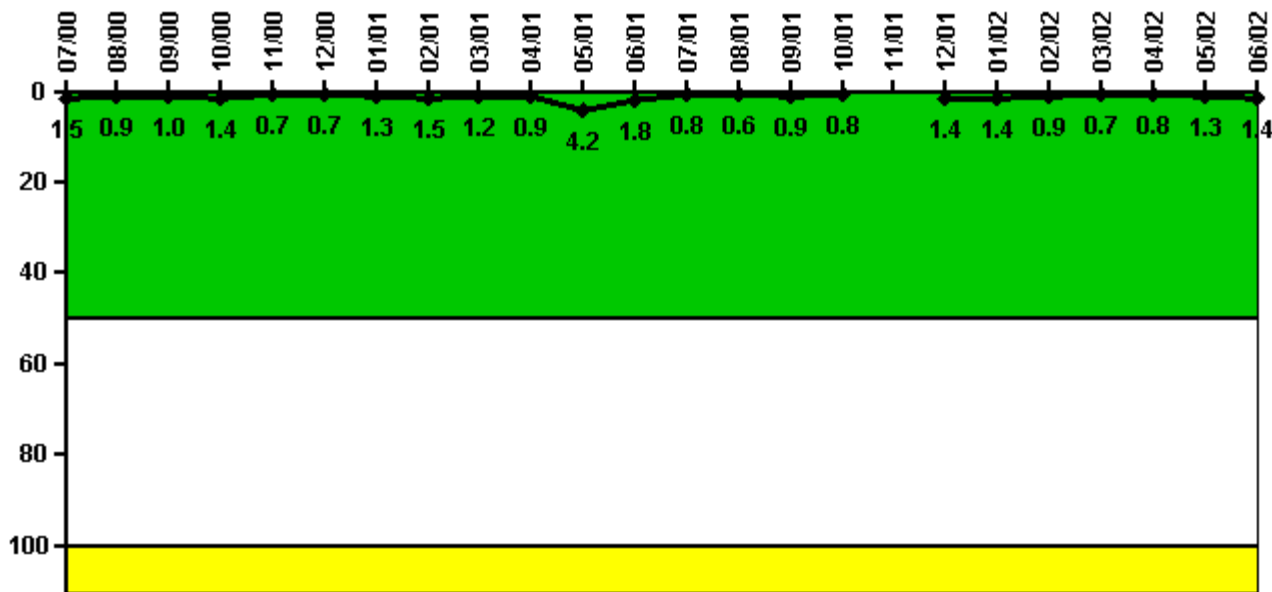
Notes

Reactor Coolant System Activity	7/00	8/00	9/00	10/00	11/00	12/00	1/01	2/01	3/01	4/01	5/01	6/01
Maximum activity	0.006410	0.007080	0.007410	0.007460	0.007750	0.007890	0.008760	0.008790	0.009280	0.009330	0.006800	0.009600
Technical specification limit	0.4	0.4	0.4	0.4	0.4	0.4	0.4	0.4	0.4	0.4	0.4	0.4
Indicator value	1.8	2.0	2.1	2.1	2.2	2.3	2.5	2.5	2.7	2.7	1.9	2.7

Reactor Coolant System Activity	7/01	8/01	9/01	10/01	11/01	12/01	1/02	2/02	3/02	4/02	5/02	6/02
Maximum activity	0.009800	0.009640	0.010000	0.009110	N/A	0.003710	0.004750	0.008440	0.005020	0.004720	0.004870	0.005110
Technical specification limit	0.4	0.4	0.4	0.4	0.4	0.4	0.4	0.4	0.4	0.4	0.4	0.4
Indicator value	2.8	2.8	2.9	2.6	N/A	1.1	1.4	2.4	1.4	1.3	1.4	1.5

Licensee Comments: none

Reactor Coolant System Leakage



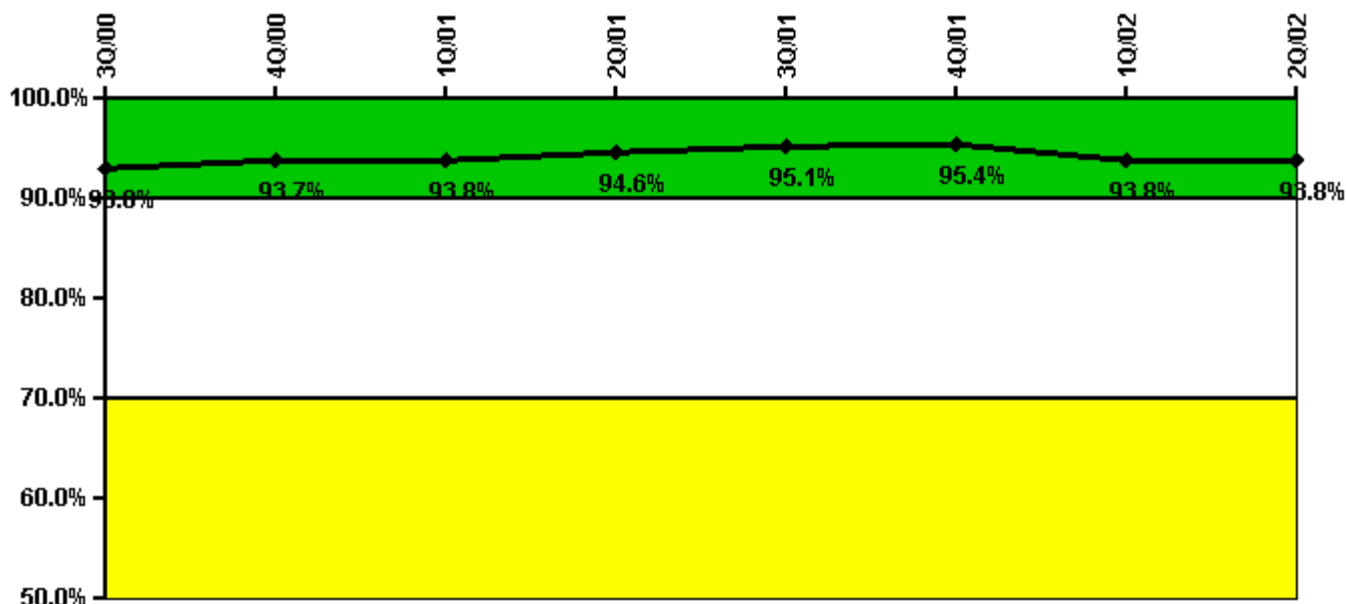
Thresholds: White > 50.0 Yellow > 100.0

Notes

Reactor Coolant System Leakage	7/00	8/00	9/00	10/00	11/00	12/00	1/01	2/01	3/01	4/01	5/01	6/01
Maximum leakage	0.147	0.085	0.104	0.141	0.075	0.067	0.130	0.148	0.118	0.092	0.420	0.178
Technical specification limit	10.0	10.0	10.0	10.0	10.0	10.0	10.0	10.0	10.0	10.0	10.0	10.0
Indicator value	1.5	0.9	1.0	1.4	0.7	0.7	1.3	1.5	1.2	0.9	4.2	1.8
Reactor Coolant System Leakage	7/01	8/01	9/01	10/01	11/01	12/01	1/02	2/02	3/02	4/02	5/02	6/02
Maximum leakage	0.076	0.061	0.093	0.078	N/A	0.142	0.143	0.093	0.068	0.082	0.126	0.144
Technical specification limit	10.0	10.0	10.0	10.0	10.0	10.0	10.0	10.0	10.0	10.0	10.0	10.0
Indicator value	0.8	0.6	0.9	0.8	N/A	1.4	1.4	0.9	0.7	0.8	1.3	1.4

Licensee Comments: none

Drill/Exercise Performance



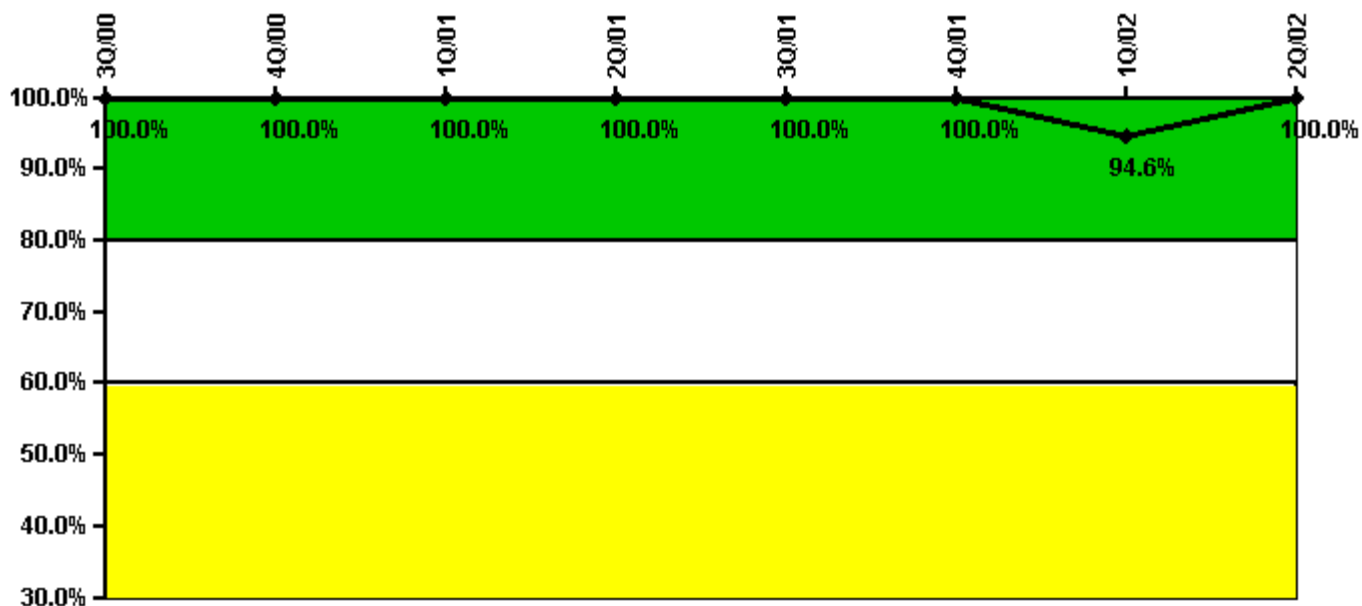
Thresholds: White < 90.0% Yellow < 70.0%

Notes

Drill/Exercise Performance	3Q/00	4Q/00	1Q/01	2Q/01	3Q/01	4Q/01	1Q/02	2Q/02
Successful opportunities	10.0	12.0	16.0	21.0	16.0	0	7.0	9.0
Total opportunities	12.0	12.0	17.0	22.0	16.0	0	8.0	10.0
Indicator value	93.0%	93.7%	93.8%	94.6%	95.1%	95.4%	93.8%	93.8%

Licensee Comments: none

ERO Drill Participation



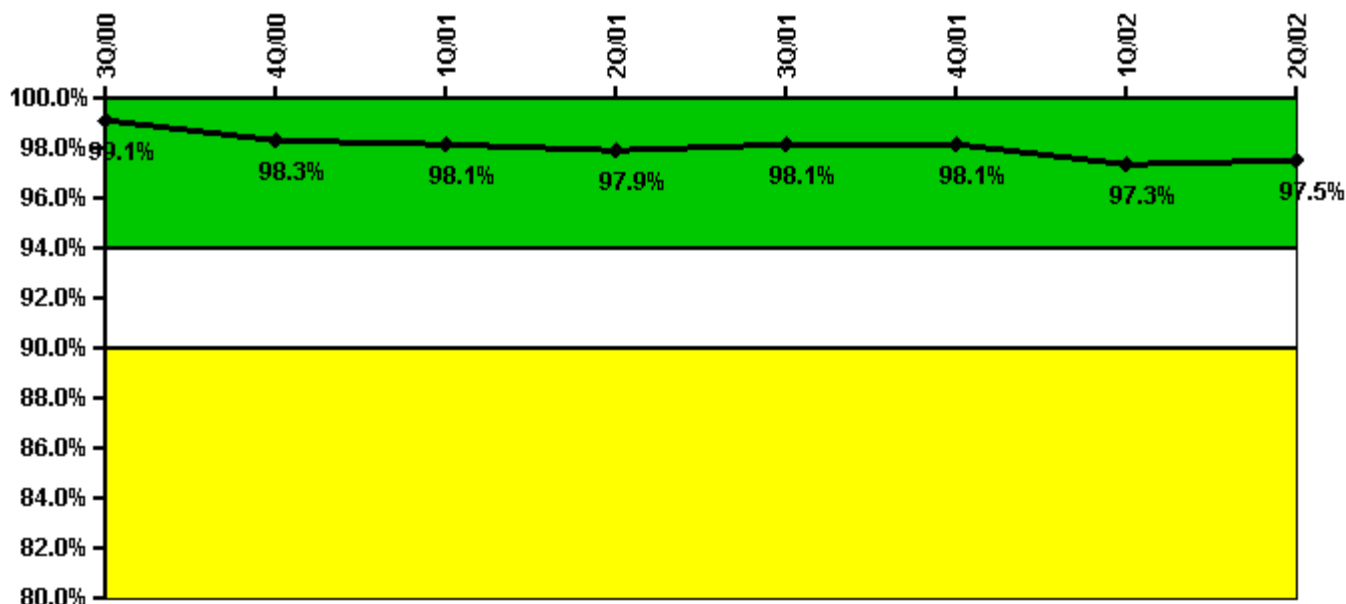
Thresholds: White < 80.0% Yellow < 60.0%

Notes

ERO Drill Participation	3Q/00	4Q/00	1Q/01	2Q/01	3Q/01	4Q/01	1Q/02	2Q/02
Participating Key personnel	49.0	48.0	45.0	45.0	42.0	39.0	35.0	36.0
Total Key personnel	49.0	48.0	45.0	45.0	42.0	39.0	37.0	36.0
Indicator value	100.0%	100.0%	100.0%	100.0%	100.0%	100.0%	94.6%	100.0%

Licensee Comments: none

Alert & Notification System



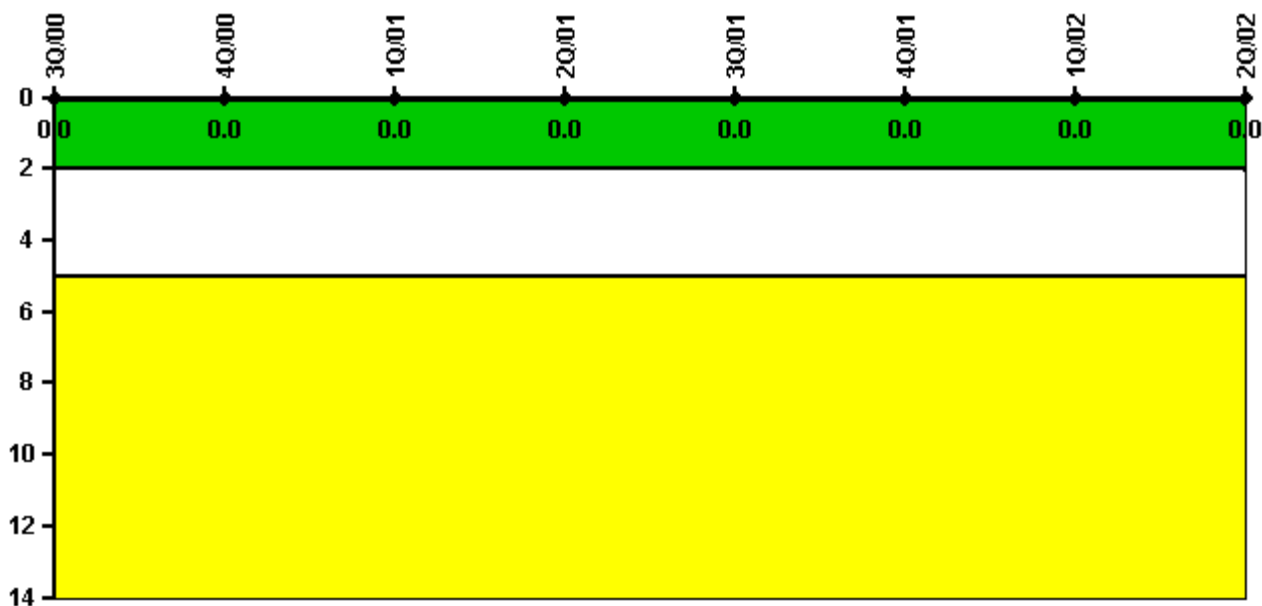
Thresholds: White < 94.0% Yellow < 90.0%

Notes

Alert & Notification System	3Q/00	4Q/00	1Q/01	2Q/01	3Q/01	4Q/01	1Q/02	2Q/02
Successful siren-tests	620	686	623	855	1090	1152	1055	1095
Total sirens-tests	632	711	632	869	1106	1185	1106	1106
Indicator value	99.1%	98.3%	98.1%	97.9%	98.1%	98.1%	97.3%	97.5%

Licensee Comments: none

Occupational Exposure Control Effectiveness



Thresholds: White > 2.0 Yellow > 5.0

Notes

Occupational Exposure Control Effectiveness	3Q/00	4Q/00	1Q/01	2Q/01	3Q/01	4Q/01	1Q/02	2Q/02
High radiation area occurrences	0	0	0	0	0	0	0	0
Very high radiation area occurrences	0	0	0	0	0	0	0	0
Unintended exposure occurrences	0	0	0	0	0	0	0	0
Indicator value	0	0	0	0	0	0	0	0

Licensee Comments: none

RETS/ODCM Radiological Effluent



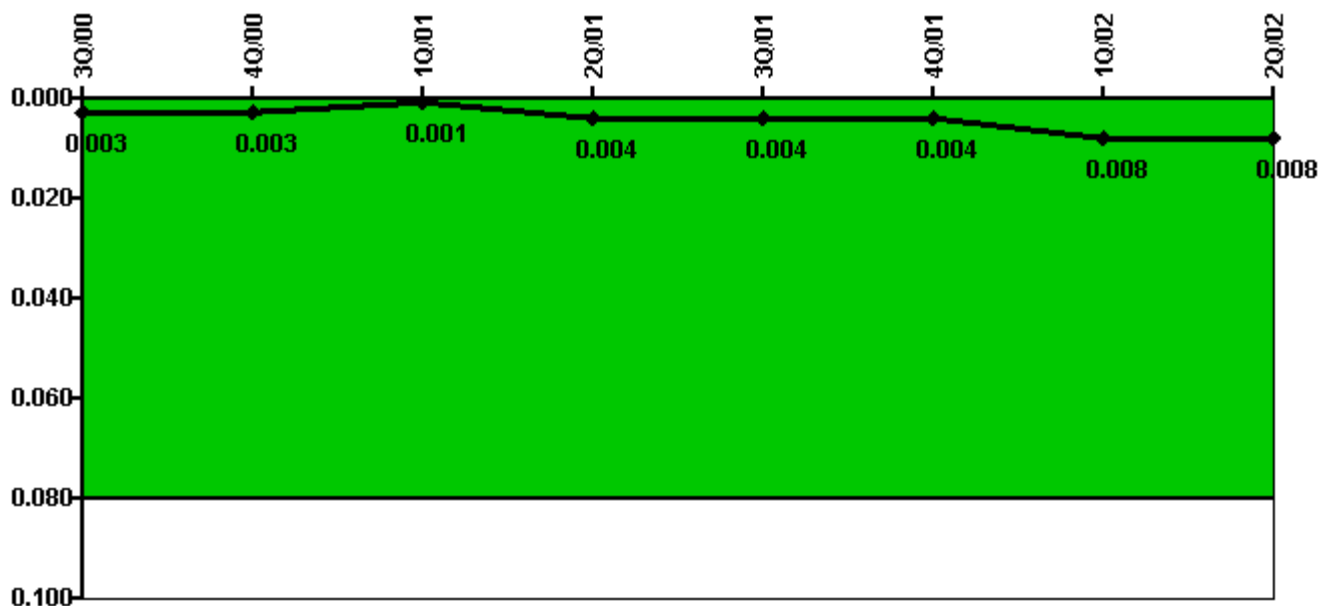
Thresholds: White > 1.0 Yellow > 3.0

Notes

RETS/ODCM Radiological Effluent	3Q/00	4Q/00	1Q/01	2Q/01	3Q/01	4Q/01	1Q/02	2Q/02
RETS/ODCM occurrences	0	0	0	0	0	0	0	0
Indicator value	0	0	0	0	0	0	0	0

Licensee Comments: none

Protected Area Security Performance Index



Thresholds: White > 0.080

Notes

Protected Area Security Performance Index	3Q/00	4Q/00	1Q/01	2Q/01	3Q/01	4Q/01	1Q/02	2Q/02
IDS compensatory hours	0.02	14.12	0	56.73	16.55	0	96.07	53.55
CCTV compensatory hours	1.8	0	0	6.3	0	0	0	1.2
IDS normalization factor	1.25	1.25	1.25	1.25	1.25	1.25	1.25	1.25
CCTV normalization factor	1.0	1.0	1.0	1.0	1.0	1.0	1.0	1.0
Index Value	0.003	0.003	0.001	0.004	0.004	0.004	0.008	0.008

Licensee Comments: none

Personnel Screening Program



Thresholds: White > 2.0 Yellow > 5.0

Notes

Personnel Screening Program	3Q/00	4Q/00	1Q/01	2Q/01	3Q/01	4Q/01	1Q/02	2Q/02
Program failures	0	0	0	0	0	0	0	0
Indicator value	0	0	0	0	0	0	0	0

Licensee Comments: none

FFD/Personnel Reliability



Thresholds: White > 2.0 Yellow > 5.0

Notes

FFD/Personnel Reliability	3Q/00	4Q/00	1Q/01	2Q/01	3Q/01	4Q/01	1Q/02	2Q/02
Program Failures	0	0	0	0	0	0	0	0
Indicator value	0	0	0	0	0	0	0	0

Licensee Comments: none

▲ [PI Summary](#) | [Inspection Findings Summary](#) | [Reactor Oversight Process](#)

Last Modified: July 31, 2002