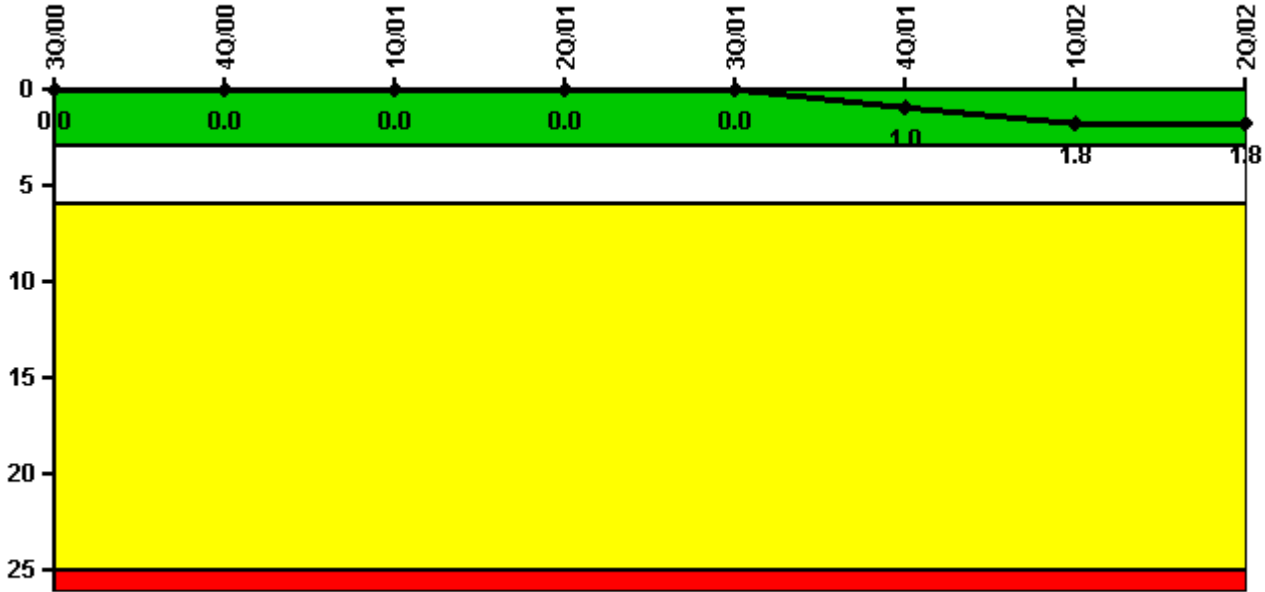


Monticello

2Q/2002 Performance Indicators

Licensee's General Comments: none

Unplanned Scrams per 7000 Critical Hrs



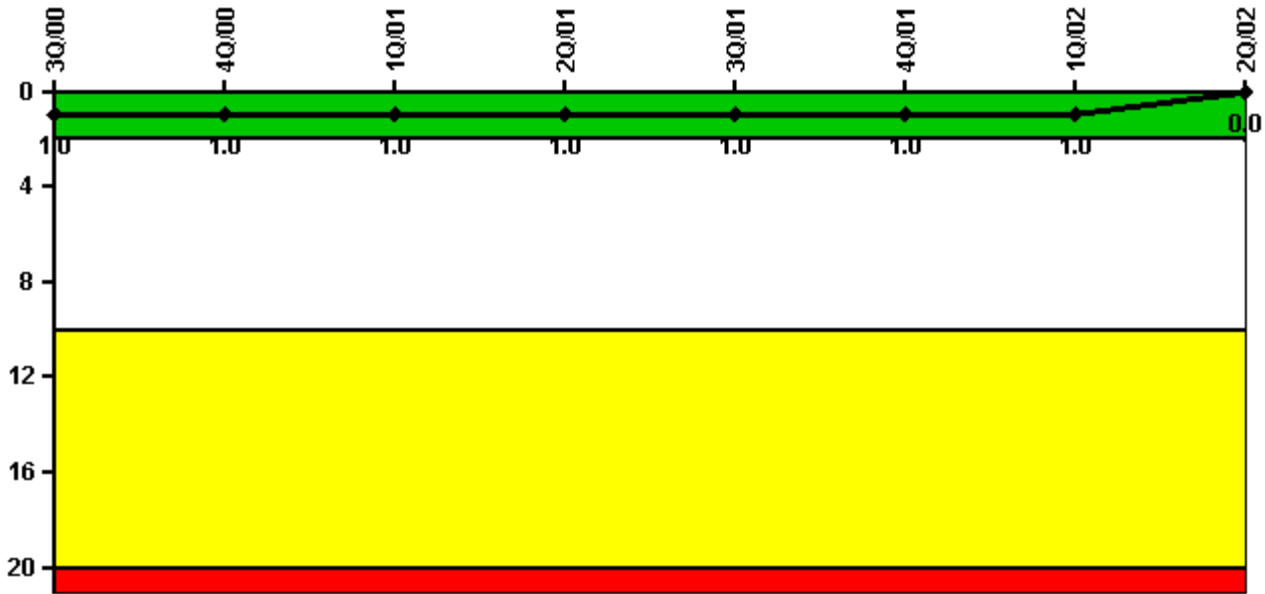
Thresholds: White > 3.0 Yellow > 6.0 Red > 25.0

Notes

Unplanned Scrams per 7000 Critical Hrs	3Q/00	4Q/00	1Q/01	2Q/01	3Q/01	4Q/01	1Q/02	2Q/02
Unplanned scrams	0	0	0	0	0	1.0	1.0	0
Critical hours	2083.8	2209.0	1330.5	2130.1	2208.0	1205.0	2072.0	2183.0
Indicator value	0	0	0	0	0	1.0	1.8	1.8

Licensee Comments: none

Scrams with Loss of Normal Heat Removal



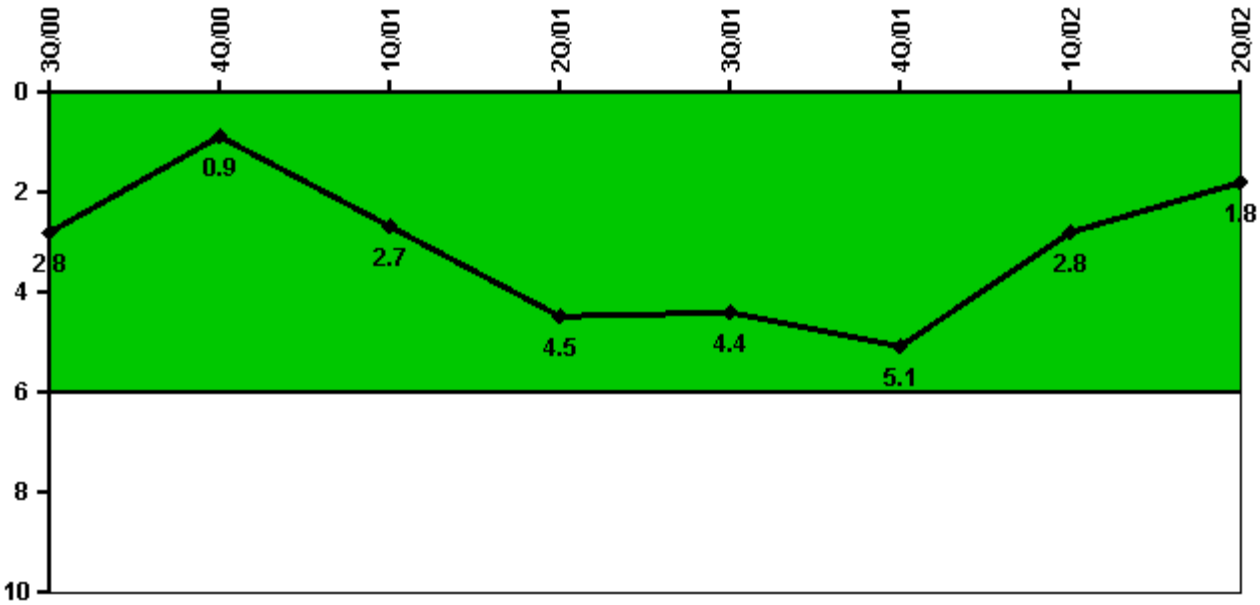
Thresholds: White > 2.0 Yellow > 10.0 Red > 20.0

Notes

Scrams with Loss of Normal Heat Removal	3Q/00	4Q/00	1Q/01	2Q/01	3Q/01	4Q/01	1Q/02	2Q/02
Scrams	0	0	0	0	0	0	0	0
Indicator value	1.0	1.0	1.0	1.0	1.0	1.0	1.0	0

Licensee Comments: none

Unplanned Power Changes per 7000 Critical Hrs



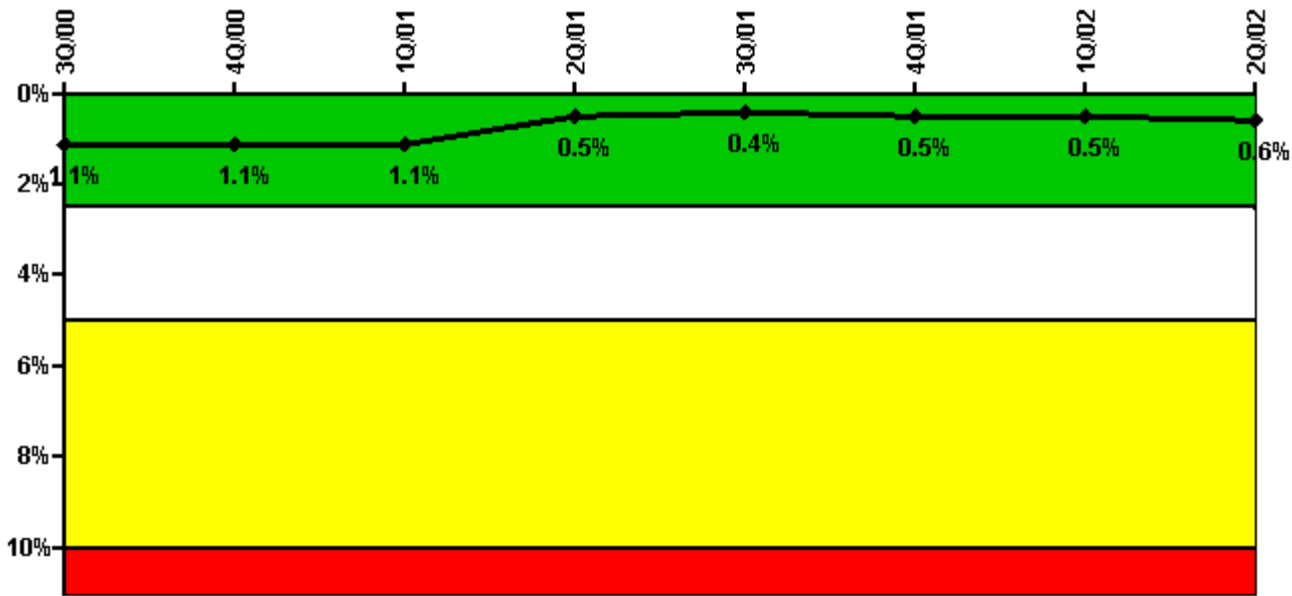
Thresholds: White > 6.0

Notes

Unplanned Power Changes per 7000 Critical Hrs	3Q/00	4Q/00	1Q/01	2Q/01	3Q/01	4Q/01	1Q/02	2Q/02
Unplanned power changes	1.0	0	2.0	2.0	1.0	0	0	1.0
Critical hours	2083.8	2209.0	1330.5	2130.1	2208.0	1205.0	2072.0	2183.0
Indicator value	2.8	0.9	2.7	4.5	4.4	5.1	2.8	1.8

Licensee Comments: none

Safety System Unavailability, Emergency AC Power



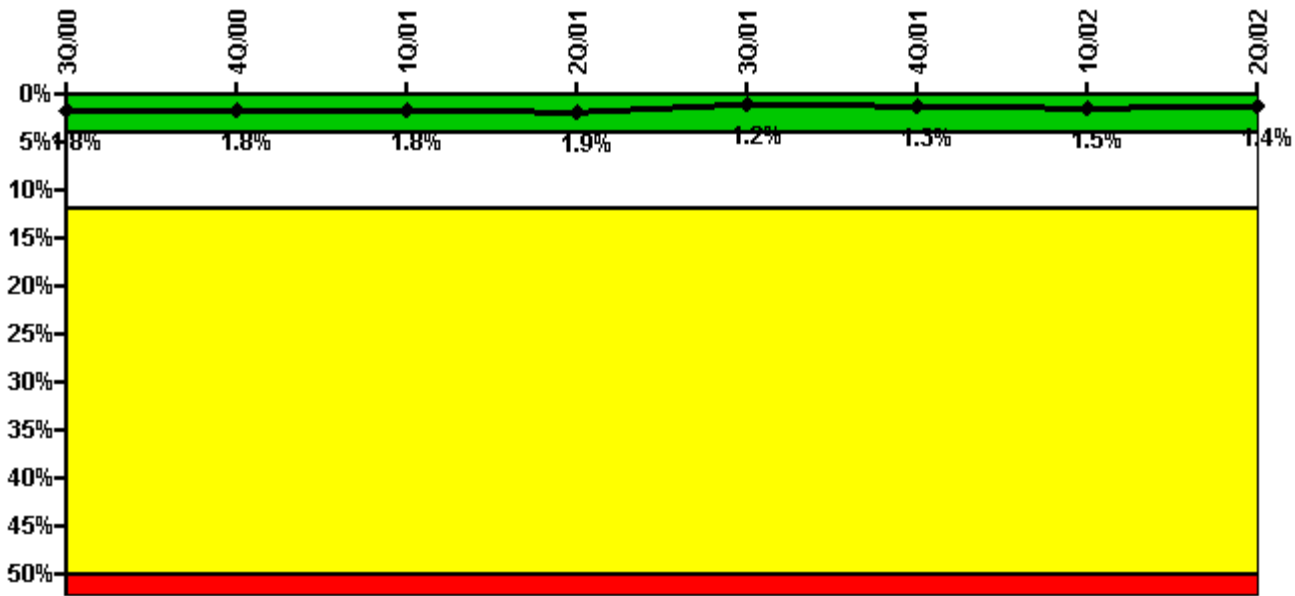
Thresholds: White > 2.5% Yellow > 5.0% Red > 10.0%

Notes

Safety System Unavailability, Emergency AC Power	3Q/00	4Q/00	1Q/01	2Q/01	3Q/01	4Q/01	1Q/02	2Q/02
Train 1								
Planned unavailable hours	9.45	8.45	11.13	8.98	8.27	25.93	12.02	33.27
Unplanned unavailable hours	0	0	0	0	0	0	0	2.33
Fault exposure hours	0	0	0	0	0	0	0	0
Effective Reset hours	0	0	0	0	0	0	0	0
Required hours	2208.00	2209.00	2160.00	2183.00	2208.00	2209.00	2160.00	2183.00
Train 2								
Planned unavailable hours	32.90	11.03	10.68	4.48	10.48	5.25	6.88	8.24
Unplanned unavailable hours	0	0	0	0	0	0	0	31.78
Fault exposure hours	0	0	0	0	0	0	0	0
Effective Reset hours	0	0	0	0	0	0	0	0
Required hours	2208.00	2209.00	2160.00	2183.00	2208.00	2209.00	2160.00	2183.00
Indicator value	1.1%	1.1%	1.1%	0.5%	0.4%	0.5%	0.5%	0.6%

Licensee Comments: none

Safety System Unavailability, High Pressure Injection System (HPCI)



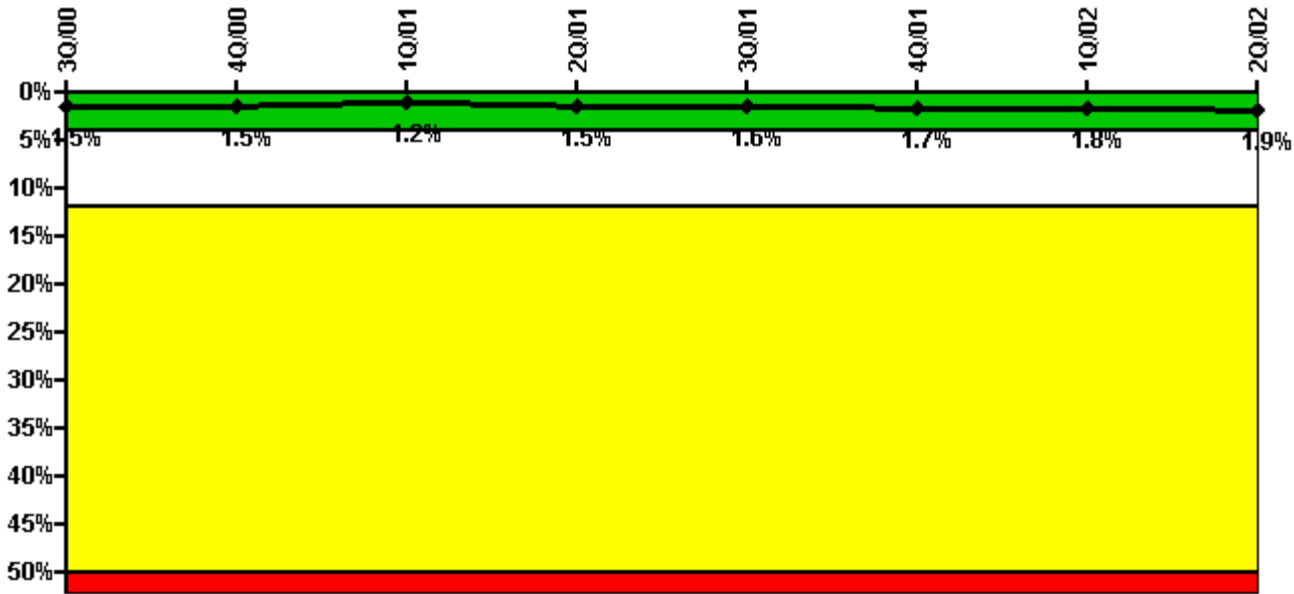
Thresholds: White > 4.0% Yellow > 12.0% Red > 50.0%

Notes

Safety System Unavailability, High Pressure Injection System (HPCI)	3Q/00	4Q/00	1Q/01	2Q/01	3Q/01	4Q/01	1Q/02	2Q/02
Train 1								
Planned unavailable hours	12.55	17.55	20.20	24.60	20.98	20.85	42.10	53.00
Unplanned unavailable hours	0	0	0	0	0	0	0	0
Fault exposure hours	0	0	0	0	0	0	0	0
Effective Reset hours	0	0	0	0	0	0	0	0
Required hours	2083.80	2209.00	1330.50	2130.10	2208.00	1205.00	2072.00	2183.00
Indicator value	1.8%	1.8%	1.8%	1.9%	1.2%	1.3%	1.5%	1.4%

Licensee Comments: none

Safety System Unavailability, Heat Removal System (RCIC)



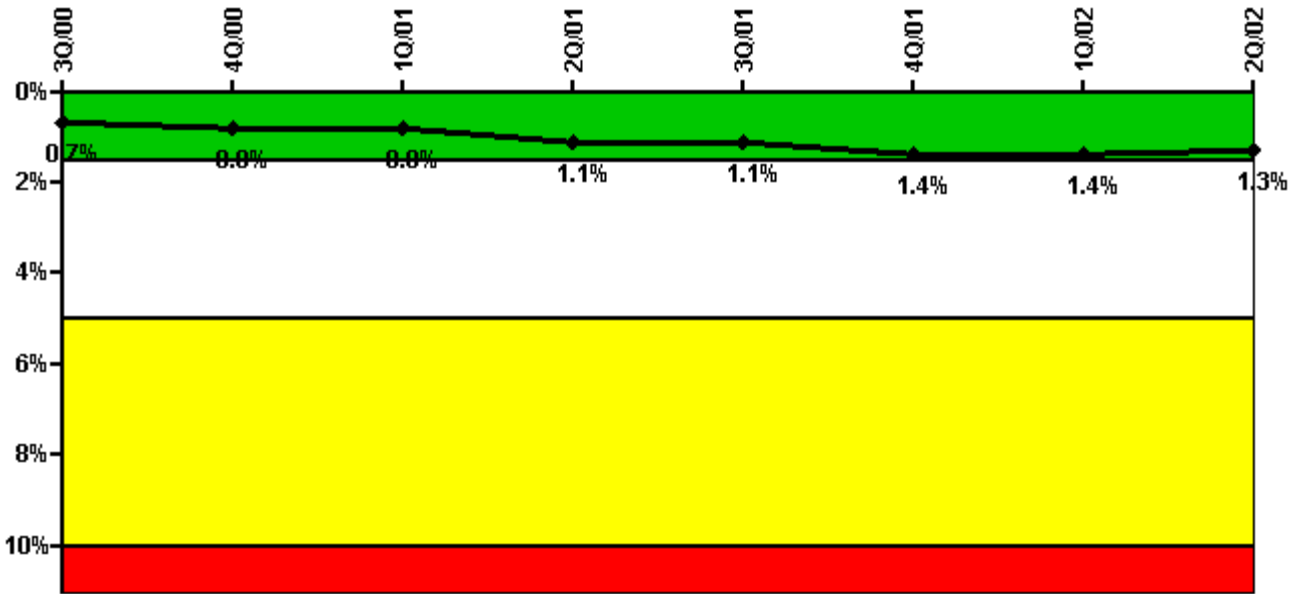
Thresholds: White > 4.0% Yellow > 12.0% Red > 50.0%

Notes

Safety System Unavailability, Heat Removal System (RCIC)	3Q/00	4Q/00	1Q/01	2Q/01	3Q/01	4Q/01	1Q/02	2Q/02
Train 1								
Planned unavailable hours	8.75	20.40	14.23	22.35	24.62	23.07	19.15	7.23
Unplanned unavailable hours	0	0	0	41.80	0	0	0	31.90
Fault exposure hours	0	0	0	0	0	0	0	0
Effective Reset hours	0	0	0	0	0	0	0	0
Required hours	2083.80	2209.00	1330.50	2130.10	2208.00	1205.00	2072.00	2183.00
Indicator value	1.5%	1.5%	1.2%	1.5%	1.6%	1.7%	1.8%	1.9%

Licensee Comments: none

Safety System Unavailability, Residual Heat Removal System



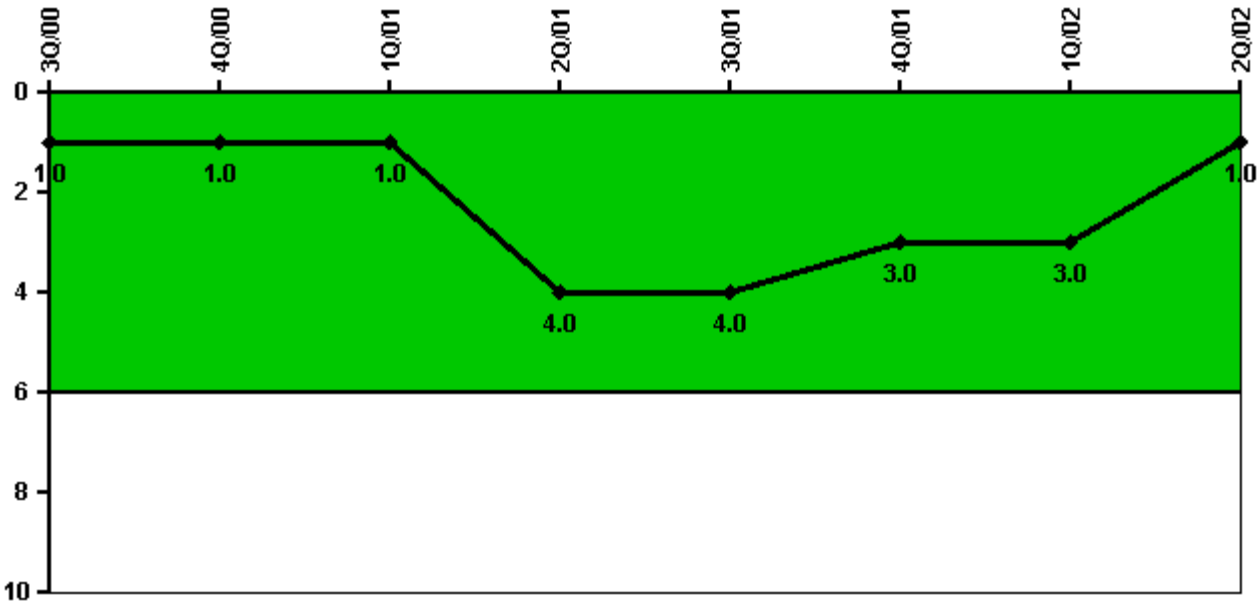
Thresholds: White > 1.5% Yellow > 5.0% Red > 10.0%

Notes

Safety System Unavailability, Residual Heat Removal System	3Q/00	4Q/00	1Q/01	2Q/01	3Q/01	4Q/01	1Q/02	2Q/02
Train 1								
Planned unavailable hours	19.60	0.18	58.00	144.98	0.18	9.33	7.37	0
Unplanned unavailable hours	40.23	0	0	0	0	2.87	0	0
Fault exposure hours	0	0	0	0	0	0	0	0
Effective Reset hours	0	0	0	0	0	0	0	0
Required hours	2208.00	2209.00	2160.00	2183.00	2208.00	2209.00	2160.00	2183.00
Train 2								
Planned unavailable hours	12.80	32.40	0	0.13	10.48	124.82	0.65	12.93
Unplanned unavailable hours	0	13.92	0	0	0	0	0	0
Fault exposure hours	0	0	0	0	0	0	0	0
Effective Reset hours	0	0	0	0	0	0	0	0
Required hours	2208.00	2209.00	2160.00	2183.00	2208.00	2209.00	2160.00	2183.00
Indicator value	0.7%	0.8%	0.8%	1.1%	1.1%	1.4%	1.4%	1.3%

Licensee Comments: none

Safety System Functional Failures (BWR)



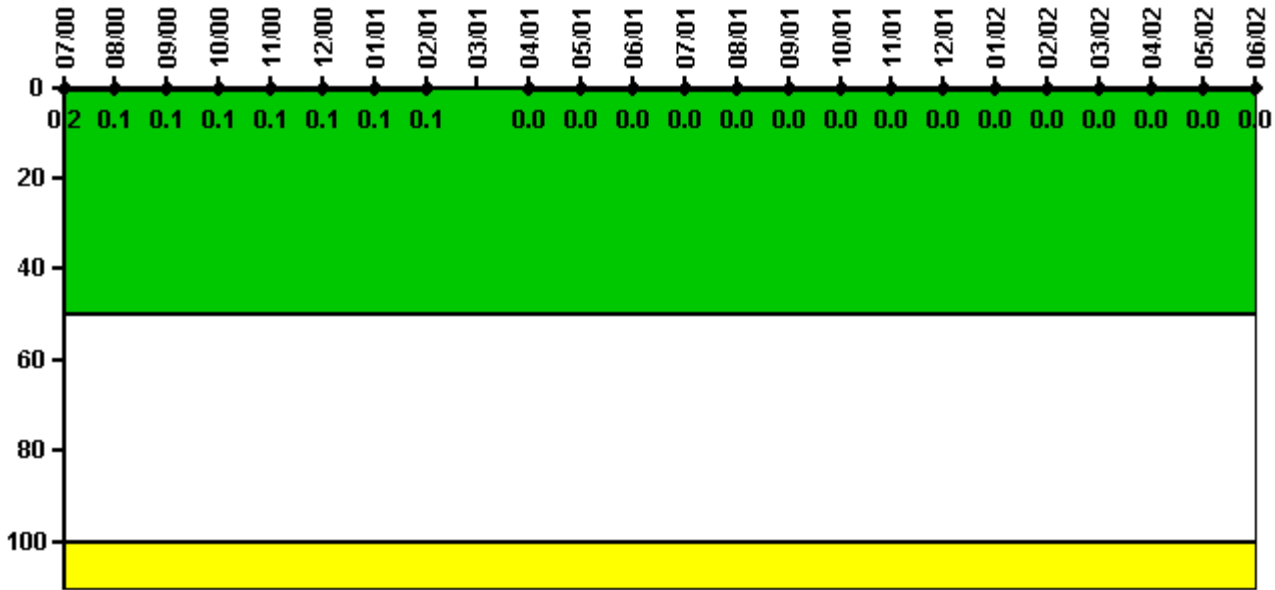
Thresholds: White > 6.0

Notes

Safety System Functional Failures (BWR)	3Q/00	4Q/00	1Q/01	2Q/01	3Q/01	4Q/01	1Q/02	2Q/02
Safety System Functional Failures	0	1	0	3	0	0	0	1
Indicator value	1	1	1	4	4	3	3	1

Licensee Comments: none

Reactor Coolant System Activity



Thresholds: White > 50.0 Yellow > 100.0


Notes

Reactor Coolant System Activity	7/00	8/00	9/00	10/00	11/00	12/00	1/01	2/01	3/01	4/01	5/01	6/01
Maximum activity	0.000420	0.000260	0.000240	0.000230	0.000260	0.000250	0.000240	0.000230	N/A	0.000263	0.000283	0.000192
Technical specification limit	0.3	0.3	0.3	0.3	0.3	0.3	0.3	0.3	2.0	2.0	2.0	2.0
Indicator value	0.2	0.1	0.1	0.1	0.1	0.1	0.1	0.1	N/A	0	0	0

Reactor Coolant System Activity	7/01	8/01	9/01	10/01	11/01	12/01	1/02	2/02	3/02	4/02	5/02	6/02
Maximum activity	0.000192	0.000332	0.000202	0.000304	0.000242	0.000283	0.000229	0.000214	0.000229	0.000295	0.000217	0.000139
Technical specification limit	2.0	2.0	2.0	5.0	5.0	5.0	5.0	5.0	5.0	5.0	5.0	5.0
Indicator value	0	0	0	0	0	0	0	0	0	0	0	0

Licensee Comments: none

Reactor Coolant System Leakage



Thresholds: White > 50.0 Yellow > 100.0

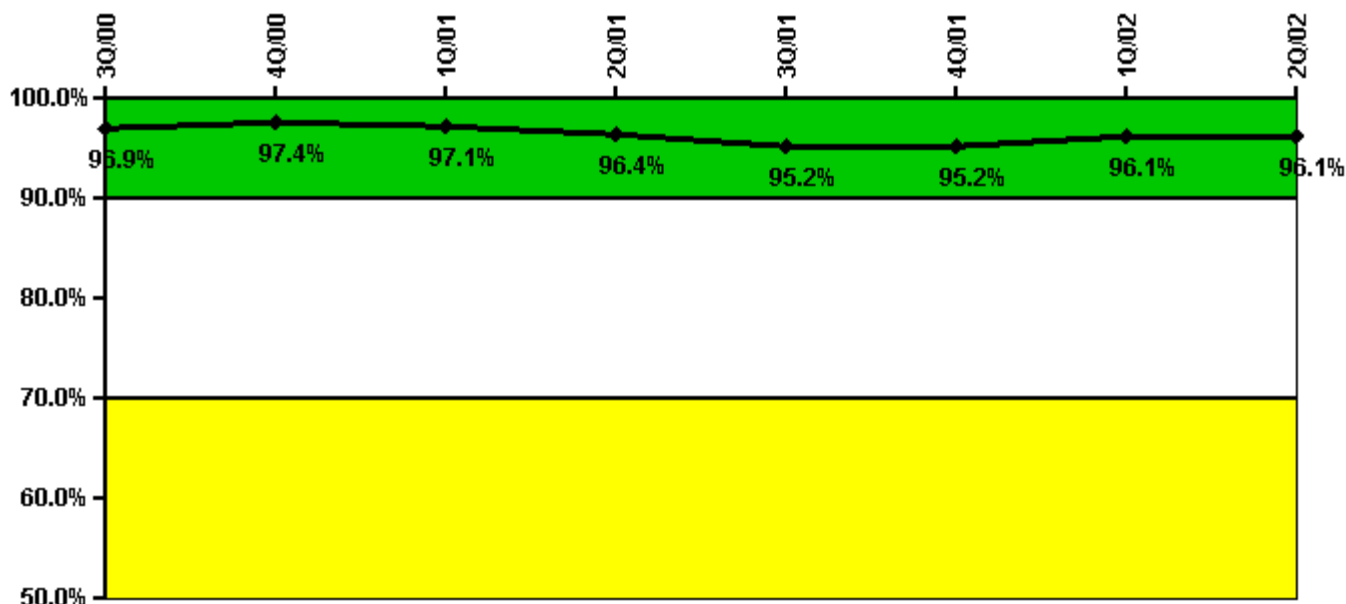
Notes

Reactor Coolant System Leakage	7/00	8/00	9/00	10/00	11/00	12/00	1/01	2/01	3/01	4/01	5/01	6/01
Maximum leakage	1.680	1.700	1.700	1.760	1.700	1.700	1.700	1.500	N/A	1.500	1.600	1.500
Technical specification limit	20.0	20.0	20.0	20.0	20.0	20.0	20.0	20.0	20.0	20.0	20.0	20.0
Indicator value	8.4	8.5	8.5	8.8	8.5	8.5	8.5	7.5	N/A	7.5	8.0	7.5

Reactor Coolant System Leakage	7/01	8/01	9/01	10/01	11/01	12/01	1/02	2/02	3/02	4/02	5/02	6/02
Maximum leakage	1.500	1.600	1.500	1.600	1.500	1.600	1.600	1.500	1.600	1.600	1.500	1.500
Technical specification limit	20.0	20.0	20.0	20.0	20.0	20.0	20.0	20.0	20.0	20.0	20.0	20.0
Indicator value	7.5	8.0	7.5	8.0	7.5	8.0	8.0	7.5	8.0	8.0	7.5	7.5

Licensee Comments: none

Drill/Exercise Performance



Thresholds: White < 90.0% Yellow < 70.0%

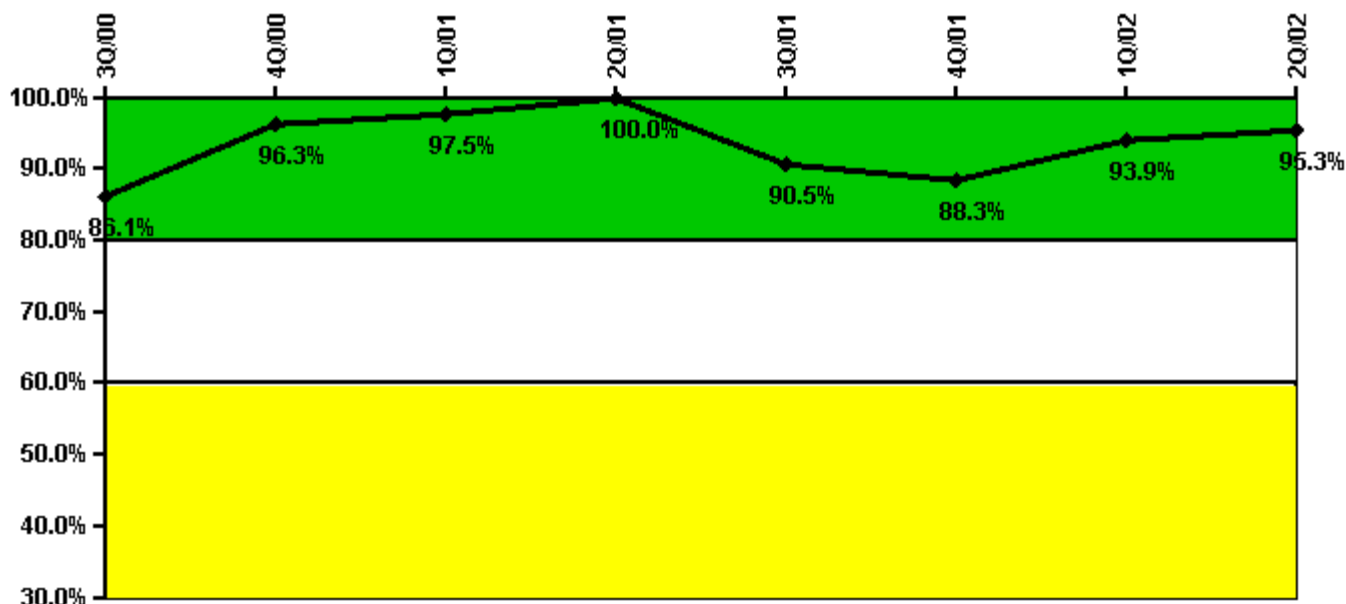
Notes

Drill/Exercise Performance	3Q/00	4Q/00	1Q/01	2Q/01	3Q/01	4Q/01	1Q/02	2Q/02
Successful opportunities	36.0	40.0	78.0	42.0	40.0	24.0	70.0	36.0
Total opportunities	38.0	40.0	81.0	45.0	45.0	24.0	72.0	36.0
Indicator value	96.9%	97.4%	97.1%	96.4%	95.2%	95.2%	96.1%	96.1%

Licensee Comments:

2Q/02: Revised reported numbers for 1Q2002. This revision has no affect on the color of the indicator.

ERO Drill Participation



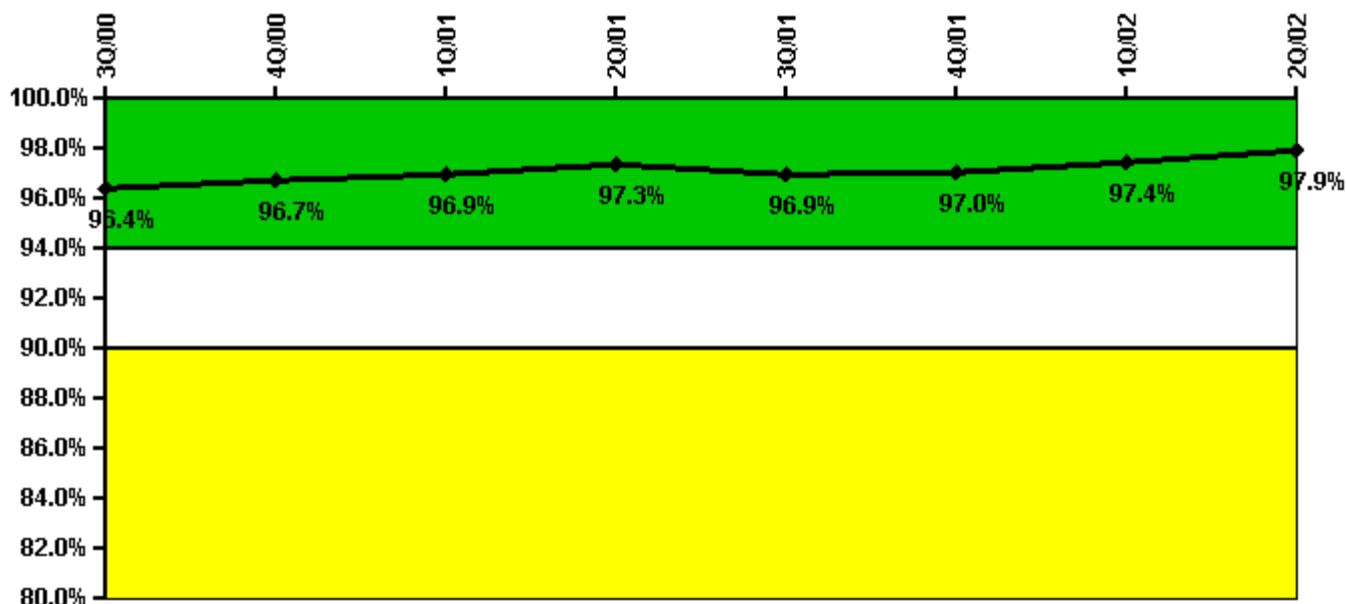
Thresholds: White < 80.0% Yellow < 60.0%

Notes

ERO Drill Participation	3Q/00	4Q/00	1Q/01	2Q/01	3Q/01	4Q/01	1Q/02	2Q/02
Participating Key personnel	68.0	77.0	77.0	84.0	86.0	83.0	77.0	82.0
Total Key personnel	79.0	80.0	79.0	84.0	95.0	94.0	82.0	86.0
Indicator value	86.1%	96.3%	97.5%	100.0%	90.5%	88.3%	93.9%	95.3%

Licensee Comments: none

Alert & Notification System



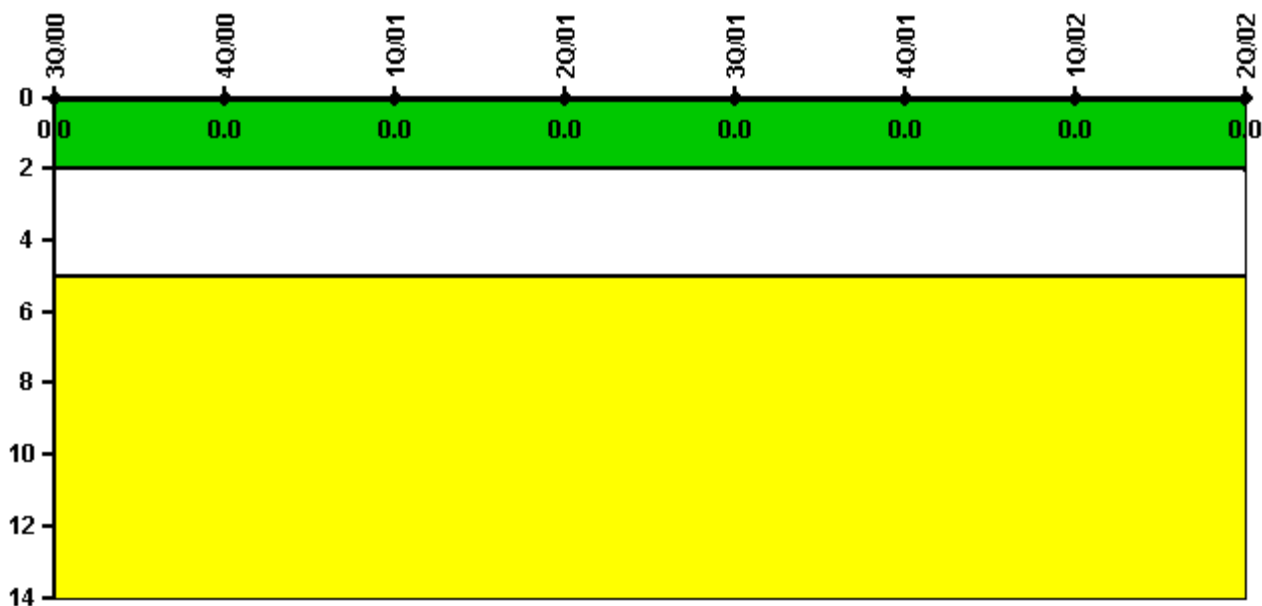
Thresholds: White < 94.0% Yellow < 90.0%

Notes

Alert & Notification System	3Q/00	4Q/00	1Q/01	2Q/01	3Q/01	4Q/01	1Q/02	2Q/02
Successful siren-tests	235	238	237	236	231	239	241	241
Total sirens-tests	243	243	243	243	243	243	243	243
Indicator value	96.4%	96.7%	96.9%	97.3%	96.9%	97.0%	97.4%	97.9%

Licensee Comments: none

Occupational Exposure Control Effectiveness



Thresholds: White > 2.0 Yellow > 5.0

Notes

Occupational Exposure Control Effectiveness	3Q/00	4Q/00	1Q/01	2Q/01	3Q/01	4Q/01	1Q/02	2Q/02
High radiation area occurrences	0	0	0	0	0	0	0	0
Very high radiation area occurrences	0	0	0	0	0	0	0	0
Unintended exposure occurrences	0	0	0	0	0	0	0	0
Indicator value	0	0	0	0	0	0	0	0

Licensee Comments: none

RETS/ODCM Radiological Effluent



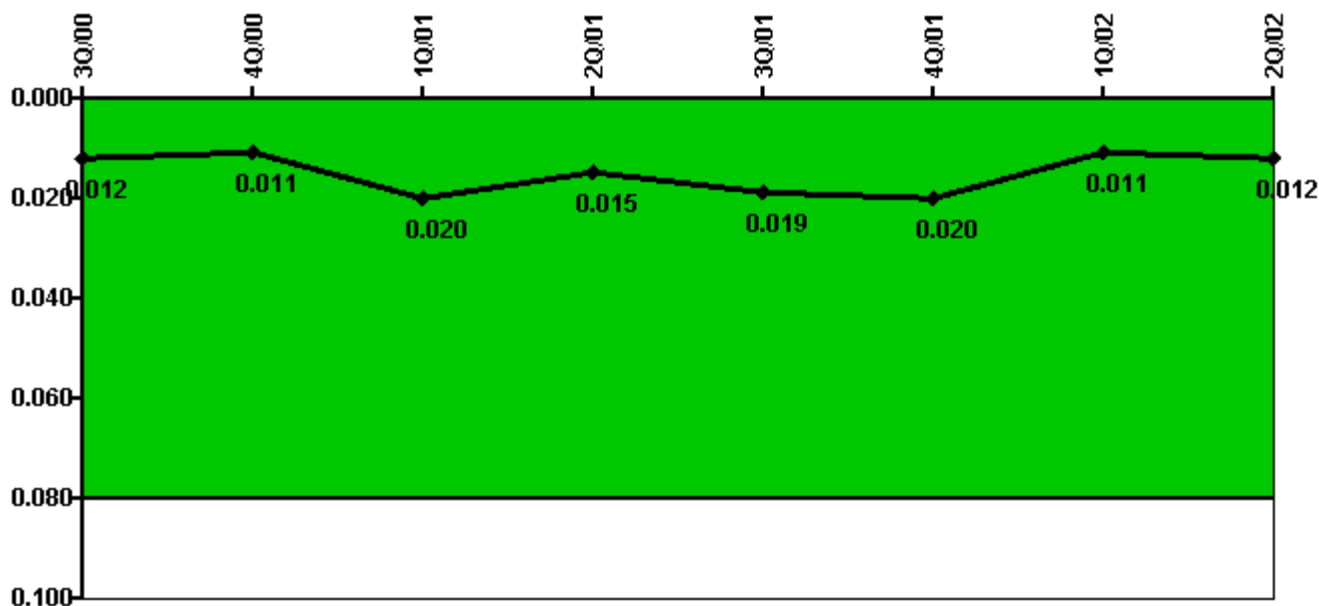
Thresholds: White > 1.0 Yellow > 3.0

Notes

RETS/ODCM Radiological Effluent	3Q/00	4Q/00	1Q/01	2Q/01	3Q/01	4Q/01	1Q/02	2Q/02
RETS/ODCM occurrences	0	0	0	0	0	0	0	0
Indicator value	0	0	0	0	0	0	0	0

Licensee Comments: none

Protected Area Security Performance Index



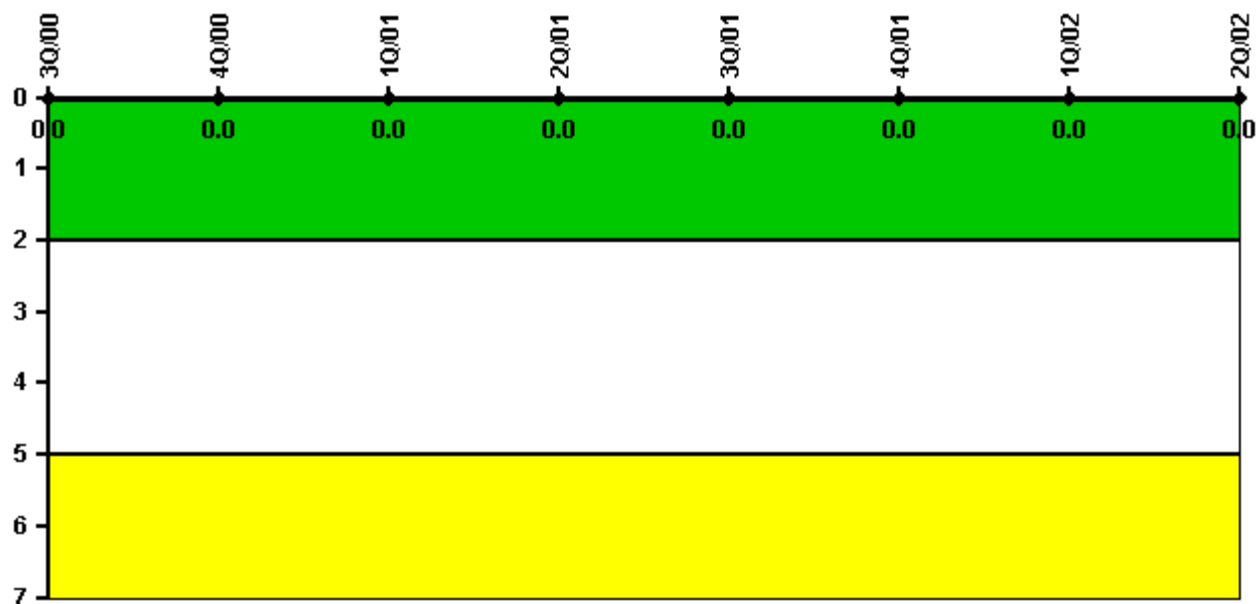
Thresholds: White > 0.080

Notes

Protected Area Security Performance Index	3Q/00	4Q/00	1Q/01	2Q/01	3Q/01	4Q/01	1Q/02	2Q/02
IDS compensatory hours	55.21	29.17	166.32	4.60	131.58	39.99	23.54	23.14
CCTV compensatory hours	0	0	0	0	0	0	0	0
IDS normalization factor	1.00	1.00	1.00	1.00	1.00	1.00	1.00	1.00
CCTV normalization factor	1.0	1.0	1.0	1.0	1.0	1.0	1.0	1.0
Index Value	0.012	0.011	0.020	0.015	0.019	0.020	0.011	0.012

Licensee Comments: none

Personnel Screening Program



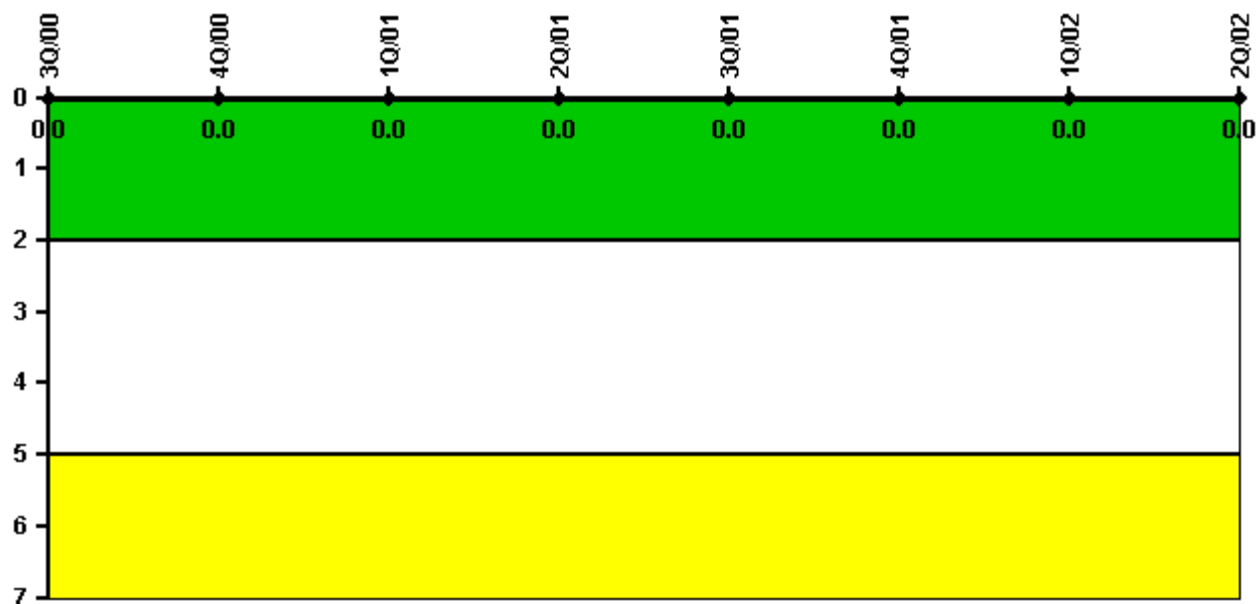
Thresholds: White > 2.0 Yellow > 5.0

Notes

Personnel Screening Program	3Q/00	4Q/00	1Q/01	2Q/01	3Q/01	4Q/01	1Q/02	2Q/02
Program failures	0	0	0	0	0	0	0	0
Indicator value	0	0	0	0	0	0	0	0

Licensee Comments: none

FFD/Personnel Reliability



Thresholds: White > 2.0 Yellow > 5.0

Notes

FFD/Personnel Reliability	3Q/00	4Q/00	1Q/01	2Q/01	3Q/01	4Q/01	1Q/02	2Q/02
Program Failures	0	0	0	0	0	0	0	0
Indicator value	0	0	0	0	0	0	0	0

Licensee Comments: none

▲ [PI Summary](#) | [Inspection Findings Summary](#) | [Reactor Oversight Process](#)

Last Modified: July 31, 2002