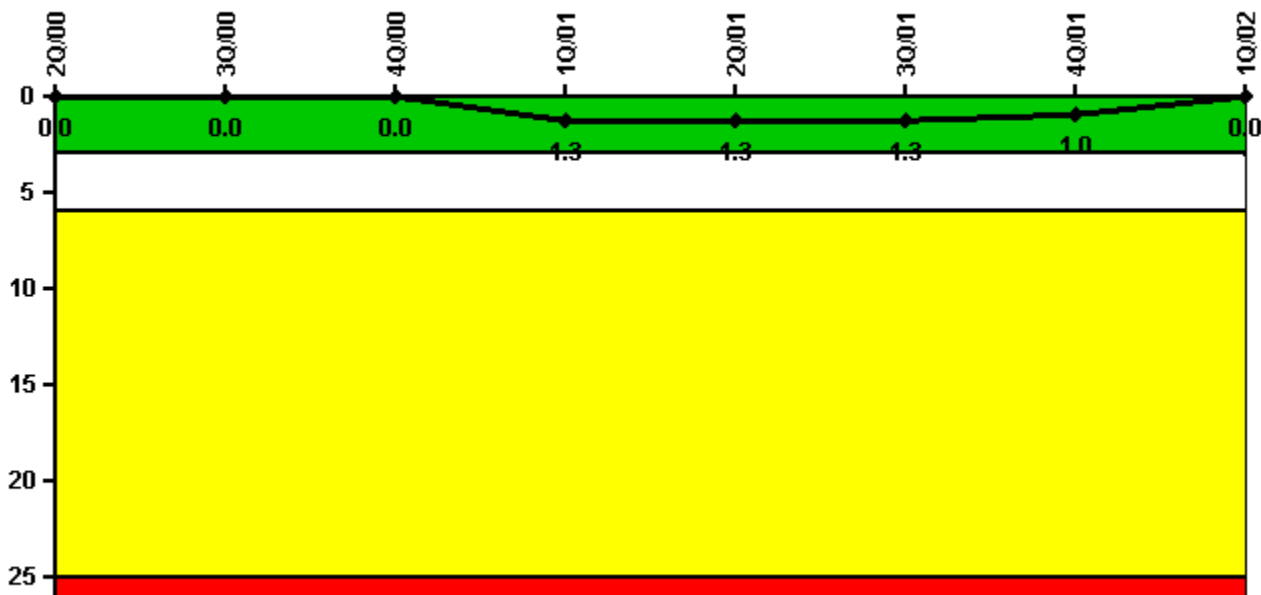


# Summer

## 1Q/2002 Performance Indicators

Licensee's General Comments: none

### Unplanned Scrams per 7000 Critical Hrs



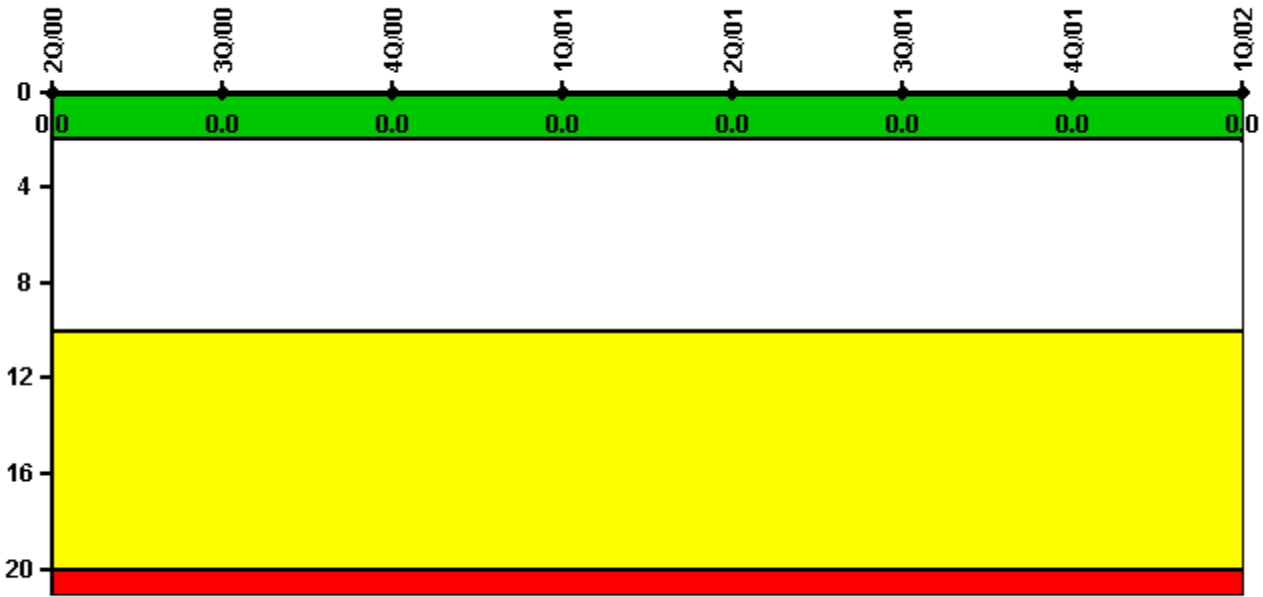
Thresholds: White > 3.0 Yellow > 6.0 Red > 25.0

### Notes

Unplanned Scrams per 7000 Critical Hrs	2Q/00	3Q/00	4Q/00	1Q/01	2Q/01	3Q/01	4Q/01	1Q/02
Unplanned scrams	0	0	0	1.0	0	0	0	0
Critical hours	2183.0	2208.0	149.9	737.9	2183.0	2208.0	2209.0	2160.0
Indicator value	0	0	0	1.3	1.3	1.3	1.0	0

Licensee Comments: none

### Scrams with Loss of Normal Heat Removal



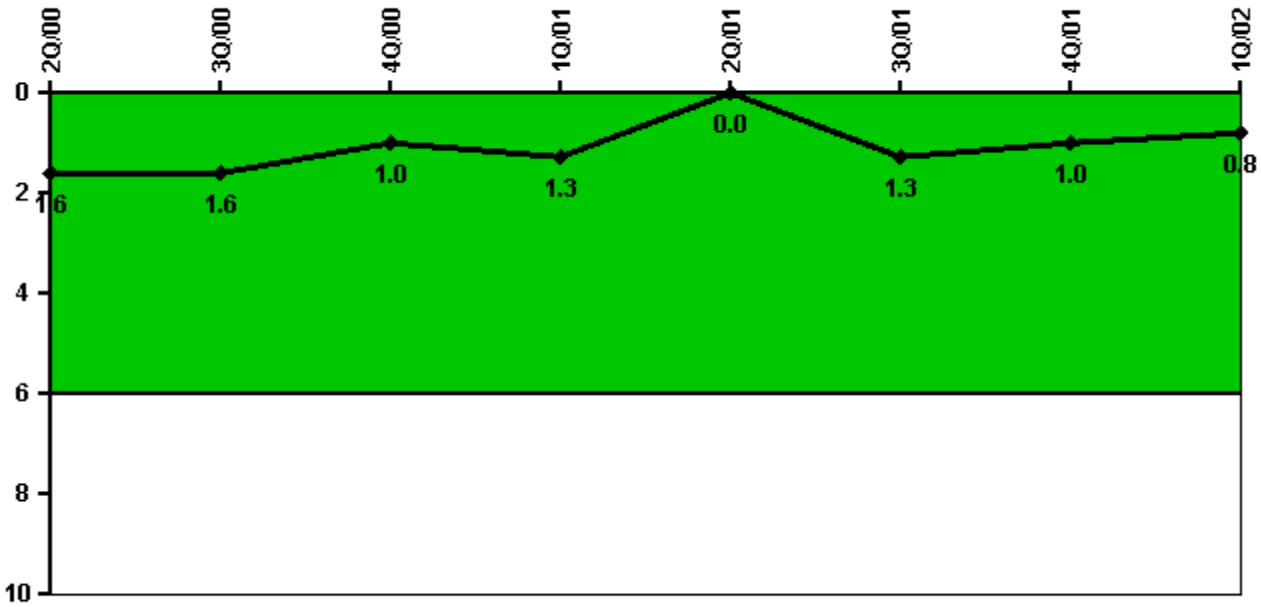
Thresholds: White > 2.0 Yellow > 10.0 Red > 20.0

#### Notes

Scrams with Loss of Normal Heat Removal	2Q/00	3Q/00	4Q/00	1Q/01	2Q/01	3Q/01	4Q/01	1Q/02
Scrams	0	0	0	0	0	0	0	0
Indicator value	0	0	0	0	0	0	0	0

Licensee Comments: none

### Unplanned Power Changes per 7000 Critical Hrs



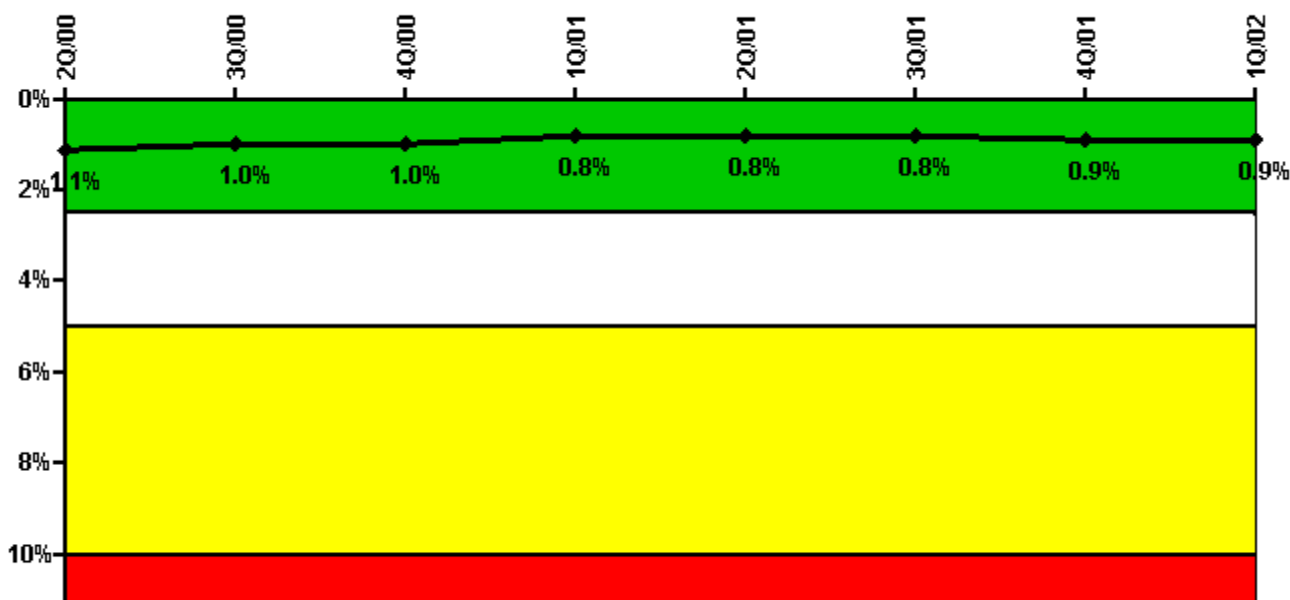
Thresholds: White > 6.0

#### Notes

Unplanned Power Changes per 7000 Critical Hrs	2Q/00	3Q/00	4Q/00	1Q/01	2Q/01	3Q/01	4Q/01	1Q/02
Unplanned power changes	1.0	0	0	0	0	1.0	0	0
Critical hours	2183.0	2208.0	149.9	737.9	2183.0	2208.0	2209.0	2160.0
Indicator value	1.6	1.6	1.0	1.3	0	1.3	1.0	0.8

Licensee Comments: none

### Safety System Unavailability, Emergency AC Power



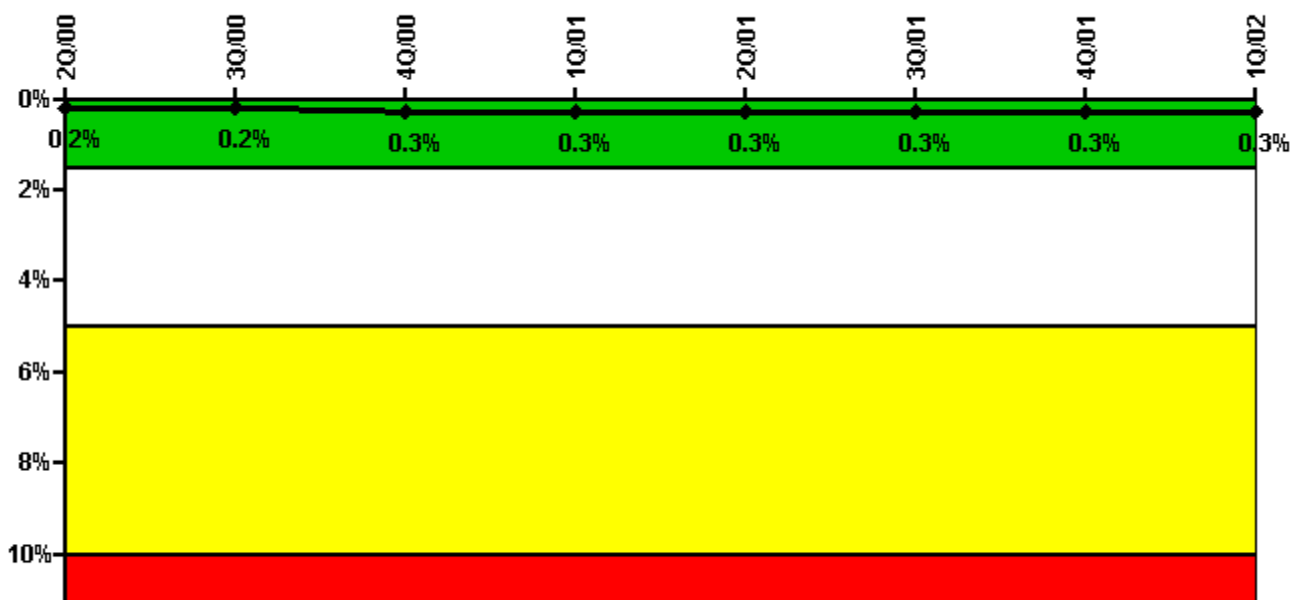
Thresholds: White > 2.5% Yellow > 5.0% Red > 10.0%

#### Notes

Safety System Unavailability, Emergency AC Power	2Q/00	3Q/00	4Q/00	1Q/01	2Q/01	3Q/01	4Q/01	1Q/02
<b>Train 1</b>								
Planned unavailable hours	11.50	11.70	0	8.20	20.90	18.50	17.50	12.60
Unplanned unavailable hours	0	0	0	0	0	0	5.10	0
Fault exposure hours	0	0	0	0	0	0	0	0
Effective Reset hours	0	0	0	0	0	0	0	0
Required hours	2183.00	2208.00	172.70	1168.40	2183.00	2208.00	2209.00	2160.00
<b>Train 2</b>								
Planned unavailable hours	25.90	16.00	0	18.70	15.40	17.50	66.10	12.90
Unplanned unavailable hours	12.30	0	0	0	0	0	0	0
Fault exposure hours	0	0	0	0	0	0	0	0
Effective Reset hours	0	0	0	0	0	0	0	0
Required hours	2183.00	2208.00	406.20	894.80	2183.00	2208.00	2209.00	2160.00
Indicator value	1.1%	1.0%	1.0%	0.8%	0.8%	0.8%	0.9%	0.9%

Licensee Comments: none

### Safety System Unavailability, High Pressure Injection System (HPSI)



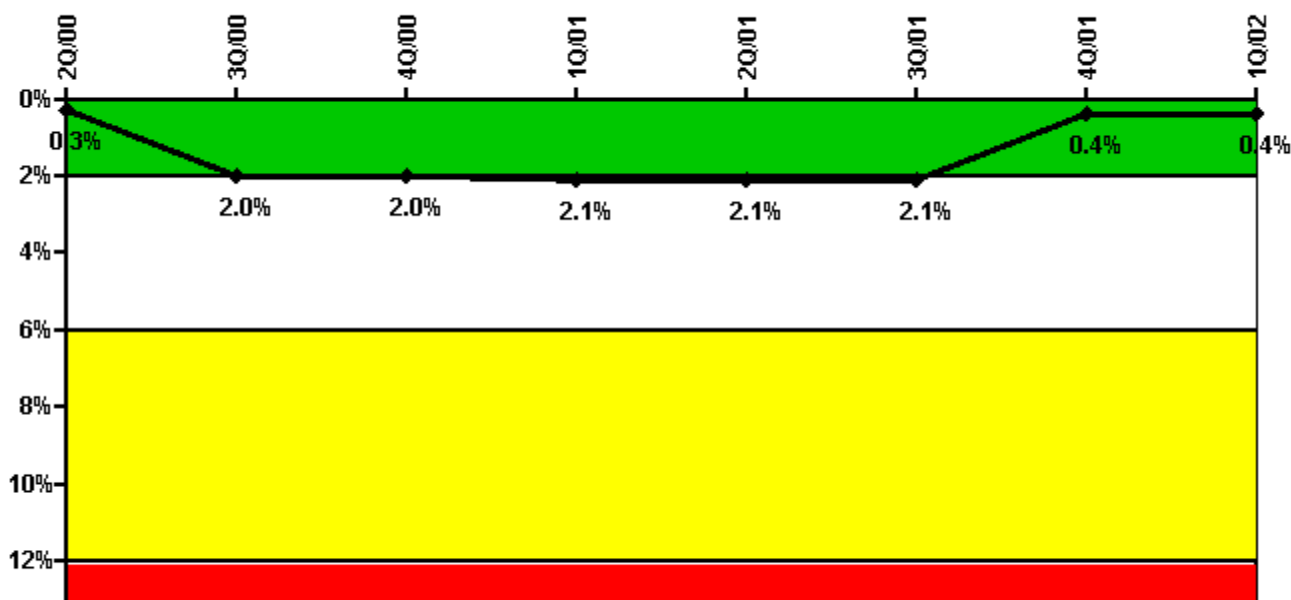
Thresholds: White > 1.5% Yellow > 5.0% Red > 10.0%

#### Notes

Safety System Unavailability, High Pressure Injection System (HPSI)	2Q/00	3Q/00	4Q/00	1Q/01	2Q/01	3Q/01	4Q/01	1Q/02
<b>Train 1</b>								
Planned unavailable hours	3.25	3.50	0	0	0.25	0.25	0.50	0.50
Unplanned unavailable hours	0	0	0	0	0	0	0	0
Fault exposure hours	0	0	0	0	0	0	0	0
Effective Reset hours	0	0	0	0	0	0	0	0
Required hours	2183.00	2208.00	149.90	737.90	2140.50	2208.00	2209.00	2160.00
<b>Train 2</b>								
Planned unavailable hours	3.25	3.25	0	0	0.25	0.50	0.25	0.50
Unplanned unavailable hours	21.30	0	0	0	0	0	0	0
Fault exposure hours	0	0	0	0	0	0	0	0
Effective Reset hours	0	0	0	0	0	0	0	0
Required hours	2183.00	2208.00	149.90	737.90	2140.50	2208.00	2209.00	2160.00
Indicator value	0.2%	0.2%	0.3%	0.3%	0.3%	0.3%	0.3%	0.3%

Licensee Comments: none

### Safety System Unavailability, Heat Removal System (AFW)



Thresholds: White > 2.0% Yellow > 6.0% Red > 12.0%

#### Notes

Safety System Unavailability, Heat Removal System (AFW)	2Q/00	3Q/00	4Q/00	1Q/01	2Q/01	3Q/01	4Q/01	1Q/02
<b>Train 1</b>								
Planned unavailable hours	2.00	30.80	0	0	8.20	20.30	23.30	9.50
Unplanned unavailable hours	0	0	0	0	0	0	0	0
Fault exposure hours	0	0	0	0	0	0	0	0
Effective Reset hours	0	0	0	0	0	0	0	0
Required hours	2183.00	2208.00	149.90	737.90	2183.00	2208.00	2209.00	2160.00
<b>Train 2</b>								
Planned unavailable hours	15.80	6.00	0	0	7.80	18.50	0	0
Unplanned unavailable hours	0	0	0	0	0	0	0	0
Fault exposure hours	0	0	0	0	0	0	0	0
Effective Reset hours	0	0	0	0	0	0	0	0
Required hours	2183.00	2208.00	149.90	737.90	2183.00	2208.00	2209.00	2160.00
<b>Train 3</b>								
Planned unavailable hours	7.50	0	0	0	9.10	0	16.30	11.20
Unplanned unavailable hours	0	0	0	0	0	0	0	0
Fault exposure hours	0	1157.00	0	0	0	0	0	0
Effective Reset hours	0	0	0	0	0	0	1157.00	0
Required hours	2183.00	2208.00	149.90	737.90	2183.00	2208.00	2209.00	2160.00
<b>Indicator value</b>	<b>0.3%</b>	<b>2.0%</b>	<b>2.0%</b>	<b>2.1%</b>	<b>2.1%</b>	<b>2.1%</b>	<b>0.4%</b>	<b>0.4%</b>

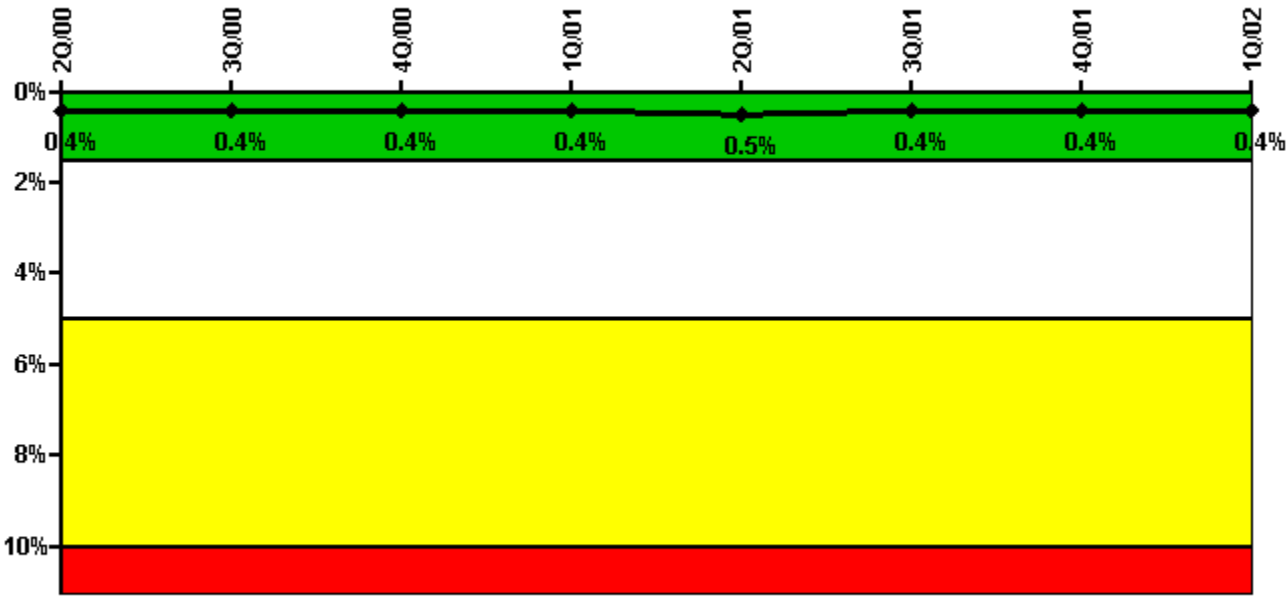
Licensee Comments: none

Effective Reset Comments:

4Q/01: Fault exposure hours for Train 3 are being reset to zero. All the criteria has been met to reset the hours to zero.

4Q/01: Fault exposure hours for Train 3 are being reset to zero. All the criteria has been met to reset the hours to zero.

### Safety System Unavailability, Residual Heat Removal System



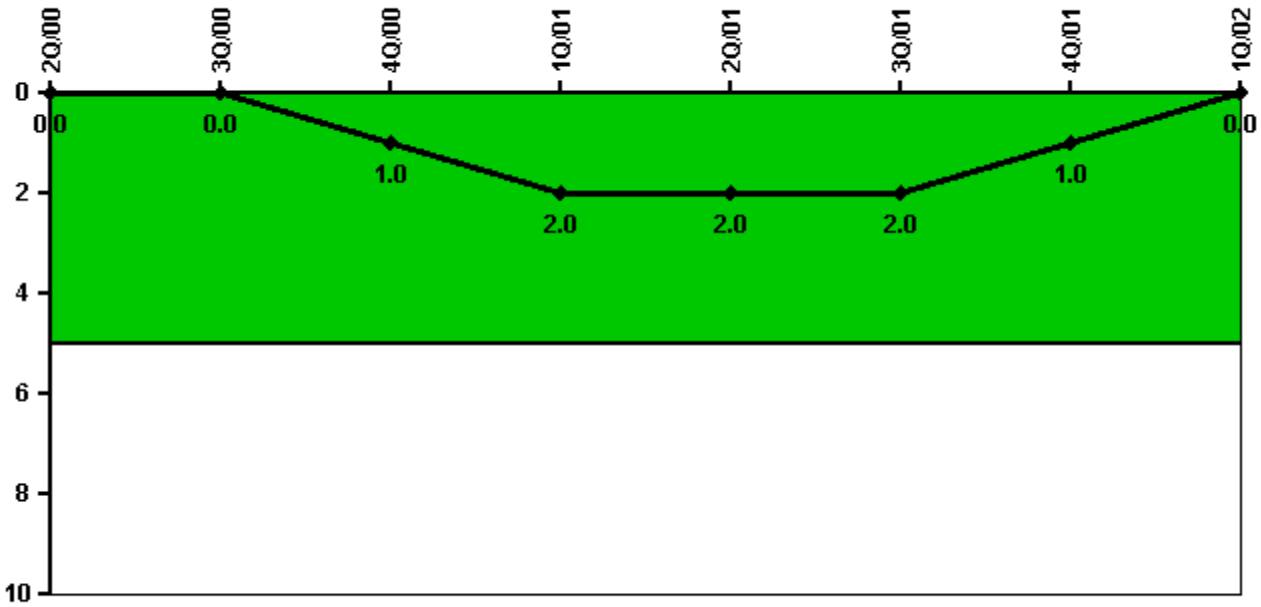
Thresholds: White > 1.5% Yellow > 5.0% Red > 10.0%

#### Notes

Safety System Unavailability, Residual Heat Removal System	2Q/00	3Q/00	4Q/00	1Q/01	2Q/01	3Q/01	4Q/01	1Q/02
<b>Train 1</b>								
Planned unavailable hours	0.25	9.30	0	0	13.50	12.50	8.10	15.70
Unplanned unavailable hours	0	0	0	0	0	0	0	0
Fault exposure hours	0	0	0	0	0	0	0	0
Effective Reset hours	0	0	0	0	0	0	0	0
Required hours	2183.00	2208.00	356.30	1168.40	2183.00	2208.00	2209.00	2160.00
<b>Train 2</b>								
Planned unavailable hours	0.25	12.00	0	0.25	14.70	0	10.00	11.40
Unplanned unavailable hours	0	0	0	0	0	0	0	0
Fault exposure hours	0	0	0	0	0	0	0	0
Effective Reset hours	0	0	0	0	0	0	0	0
Required hours	2183.00	2208.00	406.20	1168.40	2183.00	2208.00	2209.00	2160.00
Indicator value	0.4%	0.4%	0.4%	0.4%	0.5%	0.4%	0.4%	0.4%

Licensee Comments: none

### Safety System Functional Failures (PWR)



Thresholds: White > 5.0


#### Notes

Safety System Functional Failures (PWR)	2Q/00	3Q/00	4Q/00	1Q/01	2Q/01	3Q/01	4Q/01	1Q/02
Safety System Functional Failures	0	0	1	1	0	0	0	0
Indicator value	0	0	1	2	2	2	1	0

Licensee Comments: none



### Reactor Coolant System Activity



Thresholds: White > 50.0 Yellow > 100.0

#### Notes


Reactor Coolant System Activity	4/00	5/00	6/00	7/00	8/00	9/00	10/00	11/00	12/00	1/01	2/01	3/01
Maximum activity	0.000504	0.000440	0.000453	0.000538	0.000467	0.000444	0.000411	N/A	N/A	N/A	N/A	0.000245
Technical specification limit	0.4	0.4	0.4	0.4	0.4	0.4	0.4	0.4	0.4	0.4	0.4	0.4
Indicator value	0.1	0.1	0.1	0.1	0.1	0.1	0.1	N/A	N/A	N/A	N/A	0.1

Reactor Coolant System Activity	4/01	5/01	6/01	7/01	8/01	9/01	10/01	11/01	12/01	1/02	2/02	3/02
Maximum activity	0.000281	0.000276	0.000275	0.000290	0.000362	0.000314	0.000340	0.000341	0.000360	0.000363	0.000680	0.000384
Technical specification limit	0.4	0.4	0.4	0.4	0.4	0.4	0.4	0.4	0.4	0.4	0.4	0.4
Indicator value	0.1	0.1	0.1	0.1	0.1	0.1	0.1	0.1	0.1	0.1	0.2	0.1

Licensee Comments: none

### Reactor Coolant System Leakage



Thresholds: White > 50.0 Yellow > 100.0

#### Notes

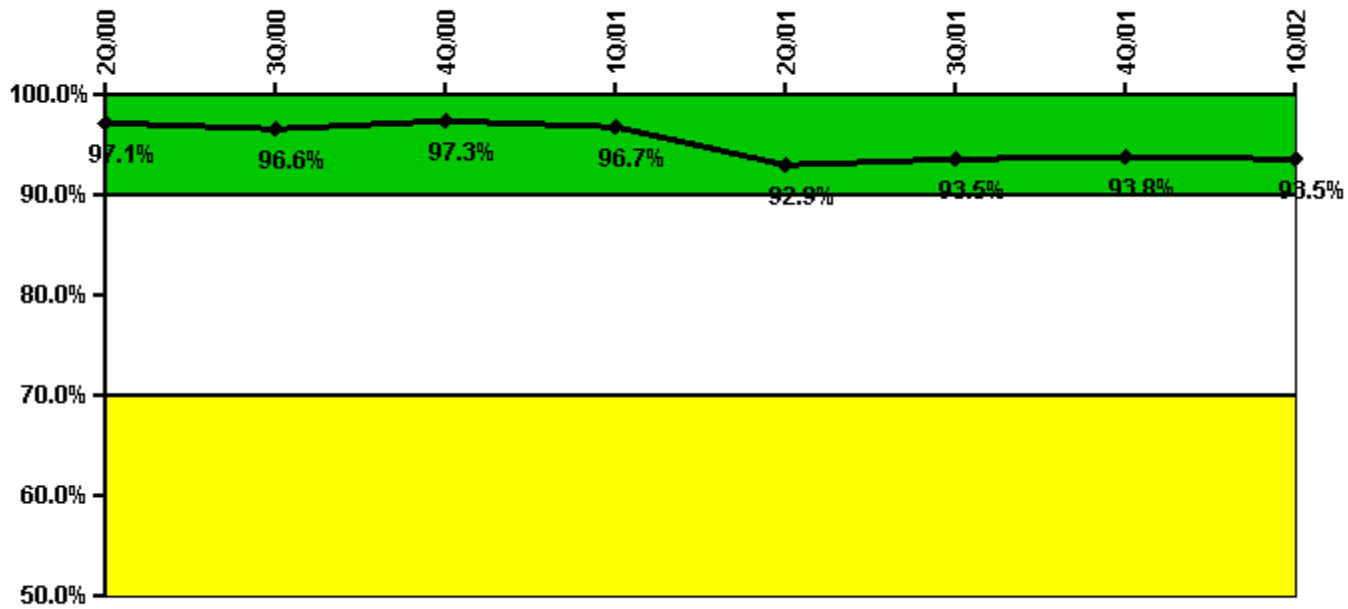
Reactor Coolant System Leakage	4/00	5/00	6/00	7/00	8/00	9/00	10/00	11/00	12/00	1/01	2/01	3/01
Maximum leakage	0.460	0.300	0.280	0.310	0.290	0.320	0.310	N/A	N/A	N/A	0.840	0.460
Technical specification limit	10.0	10.0	10.0	10.0	10.0	10.0	10.0	10.0	10.0	10.0	10.0	10.0
Indicator value	4.6	3.0	2.8	3.1	2.9	3.2	3.1	N/A	N/A	N/A	8.4	4.6

Reactor Coolant System Leakage	4/01	5/01	6/01	7/01	8/01	9/01	10/01	11/01	12/01	1/02	2/02	3/02
Maximum leakage	0.470	0.380	0.560	0.440	0.370	0.380	0.390	0.380	0.450	0.370	0.360	0.370
Technical specification limit	10.0	10.0	10.0	10.0	10.0	10.0	10.0	10.0	10.0	10.0	10.0	10.0
Indicator value	4.7	3.8	5.6	4.4	3.7	3.8	3.9	3.8	4.5	3.7	3.6	3.7

Licensee Comments: none

### Drill/Exercise Performance



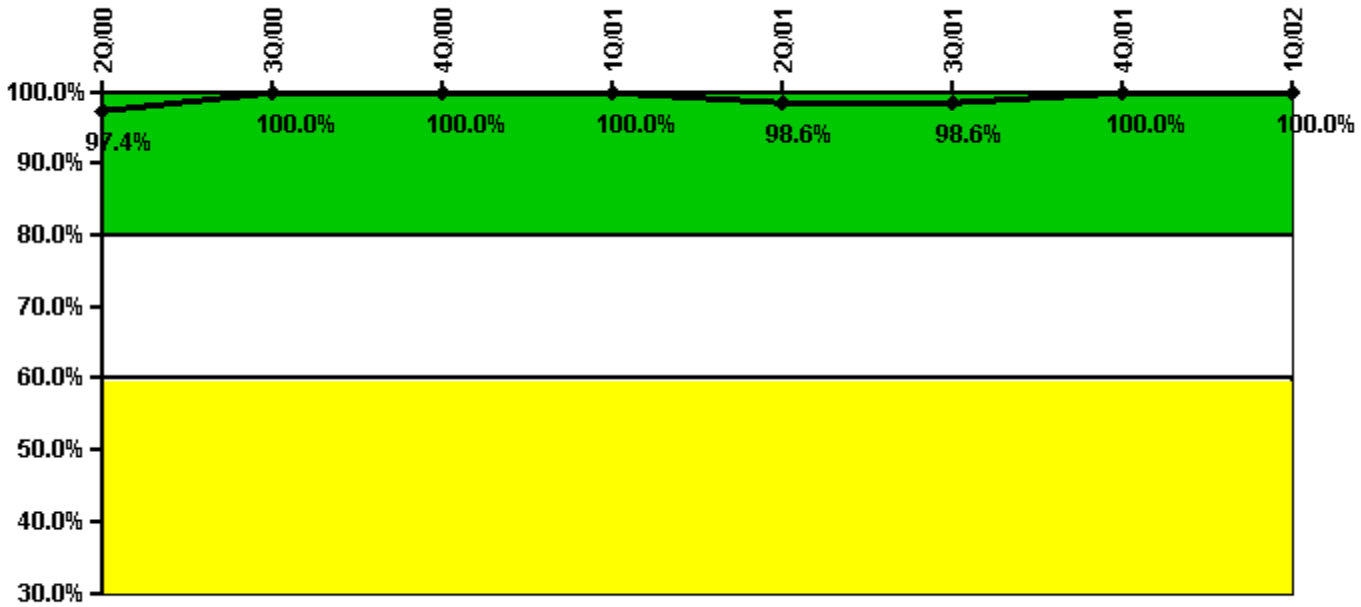
Thresholds: White < 90.0% Yellow < 70.0%

#### Notes

Drill/Exercise Performance	2Q/00	3Q/00	4Q/00	1Q/01	2Q/01	3Q/01	4Q/01	1Q/02
Successful opportunities	16.0	13.0	0	10.0	32.0	28.0	29.0	29.0
Total opportunities	18.0	14.0	0	11.0	39.0	28.0	29.0	29.0
Indicator value	97.1%	96.6%	97.3%	96.7%	92.9%	93.5%	93.8%	93.5%

Licensee Comments: none

### ERO Drill Participation



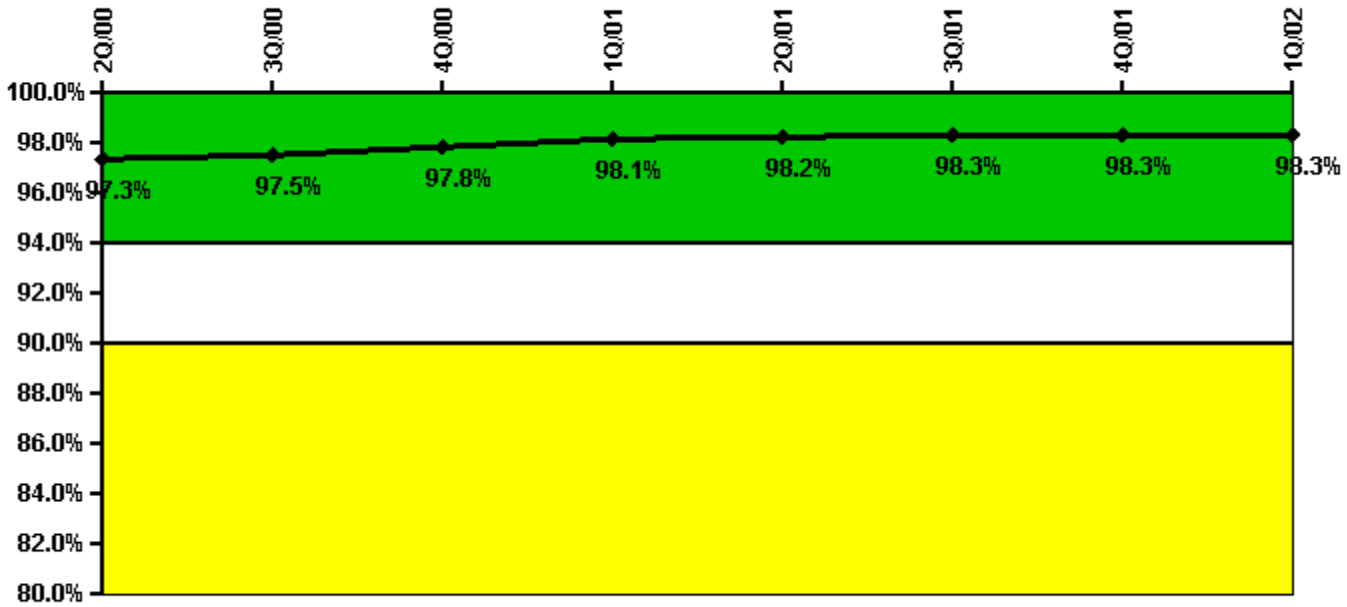
Thresholds: White < 80.0% Yellow < 60.0%

#### Notes

ERO Drill Participation	2Q/00	3Q/00	4Q/00	1Q/01	2Q/01	3Q/01	4Q/01	1Q/02
Participating Key personnel	74.0	77.0	74.0	70.0	70.0	69.0	72.0	74.0
Total Key personnel	76.0	77.0	74.0	70.0	71.0	70.0	72.0	74.0
Indicator value	97.4%	100.0%	100.0%	100.0%	98.6%	98.6%	100.0%	100.0%

Licensee Comments: none

### Alert & Notification System



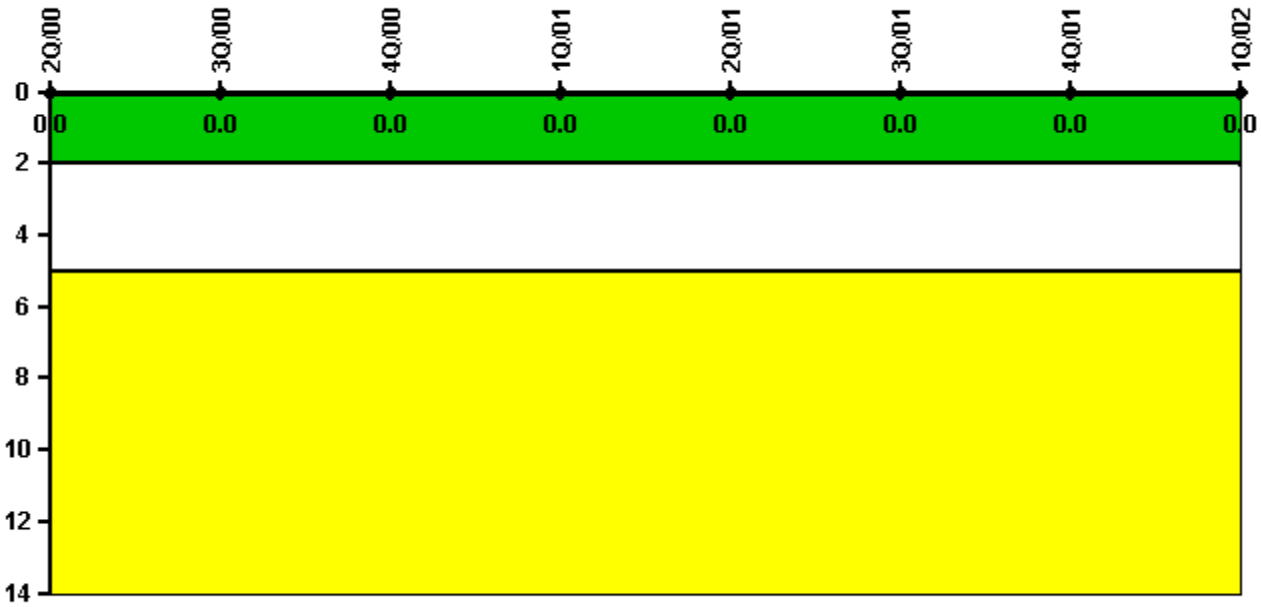
Thresholds: White < 94.0% Yellow < 90.0%

#### Notes

Alert & Notification System	2Q/00	3Q/00	4Q/00	1Q/01	2Q/01	3Q/01	4Q/01	1Q/02
Successful siren-tests	1656	1749	1571	1681	1660	1652	1781	1572
Total sirens-tests	1696	1802	1590	1696	1696	1694	1802	1590
Indicator value	97.3%	97.5%	97.8%	98.1%	98.2%	98.3%	98.3%	98.3%

Licensee Comments: none

### Occupational Exposure Control Effectiveness



Thresholds: White > 2.0 Yellow > 5.0

#### Notes

Occupational Exposure Control Effectiveness	2Q/00	3Q/00	4Q/00	1Q/01	2Q/01	3Q/01	4Q/01	1Q/02
High radiation area occurrences	0	0	0	0	0	0	0	0
Very high radiation area occurrences	0	0	0	0	0	0	0	0
Unintended exposure occurrences	0	0	0	0	0	0	0	0
Indicator value	0	0	0	0	0	0	0	0

Licensee Comments: none

### RETS/ODCM Radiological Effluent



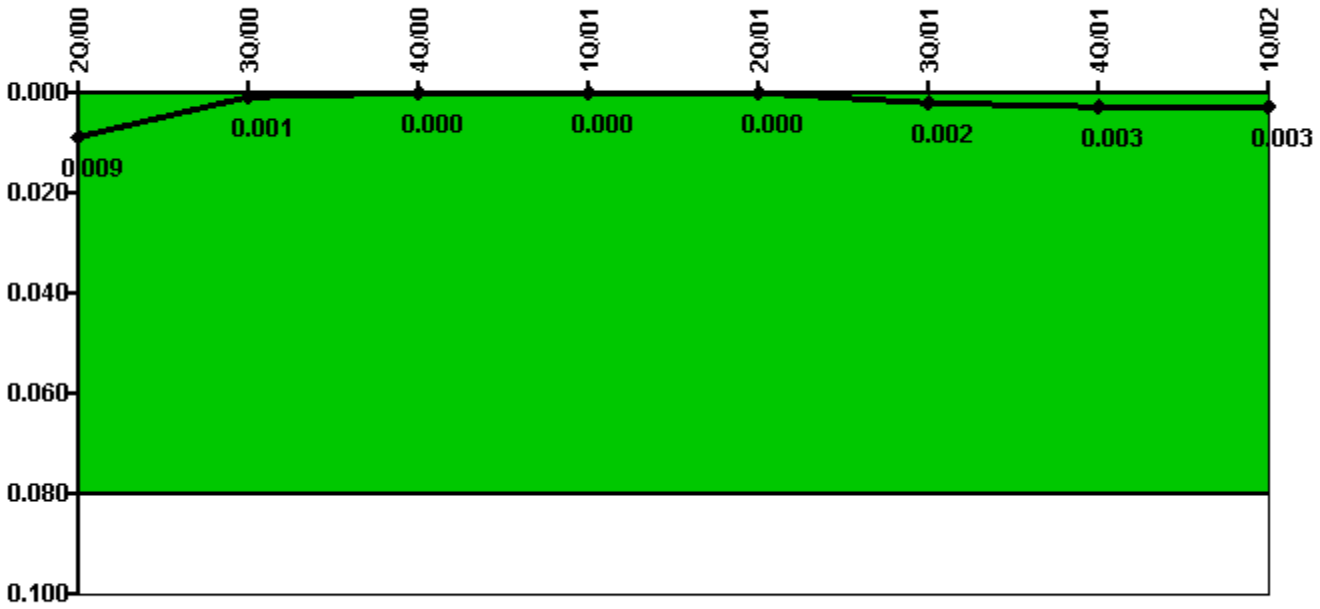
Thresholds: White > 1.0 Yellow > 3.0

#### Notes

RETS/ODCM Radiological Effluent	2Q/00	3Q/00	4Q/00	1Q/01	2Q/01	3Q/01	4Q/01	1Q/02
RETS/ODCM occurrences	0	0	0	0	0	0	0	0
Indicator value	0	0	0	0	0	0	0	0

Licensee Comments: none

### Protected Area Security Performance Index



Thresholds: White > 0.080

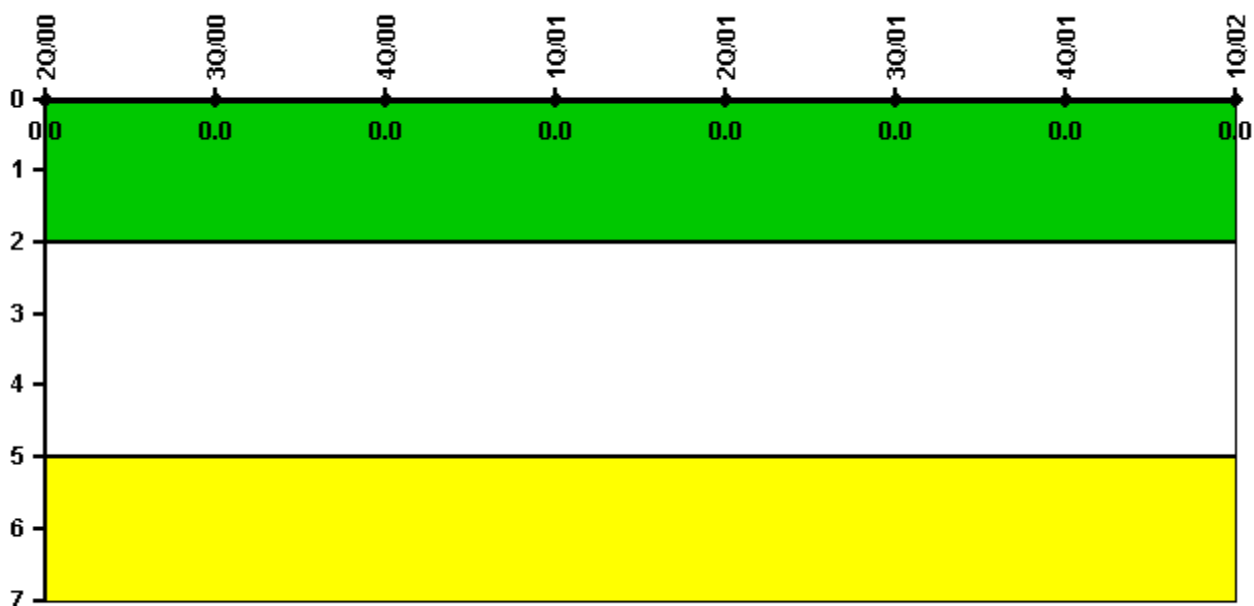
#### Notes

Protected Area Security Performance Index	2Q/00	3Q/00	4Q/00	1Q/01	2Q/01	3Q/01	4Q/01	1Q/02
IDS compensatory hours	0	0	0	0	1.60	36.10	25.40	1.00
CCTV compensatory hours	0	0	1.1	0.4	0	0	1.9	0
IDS normalization factor	1.15	1.15	1.15	1.15	1.15	1.15	1.15	1.15
CCTV normalization factor	1.0	1.0	1.0	1.0	1.0	1.0	1.0	1.0
<b>Index Value</b>	<b>0.009</b>	<b>0.001</b>	<b>0</b>	<b>0</b>	<b>0</b>	<b>0.002</b>	<b>0.003</b>	<b>0.003</b>

Licensee Comments: none



### Personnel Screening Program



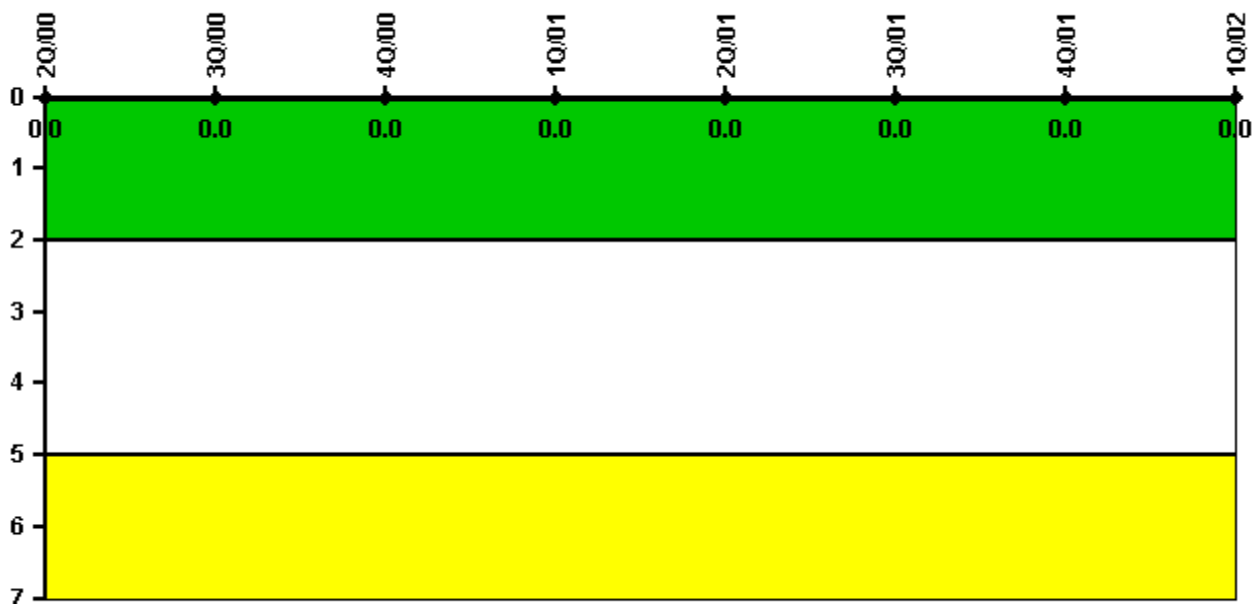
Thresholds: White > 2.0 Yellow > 5.0

#### Notes

Personnel Screening Program	2Q/00	3Q/00	4Q/00	1Q/01	2Q/01	3Q/01	4Q/01	1Q/02
Program failures	0	0	0	0	0	0	0	0
Indicator value	0	0	0	0	0	0	0	0

Licensee Comments: none

### FFD/Personnel Reliability



Thresholds: White > 2.0 Yellow > 5.0

#### Notes

FFD/Personnel Reliability	2Q/00	3Q/00	4Q/00	1Q/01	2Q/01	3Q/01	4Q/01	1Q/02
Program Failures	0	0	0	0	0	0	0	0
Indicator value	0	0	0	0	0	0	0	0

Licensee Comments: none

▲ [PI Summary](#) | [Inspection Findings Summary](#) | [Reactor Oversight Process](#)

Last Modified: May 1, 2002