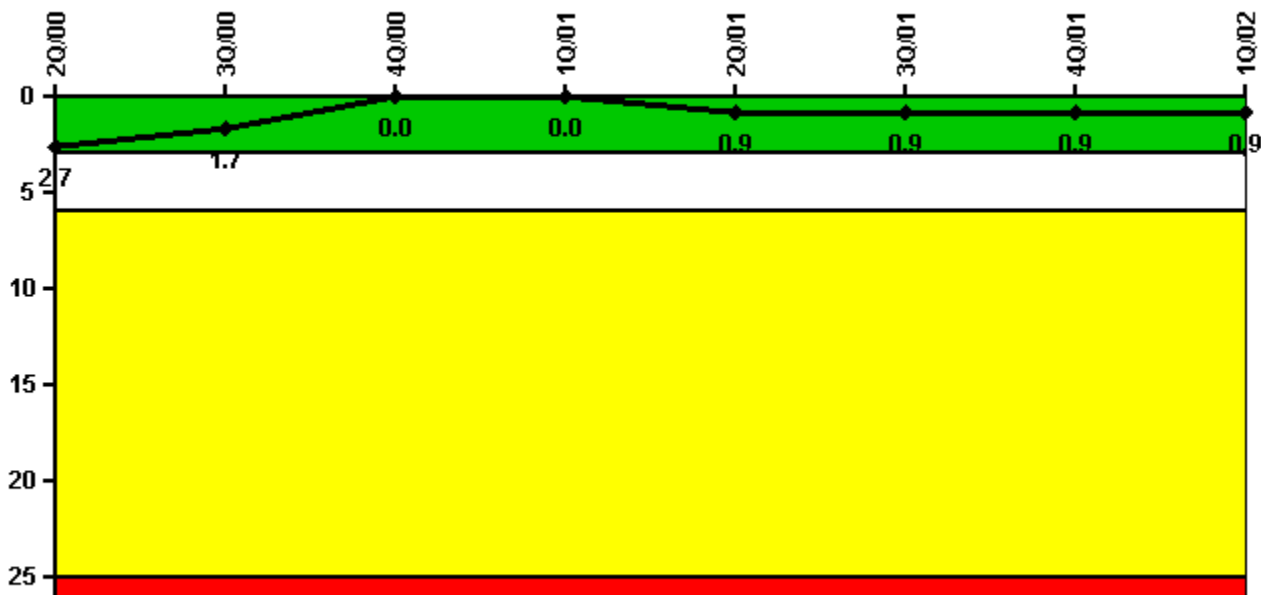


# Saint Lucie 1

## 1Q/2002 Performance Indicators

Licensee's General Comments: none

### Unplanned Scrams per 7000 Critical Hrs



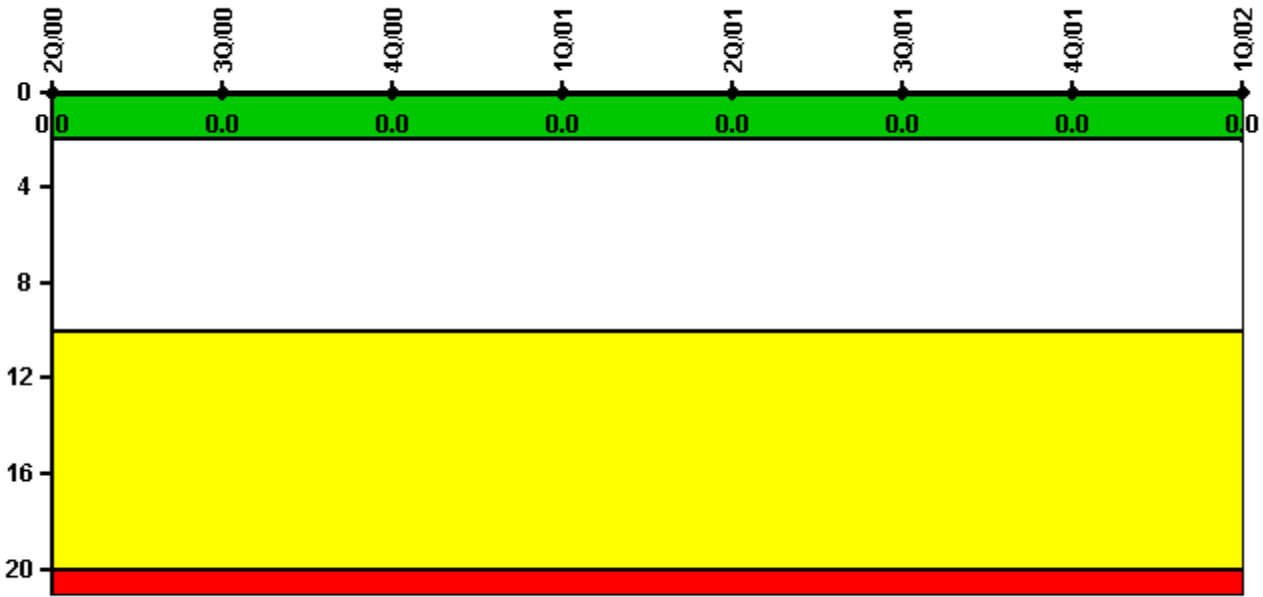
Thresholds: White > 3.0 Yellow > 6.0 Red > 25.0

### Notes

Unplanned Scrams per 7000 Critical Hrs	2Q/00	3Q/00	4Q/00	1Q/01	2Q/01	3Q/01	4Q/01	1Q/02
Unplanned scrams	0	0	0	0	1.0	0	0	0
Critical hours	2183.0	2208.0	2209.0	2160.0	1505.2	2208.0	2125.4	2160.0
Indicator value	2.7	1.7	0	0	0.9	0.9	0.9	0.9

Licensee Comments: none

### Scrams with Loss of Normal Heat Removal



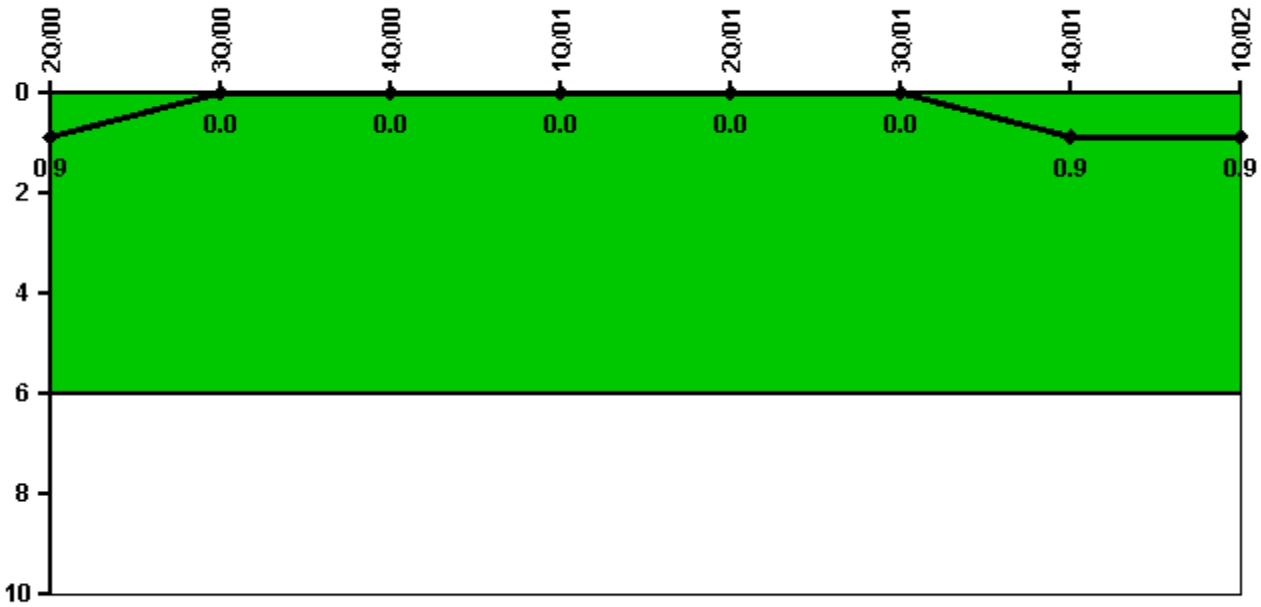
Thresholds: White > 2.0 Yellow > 10.0 Red > 20.0

#### Notes

Scrams with Loss of Normal Heat Removal	2Q/00	3Q/00	4Q/00	1Q/01	2Q/01	3Q/01	4Q/01	1Q/02
Scrams	0	0	0	0	0	0	0	0
Indicator value	0	0	0	0	0	0	0	0

Licensee Comments: none

### Unplanned Power Changes per 7000 Critical Hrs



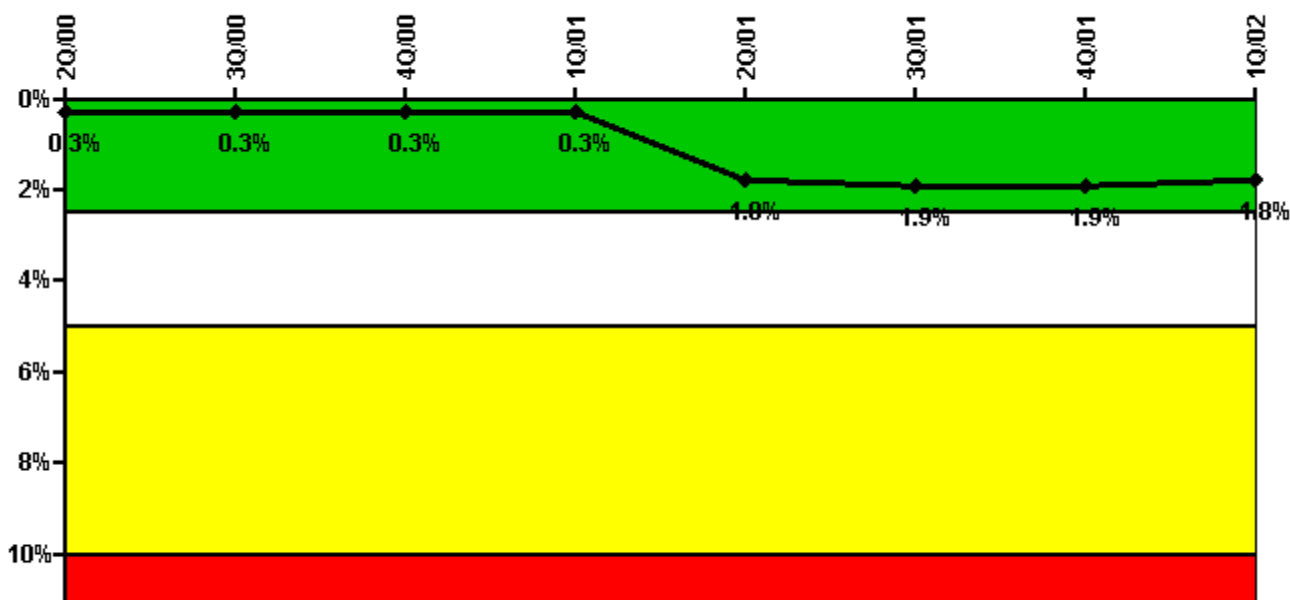
Thresholds: White > 6.0

#### Notes

Unplanned Power Changes per 7000 Critical Hrs	2Q/00	3Q/00	4Q/00	1Q/01	2Q/01	3Q/01	4Q/01	1Q/02
Unplanned power changes	0	0	0	0	0	0	1.0	0
Critical hours	2183.0	2208.0	2209.0	2160.0	1505.2	2208.0	2125.4	2160.0
Indicator value	0.9	0	0	0	0	0	0.9	0.9

Licensee Comments: none

### Safety System Unavailability, Emergency AC Power



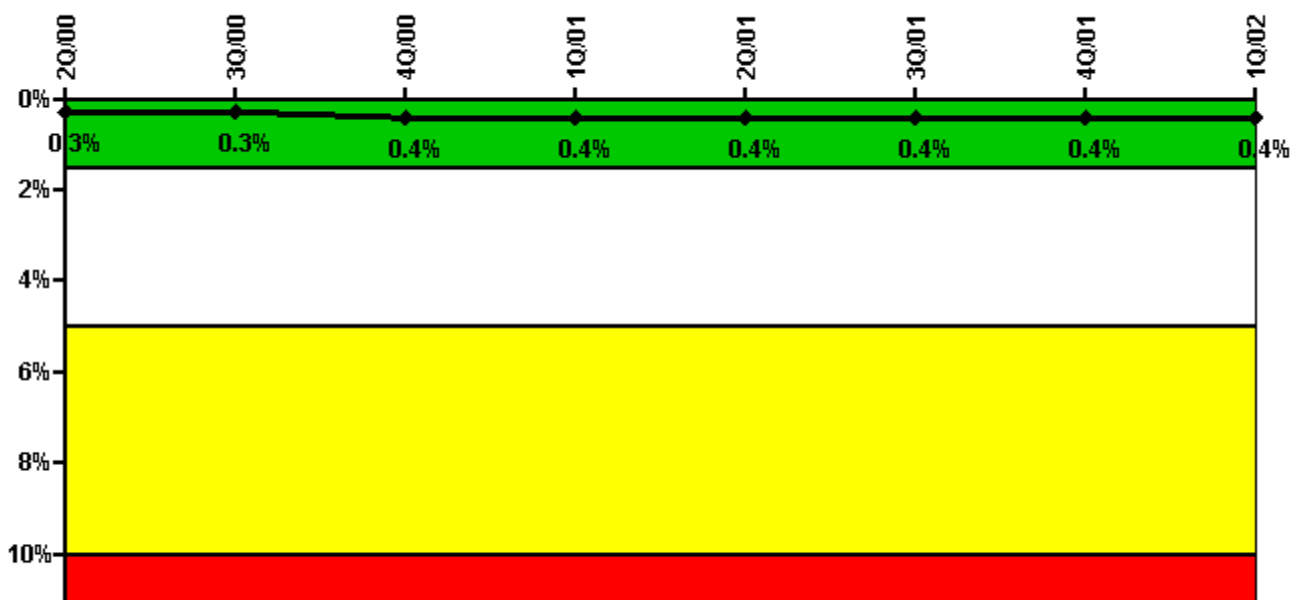
Thresholds: White > 2.5% Yellow > 5.0% Red > 10.0%

#### Notes

Safety System Unavailability, Emergency AC Power	2Q/00	3Q/00	4Q/00	1Q/01	2Q/01	3Q/01	4Q/01	1Q/02
<b>Train 1</b>								
Planned unavailable hours	4.20	6.90	2.90	8.10	3.00	51.70	4.80	5.20
Unplanned unavailable hours	9.70	0	0	0	0	0	0	0
Fault exposure hours	0	0	0	0	0	0	0	0
Effective Reset hours	0	0	0	0	0	0	0	0
Required hours	2183.00	2208.00	2209.00	2160.00	1945.60	2208.00	2208.00	2160.00
<b>Train 2</b>								
Planned unavailable hours	4.00	3.90	4.10	3.90	0	4.60	3.30	7.00
Unplanned unavailable hours	0	0	0	0	190.00	0	0	0
Fault exposure hours	0	0	0	0	555.00	0	0	0
Effective Reset hours	0	0	0	0	0	0	0	0
Required hours	2183.00	2208.00	2209.00	2160.00	1945.60	2208.00	2208.00	2160.00
Indicator value	0.3%	0.3%	0.3%	0.3%	1.8%	1.9%	1.9%	1.8%

Licensee Comments: none

### Safety System Unavailability, High Pressure Injection System (HPSI)



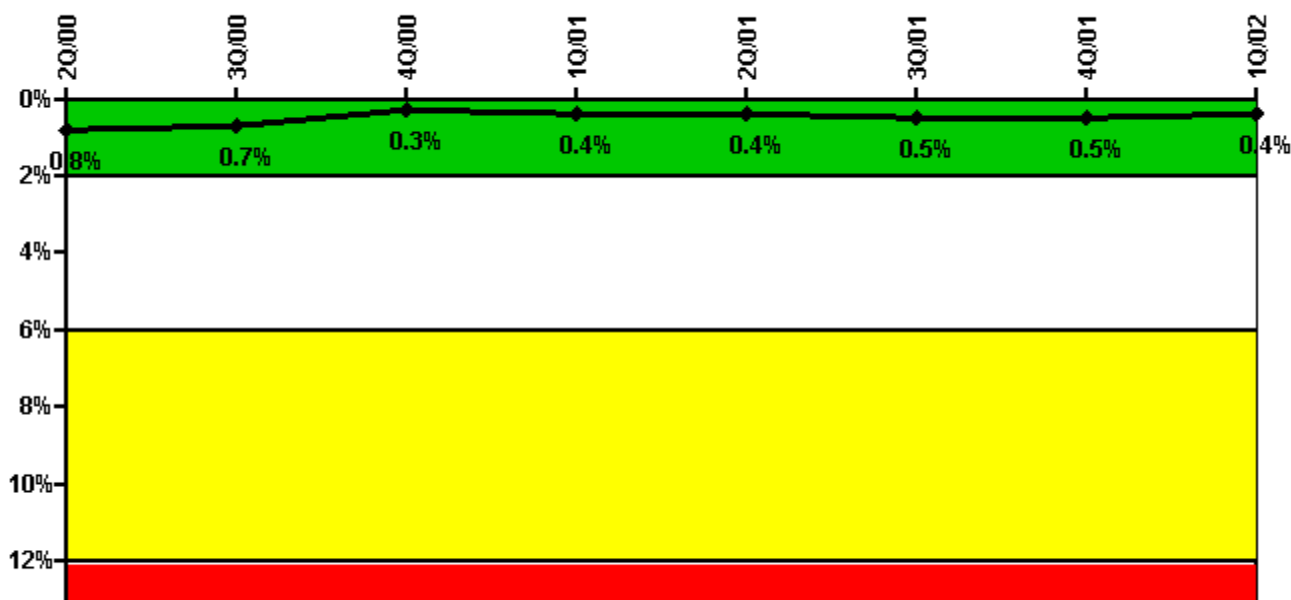
Thresholds: White > 1.5% Yellow > 5.0% Red > 10.0%

#### Notes

Safety System Unavailability, High Pressure Injection System (HPSI)	2Q/00	3Q/00	4Q/00	1Q/01	2Q/01	3Q/01	4Q/01	1Q/02
<b>Train 1</b>								
Planned unavailable hours	3.20	1.60	24.30	1.00	0.50	0.40	0.40	1.50
Unplanned unavailable hours	0	0	0	0	0	0	0	2.90
Fault exposure hours	0	0	0	0	0	0	0	0
Effective Reset hours	0	0	0	0	0	0	0	0
Required hours	2183.00	2208.00	2209.00	2160.00	1706.20	2208.00	2193.00	2160.00
<b>Train 2</b>								
Planned unavailable hours	0.70	0.40	35.80	6.60	0.80	12.60	1.00	1.20
Unplanned unavailable hours	0	0	0	0	0	0	0	0
Fault exposure hours	0	0	0	0	0	0	0	0
Effective Reset hours	0	0	0	0	0	0	0	0
Required hours	2183.00	2208.00	2209.00	2160.00	1706.20	2208.00	2193.00	2160.00
Indicator value	0.3%	0.3%	0.4%	0.4%	0.4%	0.4%	0.4%	0.4%

Licensee Comments: none

### Safety System Unavailability, Heat Removal System (AFW)



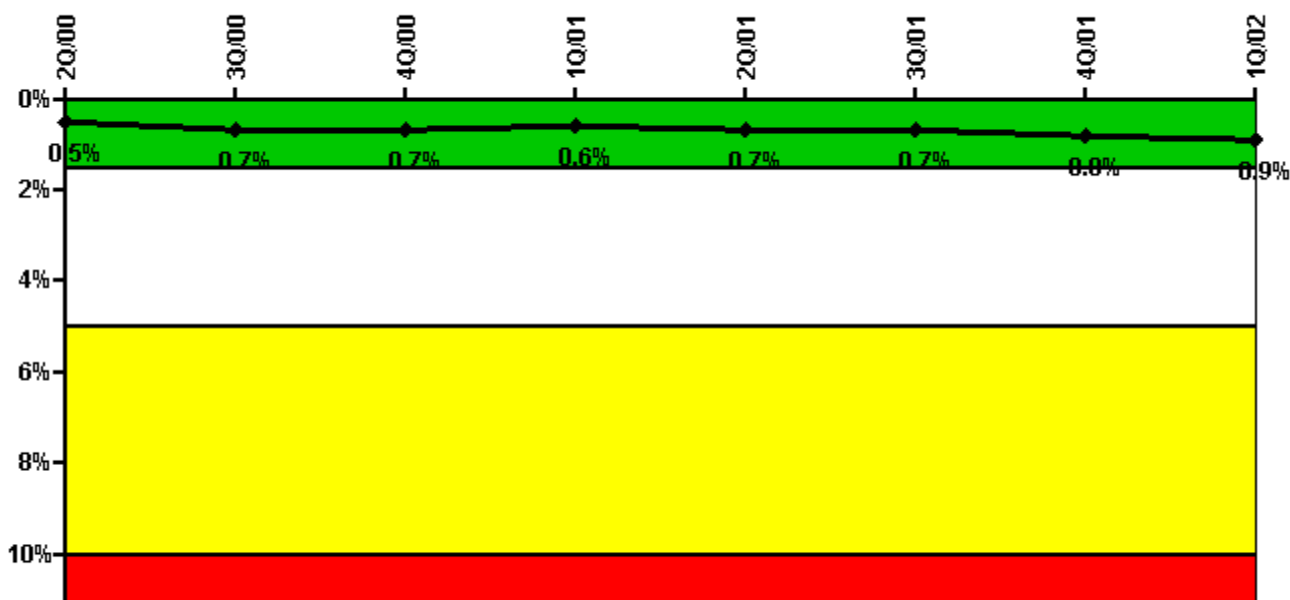
Thresholds: White > 2.0% Yellow > 6.0% Red > 12.0%

#### Notes

Safety System Unavailability, Heat Removal System (AFW)	2Q/00	3Q/00	4Q/00	1Q/01	2Q/01	3Q/01	4Q/01	1Q/02
<b>Train 1</b>								
Planned unavailable hours	0	0	2.90	2.30	1.40	4.50	4.20	4.90
Unplanned unavailable hours	0	0	0	0	0	0	0	0
Fault exposure hours	0	0	0	0	0	0	0	0
Effective Reset hours	0	0	0	0	0	0	0	0
Required hours	2183.00	2208.00	2209.00	2160.00	1606.00	2208.00	2166.00	2160.00
<b>Train 2</b>								
Planned unavailable hours	0	0	1.80	3.00	0.60	3.20	2.00	1.40
Unplanned unavailable hours	0	0	0	0	0	0	0	0
Fault exposure hours	0	0	0	0	0	0	0	0
Effective Reset hours	0	0	0	0	0	0	0	0
Required hours	2183.00	2208.00	2209.00	2160.00	1606.00	2208.00	2166.00	2160.00
<b>Train 3</b>								
Planned unavailable hours	0	1.37	16.20	32.60	0.80	8.60	5.90	3.10
Unplanned unavailable hours	0	0	0	0	1.70	0	1.80	0
Fault exposure hours	0	0	0	40.30	25.70	0	0	0
Effective Reset hours	0	0	0	0	0	0	0	0
Required hours	2183.00	2208.00	2209.00	2160.00	1606.00	2208.00	2166.00	2160.00
<b>Indicator value</b>	<b>0.8%</b>	<b>0.7%</b>	<b>0.3%</b>	<b>0.4%</b>	<b>0.4%</b>	<b>0.5%</b>	<b>0.5%</b>	<b>0.4%</b>

Licensee Comments: none

### Safety System Unavailability, Residual Heat Removal System



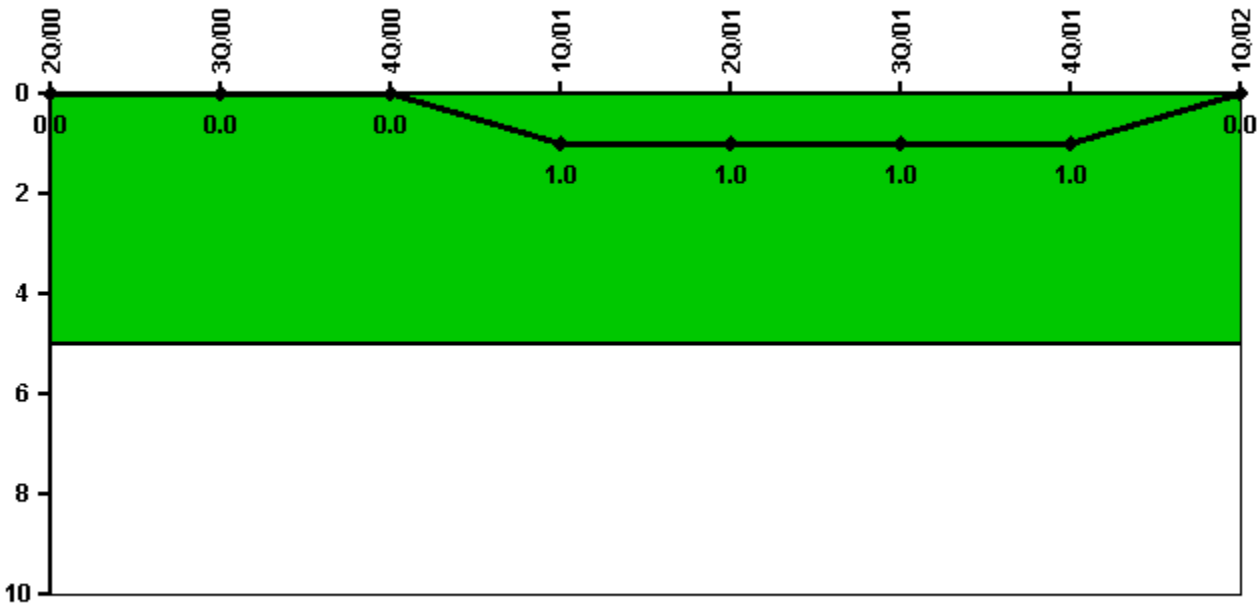
Thresholds: White > 1.5% Yellow > 5.0% Red > 10.0%

#### Notes

Safety System Unavailability, Residual Heat Removal System	2Q/00	3Q/00	4Q/00	1Q/01	2Q/01	3Q/01	4Q/01	1Q/02
<b>Train 1</b>								
Planned unavailable hours	45.10	61.90	28.50	22.00	45.00	3.60	1.50	49.50
Unplanned unavailable hours	0	0	0	0	0	20.60	0	0
Fault exposure hours	0	0	0	0	0	0	0	0
Effective Reset hours	0	0	0	0	0	0	0	0
Required hours	2183.00	2208.00	2209.00	2160.00	1578.00	2208.00	2173.30	2160.00
<b>Train 2</b>								
Planned unavailable hours	37.60	53.90	21.40	29.50	10.90	0.40	14.80	49.20
Unplanned unavailable hours	0	0	0	0	0	0	0	0
Fault exposure hours	0	0	0	0	0	0	0	0
Effective Reset hours	0	0	0	0	0	0	0	0
Required hours	2183.00	2208.00	2209.00	2160.00	1578.00	2208.00	2173.30	2160.00
<b>Train 3</b>								
Planned unavailable hours	0	0	0	0	4.70	0	0	0
Unplanned unavailable hours	0	0	0	0	0	0	0	0
Fault exposure hours	0	0	0	0	0	0	0	0
Effective Reset hours	0	0	0	0	0	0	0	0
Required hours	0	0	0	0	578.30	0	43.00	0
<b>Train 4</b>								
Planned unavailable hours	0	0	0	0	0	0	0	0
Unplanned unavailable hours	0	0	0	0	0	0	0	0
Fault exposure hours	0	0	0	0	0	0	0	0
Effective Reset hours	0	0	0	0	0	0	0	0
Required hours	0	0	0	0	578.30	0	43.00	0
Indicator value	0.5%	0.7%	0.7%	0.6%	0.7%	0.7%	0.8%	0.9%

Licensee Comments: none

### Safety System Functional Failures (PWR)



Thresholds: White > 5.0


#### Notes

Safety System Functional Failures (PWR)	2Q/00	3Q/00	4Q/00	1Q/01	2Q/01	3Q/01	4Q/01	1Q/02
Safety System Functional Failures	0	0	0	1	0	0	0	0
Indicator value	0	0	0	1	1	1	1	0

Licensee Comments: none



### Reactor Coolant System Activity



Thresholds: White > 50.0 Yellow > 100.0

#### Notes

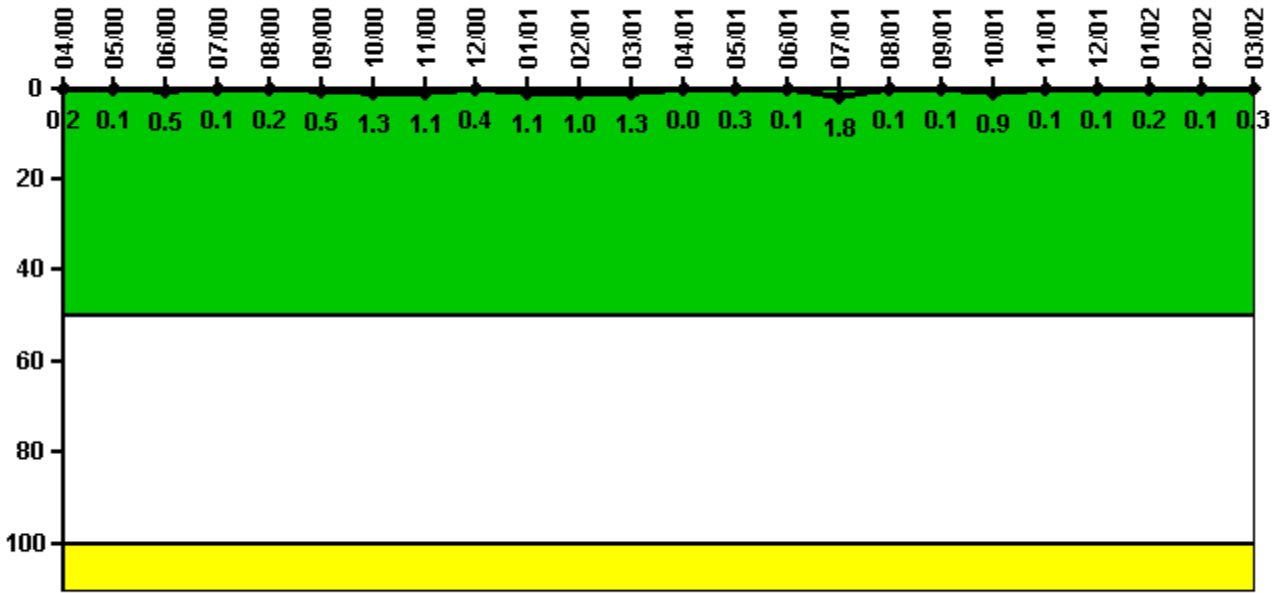
Reactor Coolant System Activity	4/00	5/00	6/00	7/00	8/00	9/00	10/00	11/00	12/00	1/01	2/01	3/01
Maximum activity	0.001400	0.001500	0.001530	0.001450	0.002110	0.001560	0.001790	0.001800	0.001760	0.005530	0.003090	0.010100
Technical specification limit	1.0	1.0	1.0	1.0	1.0	1.0	1.0	1.0	1.0	1.0	1.0	1.0
Indicator value	0.1	0.2	0.2	0.1	0.2	0.2	0.2	0.2	0.2	0.6	0.3	1.0

Reactor Coolant System Activity	4/01	5/01	6/01	7/01	8/01	9/01	10/01	11/01	12/01	1/02	2/02	3/02
Maximum activity	0.083700	0.001870	0.001260	0.002060	0.001240	0.001260	0.001320	0.004170	0.001660	0.001840	0.001870	0.002040
Technical specification limit	1.0	1.0	1.0	1.0	1.0	1.0	1.0	1.0	1.0	1.0	1.0	1.0
Indicator value	8.4	0.2	0.1	0.2	0.1	0.1	0.1	0.4	0.2	0.2	0.2	0.2

Licensee Comments: none

### Reactor Coolant System Leakage



Thresholds: White > 50.0 Yellow > 100.0

#### Notes

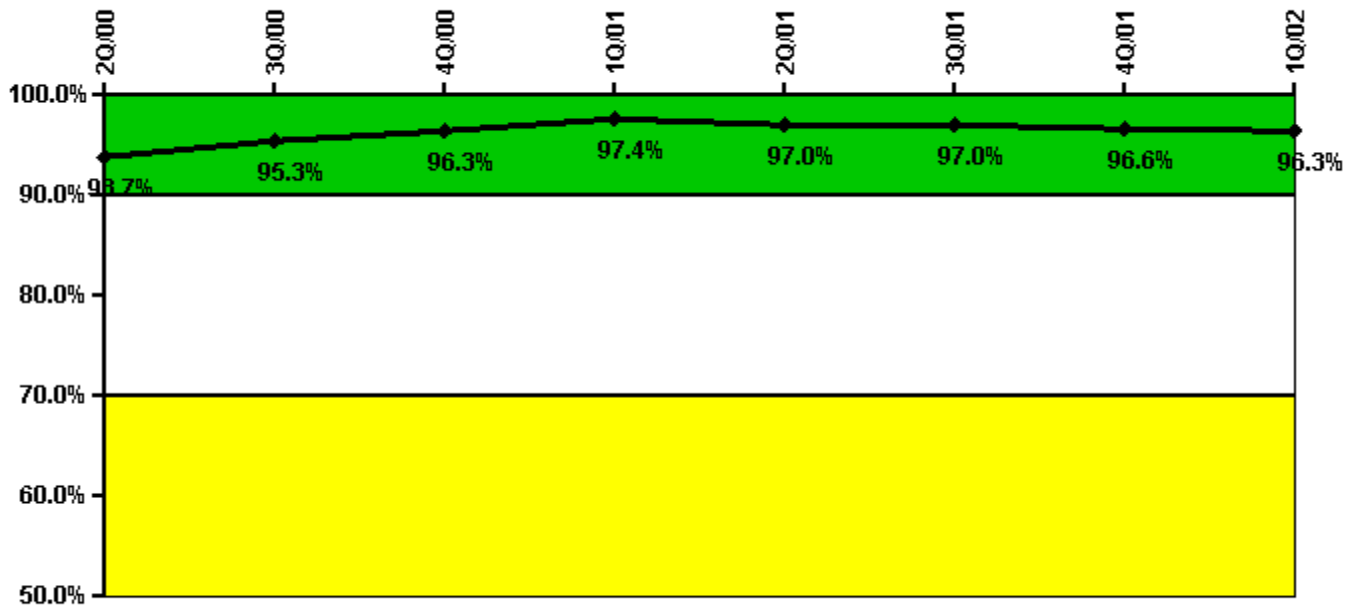
Reactor Coolant System Leakage	4/00	5/00	6/00	7/00	8/00	9/00	10/00	11/00	12/00	1/01	2/01	3/01
Maximum leakage	0.020	0.010	0.050	0.010	0.020	0.050	0.130	0.110	0.040	0.110	0.100	0.130
Technical specification limit	10.0	10.0	10.0	10.0	10.0	10.0	10.0	10.0	10.0	10.0	10.0	10.0
Indicator value	0.2	0.1	0.5	0.1	0.2	0.5	1.3	1.1	0.4	1.1	1.0	1.3

Reactor Coolant System Leakage	4/01	5/01	6/01	7/01	8/01	9/01	10/01	11/01	12/01	1/02	2/02	3/02
Maximum leakage	0	0.030	0.010	0.180	0.010	0.010	0.090	0.010	0.010	0.020	0.010	0.030
Technical specification limit	10.0	10.0	10.0	10.0	10.0	10.0	10.0	10.0	10.0	10.0	10.0	10.0
Indicator value	0	0.3	0.1	1.8	0.1	0.1	0.9	0.1	0.1	0.2	0.1	0.3

Licensee Comments: none

### Drill/Exercise Performance



Thresholds: White < 90.0% Yellow < 70.0%

### Notes

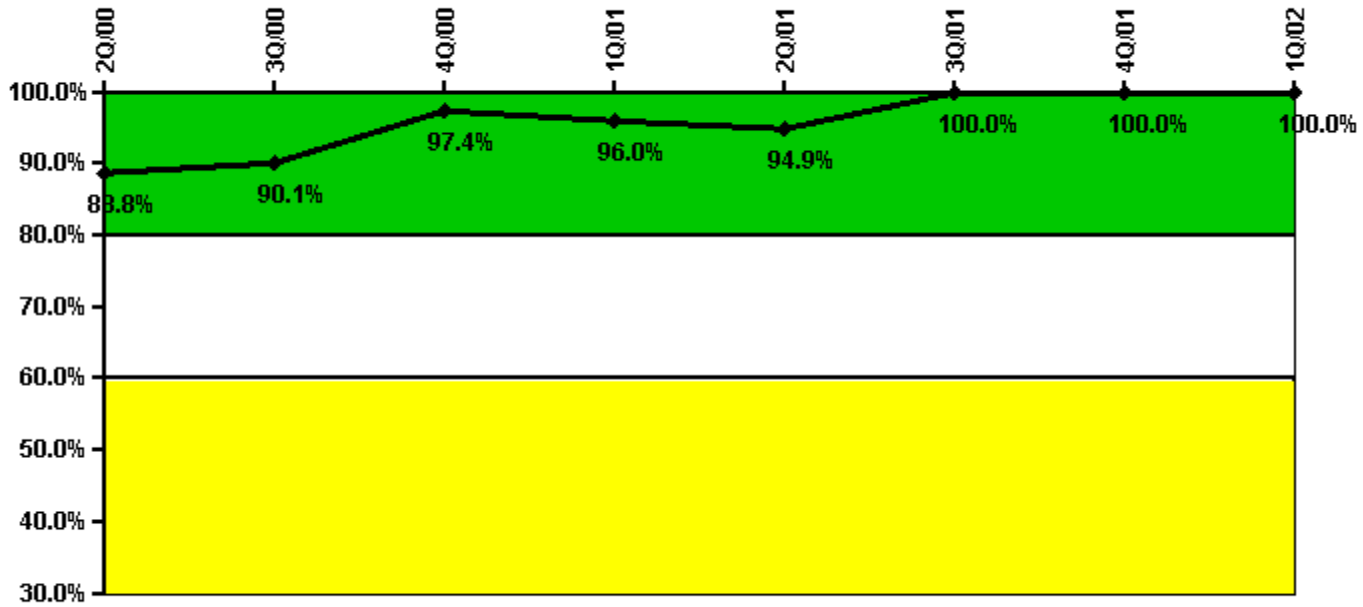
Drill/Exercise Performance	2Q/00	3Q/00	4Q/00	1Q/01	2Q/01	3Q/01	4Q/01	1Q/02
Successful opportunities	8.0	65.0	127.0	8.0	39.0	82.0	12.0	47.0
Total opportunities	9.0	65.0	130.0	8.0	43.0	85.0	13.0	50.0
Indicator value	93.7%	95.3%	96.3%	97.4%	97.0%	97.0%	96.6%	96.3%

Licensee Comments:

4Q/01: Minor corrections added one opportunity and one success.

2Q/01: Minor correction - added two uncounted notifications and two successes

### ERO Drill Participation



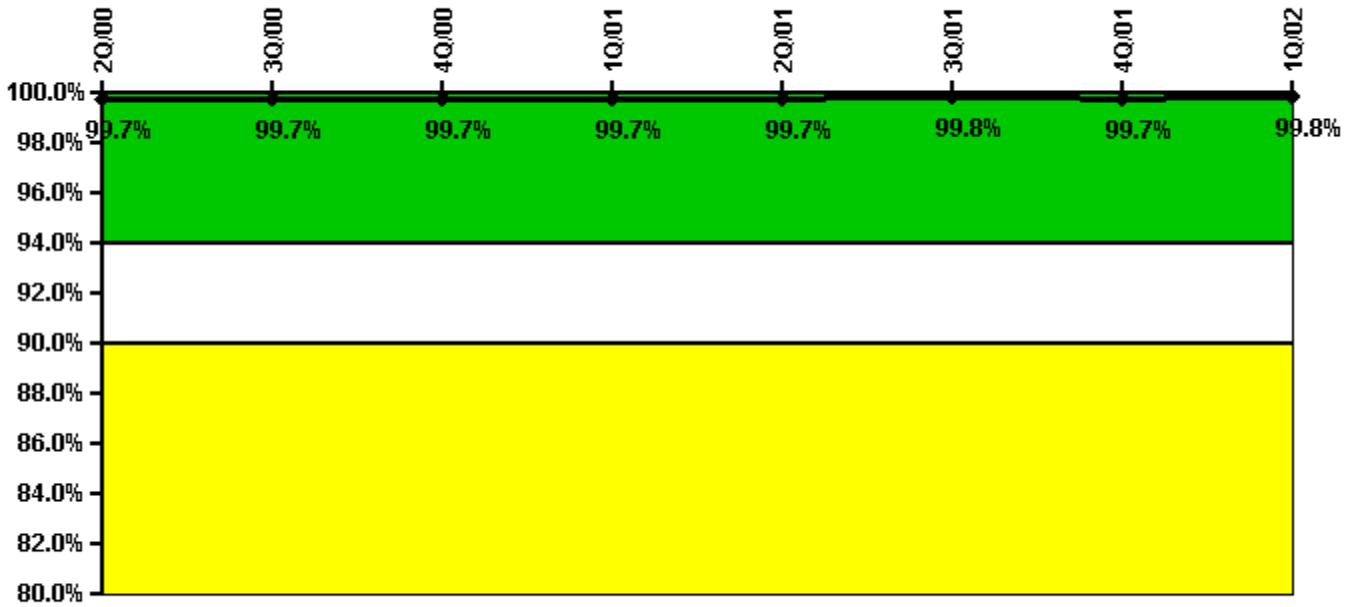
Thresholds: White < 80.0% Yellow < 60.0%

#### Notes

ERO Drill Participation	2Q/00	3Q/00	4Q/00	1Q/01	2Q/01	3Q/01	4Q/01	1Q/02
Participating Key personnel	71.0	73.0	75.0	72.0	75.0	79.0	72.0	72.0
Total Key personnel	80.0	81.0	77.0	75.0	79.0	79.0	72.0	72.0
Indicator value	88.8%	90.1%	97.4%	96.0%	94.9%	100.0%	100.0%	100.0%

Licensee Comments: none

### Alert & Notification System



Thresholds: **White** < 94.0% **Yellow** < 90.0%

#### Notes

Alert & Notification System	2Q/00	3Q/00	4Q/00	1Q/01	2Q/01	3Q/01	4Q/01	1Q/02
Successful siren-tests	519	694	522	607	521	703	527	704
Total sirens-tests	522	696	522	609	523	704	528	704
Indicator value	99.7%	99.7%	99.7%	99.7%	99.7%	99.8%	99.7%	99.8%

Licensee Comments:

4Q/01: Corrected to reflect data miscount, added 88 to each data element

### Occupational Exposure Control Effectiveness



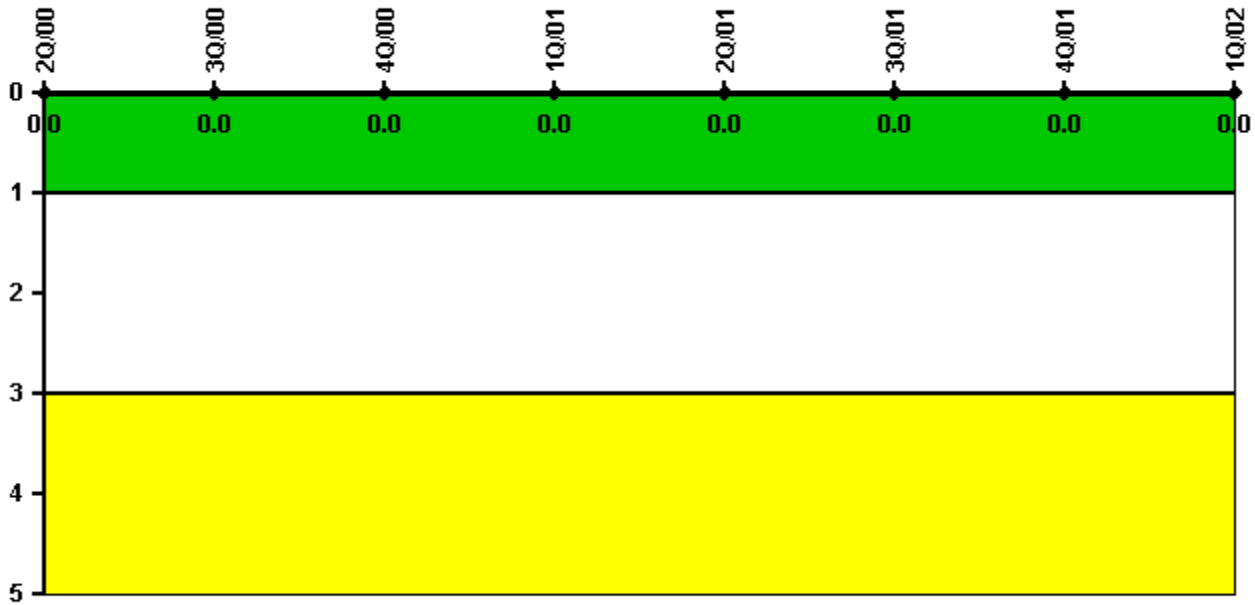
Thresholds: White > 2.0 Yellow > 5.0

#### Notes

Occupational Exposure Control Effectiveness	2Q/00	3Q/00	4Q/00	1Q/01	2Q/01	3Q/01	4Q/01	1Q/02
High radiation area occurrences	0	0	0	0	0	0	1	0
Very high radiation area occurrences	0	0	0	0	0	0	0	0
Unintended exposure occurrences	0	0	0	0	0	0	0	0
Indicator value	0	0	0	0	0	0	1	1

Licensee Comments: none

### RETS/ODCM Radiological Effluent



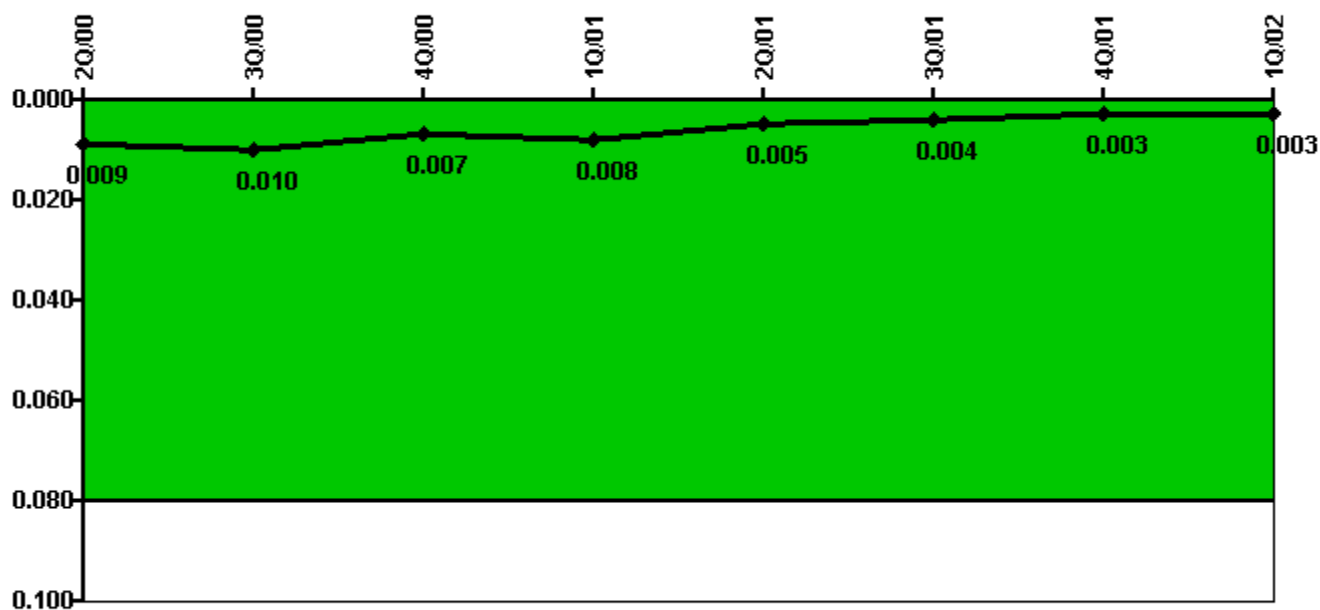
Thresholds: White > 1.0 Yellow > 3.0

#### Notes

RETS/ODCM Radiological Effluent	2Q/00	3Q/00	4Q/00	1Q/01	2Q/01	3Q/01	4Q/01	1Q/02
RETS/ODCM occurrences	0	0	0	0	0	0	0	0
Indicator value	0	0	0	0	0	0	0	0

Licensee Comments: none

### Protected Area Security Performance Index



Thresholds: White > 0.080

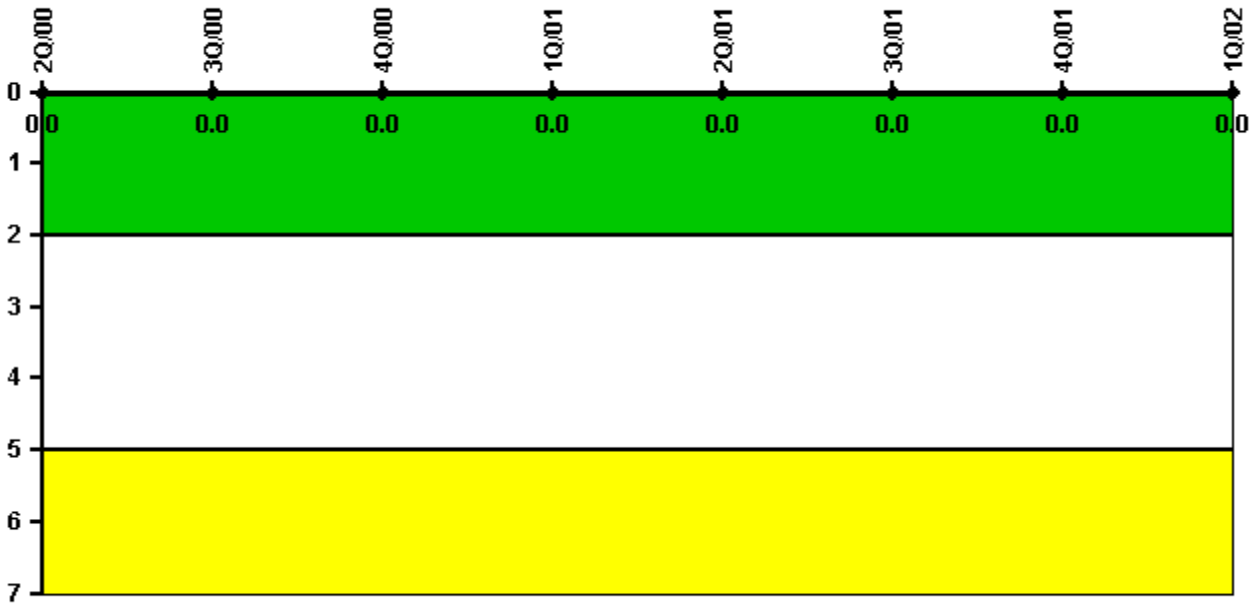
#### Notes

Protected Area Security Performance Index	2Q/00	3Q/00	4Q/00	1Q/01	2Q/01	3Q/01	4Q/01	1Q/02
IDS compensatory hours	99.00	106.00	25.60	12.75	0	81.20	2.70	15.60
CCTV compensatory hours	1.5	0	0	0	0	0	0	0
IDS normalization factor	1.80	1.80	1.80	1.80	1.80	1.80	1.80	1.80
CCTV normalization factor	1.5	1.5	1.5	1.5	1.5	1.5	1.5	1.5
Index Value	0.009	0.010	0.007	0.008	0.005	0.004	0.003	0.003

Licensee Comments: none



### Personnel Screening Program



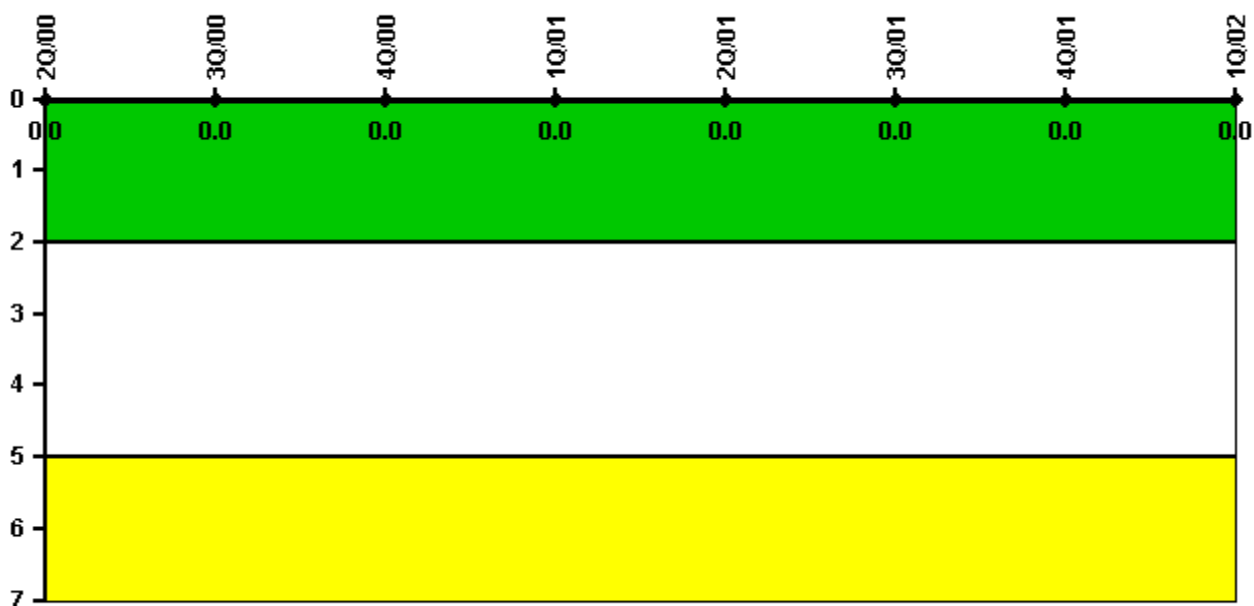
Thresholds: White > 2.0 Yellow > 5.0

#### Notes

Personnel Screening Program	2Q/00	3Q/00	4Q/00	1Q/01	2Q/01	3Q/01	4Q/01	1Q/02
Program failures	0	0	0	0	0	0	0	0
Indicator value	0	0	0	0	0	0	0	0

Licensee Comments: none

### FFD/Personnel Reliability



Thresholds: White > 2.0 Yellow > 5.0

#### Notes

FFD/Personnel Reliability	2Q/00	3Q/00	4Q/00	1Q/01	2Q/01	3Q/01	4Q/01	1Q/02
Program Failures	0	0	0	0	0	0	0	0
Indicator value	0	0	0	0	0	0	0	0

Licensee Comments: none

▲ [PI Summary](#) | [Inspection Findings Summary](#) | [Reactor Oversight Process](#)

Last Modified: May 1, 2002