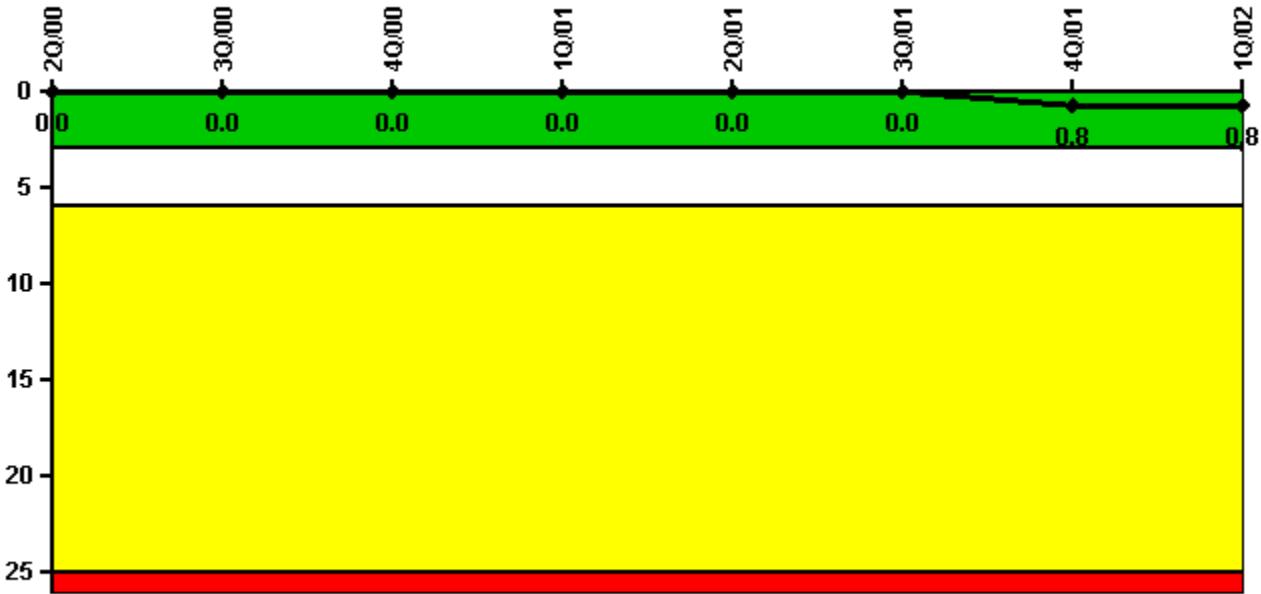


Salem 2

1Q/2002 Performance Indicators

Licensee's General Comments: none

Unplanned Scrams per 7000 Critical Hrs



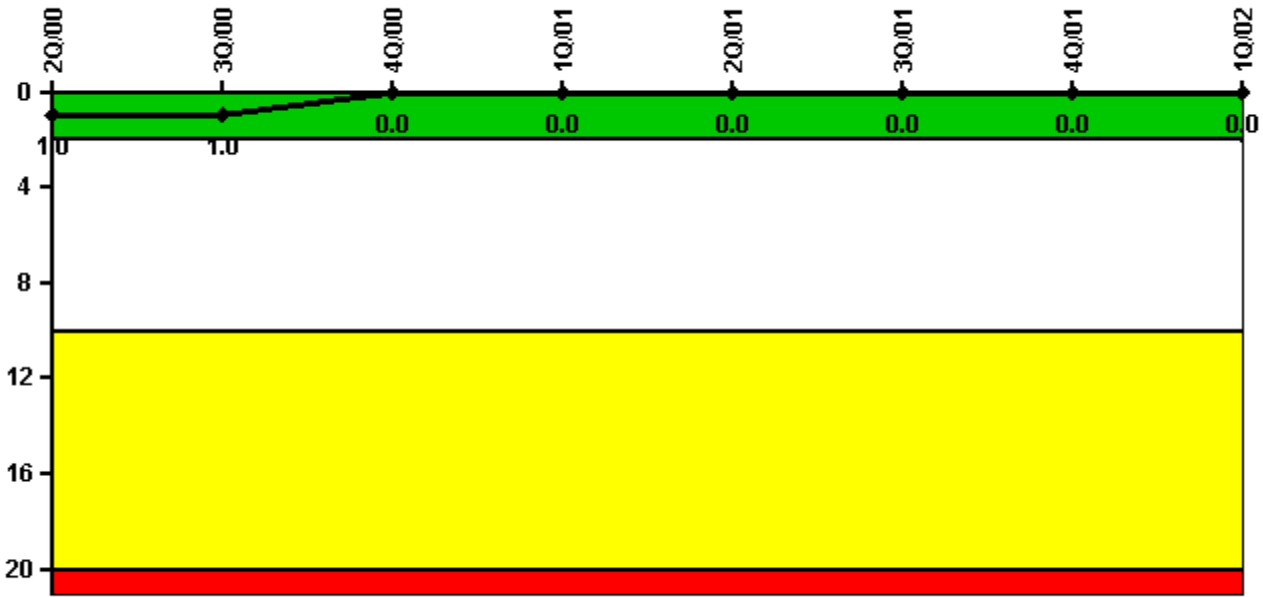
Thresholds: White > 3.0 Yellow > 6.0 Red > 25.0

Notes

Unplanned Scrams per 7000 Critical Hrs	2Q/00	3Q/00	4Q/00	1Q/01	2Q/01	3Q/01	4Q/01	1Q/02
Unplanned scrams	0	0	0	0	0	0	1.0	0
Critical hours	2183.0	2208.0	1296.0	2160.0	2183.0	2208.0	2185.0	2054.0
Indicator value	0	0	0	0	0	0	0.8	0.8

Licensee Comments: none

Scrams with Loss of Normal Heat Removal



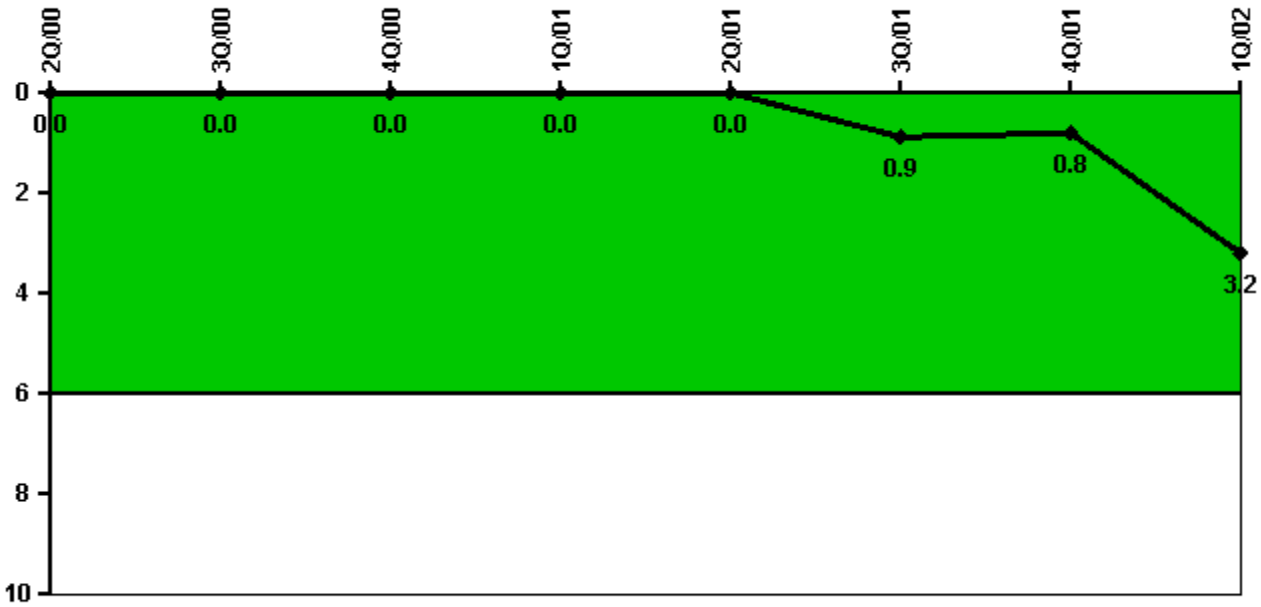
Thresholds: White > 2.0 Yellow > 10.0 Red > 20.0

Notes

Scrams with Loss of Normal Heat Removal	2Q/00	3Q/00	4Q/00	1Q/01	2Q/01	3Q/01	4Q/01	1Q/02
Scrams	0	0	0	0	0	0	0	0
Indicator value	1.0	1.0	0	0	0	0	0	0

Licensee Comments: none

Unplanned Power Changes per 7000 Critical Hrs



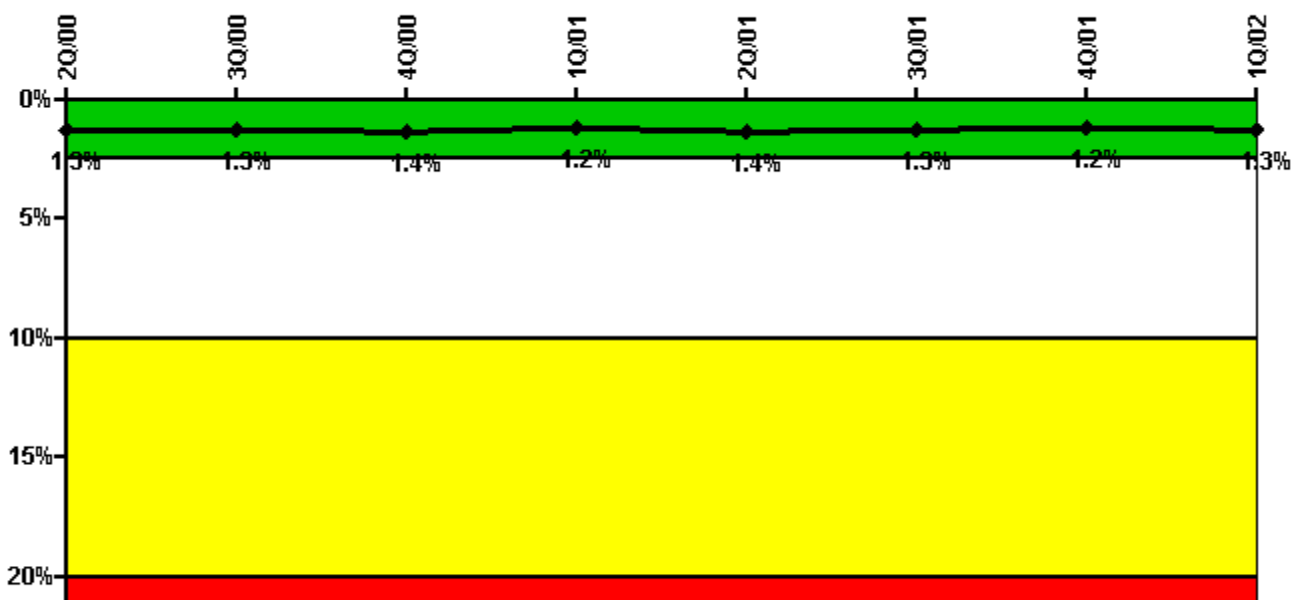
Thresholds: White > 6.0

Notes

Unplanned Power Changes per 7000 Critical Hrs	2Q/00	3Q/00	4Q/00	1Q/01	2Q/01	3Q/01	4Q/01	1Q/02
Unplanned power changes	0	0	0	0	0	1.0	0	3.0
Critical hours	2183.0	2208.0	1296.0	2160.0	2183.0	2208.0	2185.0	2054.0
Indicator value	0	0	0	0	0	0.9	0.8	3.2

Licensee Comments: none

Safety System Unavailability, Emergency AC Power, >2EDG



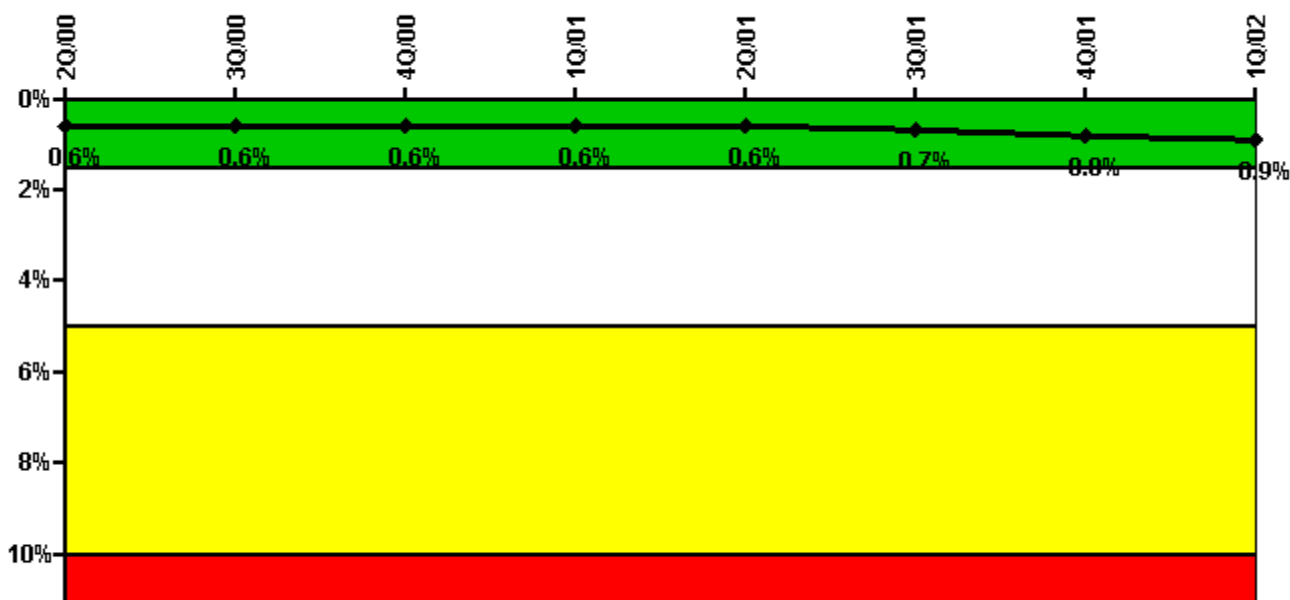
Thresholds: White > 2.5% Yellow > 10.0% Red > 20.0%

Notes

Safety System Unavailability, Emergency AC Power, >2EDG	2Q/00	3Q/00	4Q/00	1Q/01	2Q/01	3Q/01	4Q/01	1Q/02
Train 1								
Planned unavailable hours	9.10	6.10	11.30	51.20	6.40	17.70	5.30	54.60
Unplanned unavailable hours	0	0	0	0	0	0	0	59.00
Fault exposure hours	0	0	0	0	0	0	0	0
Effective Reset hours	0	0	0	0	0	0	0	0
Required hours	2183.00	2208.00	2209.00	2160.00	2183.00	2208.00	2209.00	2160.00
Train 2								
Planned unavailable hours	6.10	7.40	13.00	4.80	57.30	27.70	5.00	42.10
Unplanned unavailable hours	0	5.90	0	0	13.10	0	0	3.00
Fault exposure hours	0	0	0	0	255.00	0	0	0
Effective Reset hours	0	0	0	0	0	0	0	0
Required hours	2183.00	2208.00	2209.00	2160.00	2183.00	2208.00	2209.00	2160.00
Train 3								
Planned unavailable hours	24.20	7.00	4.90	43.60	4.20	19.00	5.80	55.70
Unplanned unavailable hours	0	0	0	0.20	0	0	0	9.10
Fault exposure hours	0	0	0	0	0	0	0	0.70
Effective Reset hours	0	0	0	0	0	0	0	0
Required hours	2183.00	2208.00	2209.00	2160.00	2183.00	2208.00	2209.00	2160.00
Indicator value	1.3%	1.3%	1.4%	1.2%	1.4%	1.3%	1.2%	1.3%

Licensee Comments: none

Safety System Unavailability, High Pressure Injection System (HPSI)



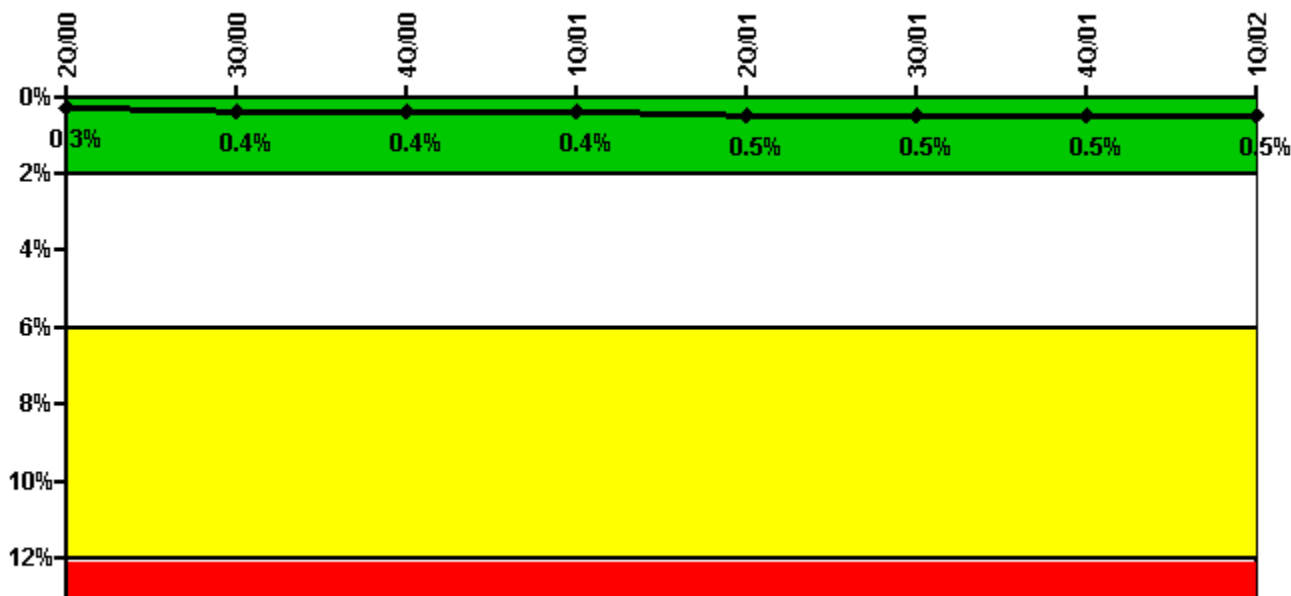
Thresholds: White > 1.5% Yellow > 5.0% Red > 10.0%

Notes

Safety System Unavailability, High Pressure Injection System (HPSI)	2Q/00	3Q/00	4Q/00	1Q/01	2Q/01	3Q/01	4Q/01	1Q/02
Train 1								
Planned unavailable hours	14.90	0	12.80	48.90	45.80	30.10	44.70	142.00
Unplanned unavailable hours	0	0	11.70	13.10	0	6.70	1.00	0
Fault exposure hours	0	0	0	0	0	0	0	0
Effective Reset hours	0	0	0	0	0	0	0	0
Required hours	2183.00	2208.00	1755.00	2160.00	2183.00	2208.00	2185.00	2054.00
Train 2								
Planned unavailable hours	33.10	7.20	34.80	19.10	21.00	40.60	6.40	18.10
Unplanned unavailable hours	11.20	0	0	0	0	0	7.00	37.50
Fault exposure hours	0	0	0	0	0	0	75.00	0
Effective Reset hours	0	0	0	0	0	0	0	0
Required hours	2183.00	2208.00	1755.00	2160.00	2183.00	2208.00	2185.00	2054.00
Train 3								
Planned unavailable hours	0	12.30	0.20	2.40	0	34.80	20.70	0
Unplanned unavailable hours	0	0	0	0	0	0	0	0
Fault exposure hours	0	0	0	0	0	0	0	0
Effective Reset hours	0	0	0	0	0	0	0	0
Required hours	2183.00	2208.00	1755.00	2160.00	2183.00	2208.00	2185.00	2054.00
Train 4								
Planned unavailable hours	0	25.30	0.20	2.40	0	12.10	0	27.30
Unplanned unavailable hours	0	0	0	0	0	0	0	0
Fault exposure hours	0	0	0	0	0	0	0	0
Effective Reset hours	0	0	0	0	0	0	0	0
Required hours	2183.00	2208.00	1755.00	2160.00	2183.00	2208.00	2185.00	2054.00
Indicator value	0.6%	0.6%	0.6%	0.6%	0.6%	0.7%	0.8%	0.9%

Licensee Comments: none

Safety System Unavailability, Heat Removal System (AFW)



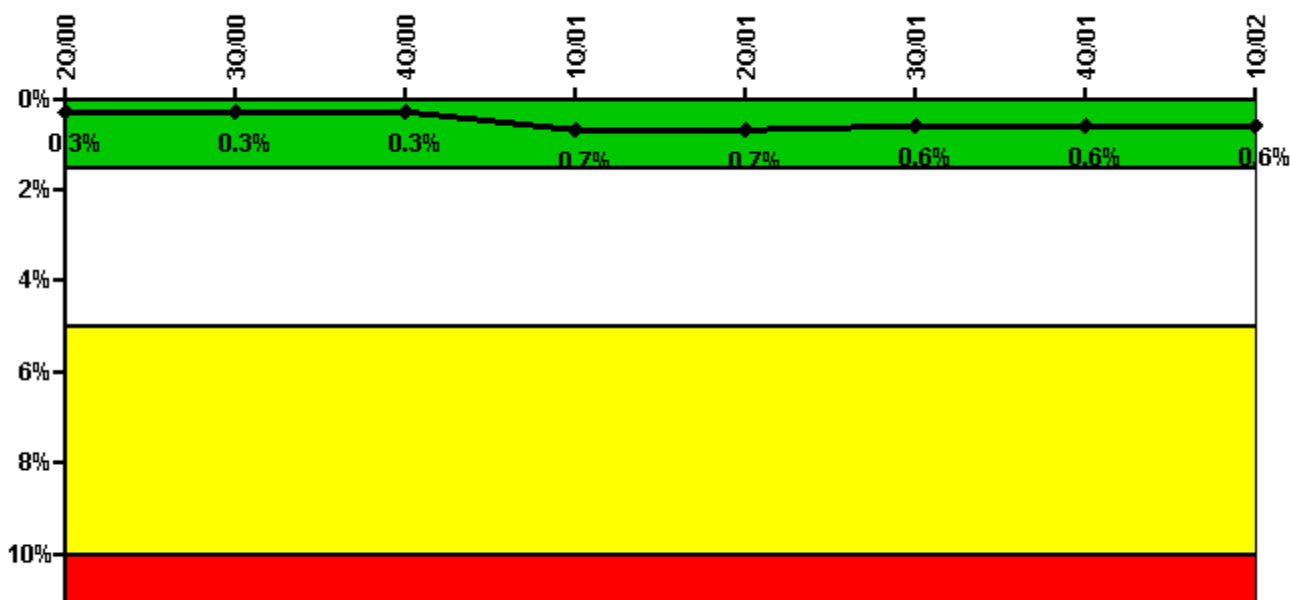
Thresholds: White > 2.0% Yellow > 6.0% Red > 12.0%

Notes

Safety System Unavailability, Heat Removal System (AFW)	2Q/00	3Q/00	4Q/00	1Q/01	2Q/01	3Q/01	4Q/01	1Q/02
Train 1								
Planned unavailable hours	2.00	23.60	2.10	0.90	3.50	23.90	0.90	6.30
Unplanned unavailable hours	0	0	0	0	0	0	0	0
Fault exposure hours	0	0	0	0	0	0	0	0
Effective Reset hours	0	0	0	0	0	0	0	0
Required hours	2183.00	2208.00	1402.00	2160.00	2183.00	2208.00	2185.00	2054.00
Train 2								
Planned unavailable hours	4.30	37.20	2.00	2.90	31.30	1.50	3.50	1.50
Unplanned unavailable hours	0.10	0	0	33.80	6.10	0	0	0
Fault exposure hours	0	0	0	0	0	0	0	0
Effective Reset hours	0	0	0	0	0	0	0	0
Required hours	2183.00	2208.00	1402.00	2160.00	2183.00	2208.00	2185.00	2054.00
Train 3								
Planned unavailable hours	1.10	0.70	1.30	18.80	28.00	0.90	2.90	11.60
Unplanned unavailable hours	0	7.30	0	0	0	0	0	0
Fault exposure hours	0	0	0	0	0	0	0	0
Effective Reset hours	0	0	0	0	0	0	0	0
Required hours	2183.00	2208.00	1402.00	2160.00	2183.00	2208.00	2185.00	2054.00
Indicator value	0.3%	0.4%	0.4%	0.4%	0.5%	0.5%	0.5%	0.5%

Licensee Comments: none

Safety System Unavailability, Residual Heat Removal System



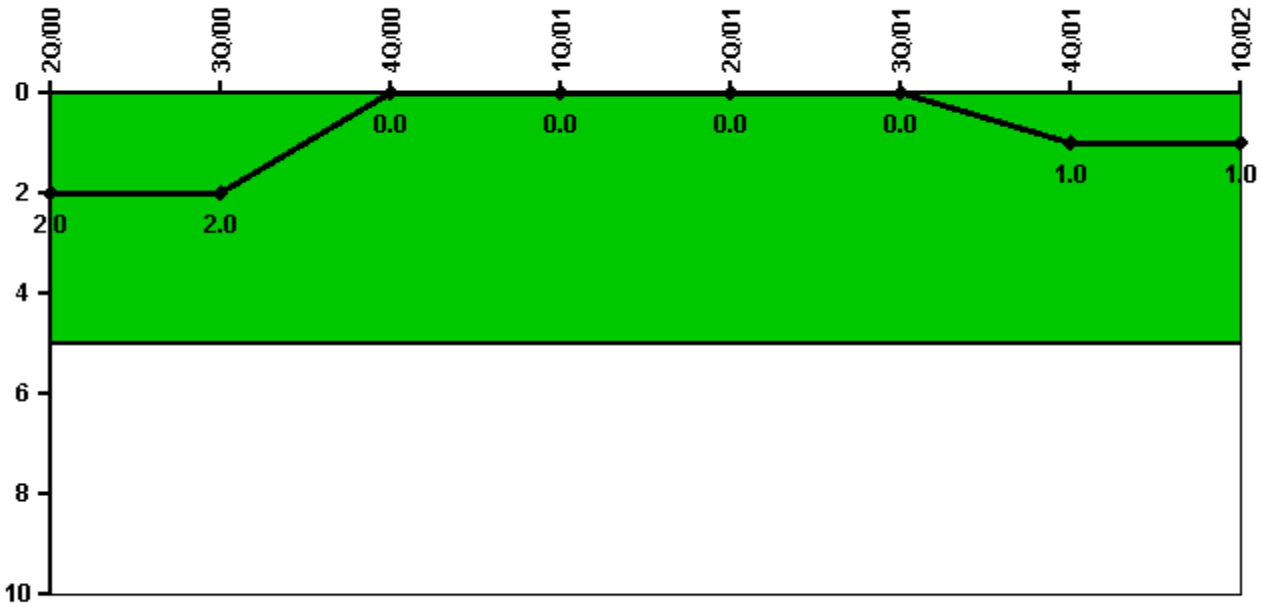
Thresholds: White > 1.5% Yellow > 5.0% Red > 10.0%

Notes

Safety System Unavailability, Residual Heat Removal System	2Q/00	3Q/00	4Q/00	1Q/01	2Q/01	3Q/01	4Q/01	1Q/02
Train 1								
Planned unavailable hours	0	0	0	19.60	0	0.10	0	7.90
Unplanned unavailable hours	0	0	0	0	0	0	0	0
Fault exposure hours	0	0	0	0	0	0	0	0
Effective Reset hours	0	0	0	0	0	0	0	0
Required hours	2183.00	2208.00	2209.00	2160.00	2183.00	2208.00	2209.00	2160.00
Train 2								
Planned unavailable hours	0	3.20	0	37.50	0	0.10	0	0
Unplanned unavailable hours	0	0	0	0.10	0	0	0	0
Fault exposure hours	0	0	0	180.10	0	0	0	0
Effective Reset hours	0	0	0	0	0	0	0	0
Required hours	2183.00	2208.00	2209.00	2160.00	2183.00	2208.00	2209.00	2160.00
Indicator value	0.3%	0.3%	0.3%	0.7%	0.7%	0.6%	0.6%	0.6%

Licensee Comments: none

Safety System Functional Failures (PWR)



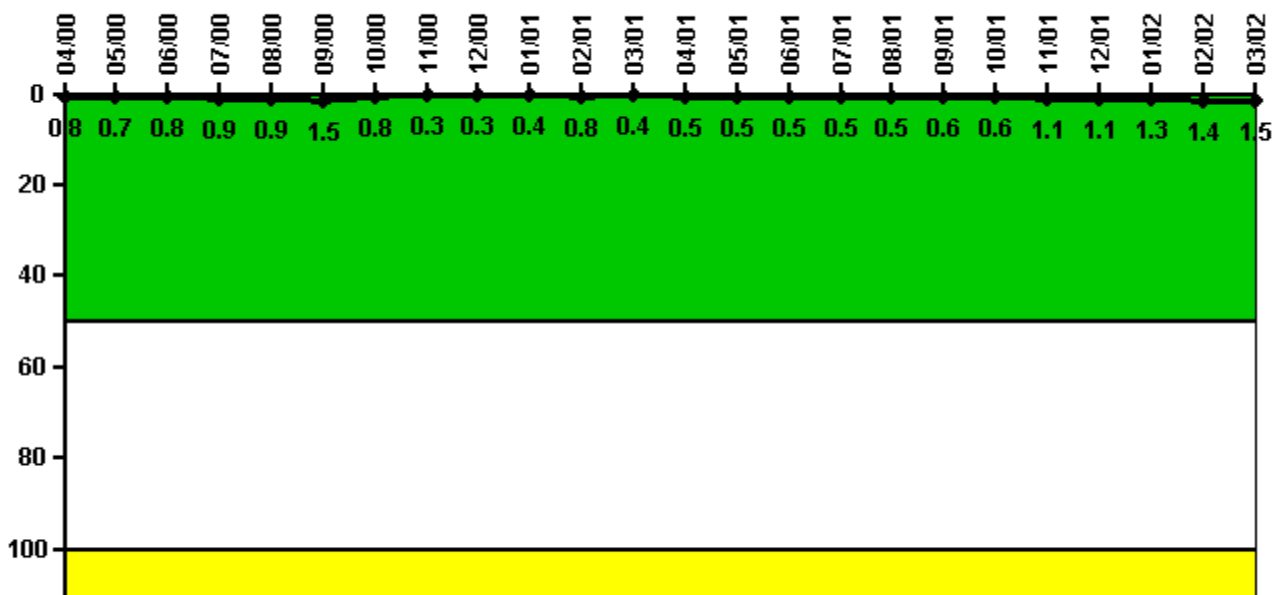
Thresholds: White > 5.0

Notes

Safety System Functional Failures (PWR)	2Q/00	3Q/00	4Q/00	1Q/01	2Q/01	3Q/01	4Q/01	1Q/02
Safety System Functional Failures	0	0	0	0	0	0	1	0
Indicator value	2	2	0	0	0	0	1	1

Licensee Comments: none

Reactor Coolant System Activity



Thresholds: White > 50.0 Yellow > 100.0

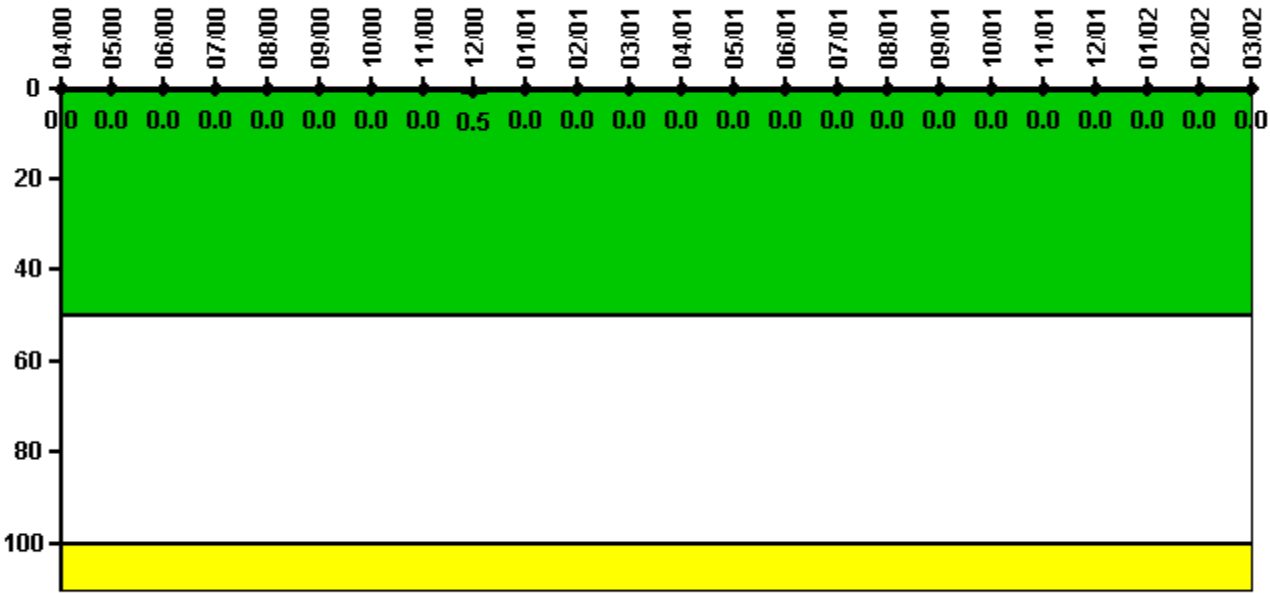
Notes

Reactor Coolant System Activity	4/00	5/00	6/00	7/00	8/00	9/00	10/00	11/00	12/00	1/01	2/01	3/01
Maximum activity	0.007780	0.007260	0.008390	0.008910	0.009330	0.014760	0.008200	0.003180	0.003490	0.003620	0.008410	0.004370
Technical specification limit	1.0	1.0	1.0	1.0	1.0	1.0	1.0	1.0	1.0	1.0	1.0	1.0
Indicator value	0.8	0.7	0.8	0.9	0.9	1.5	0.8	0.3	0.3	0.4	0.8	0.4

Reactor Coolant System Activity	4/01	5/01	6/01	7/01	8/01	9/01	10/01	11/01	12/01	1/02	2/02	3/02
Maximum activity	0.004580	0.004510	0.004730	0.004750	0.005280	0.005920	0.006230	0.010900	0.010900	0.012700	0.013500	0.015000
Technical specification limit	1.0	1.0	1.0	1.0	1.0	1.0	1.0	1.0	1.0	1.0	1.0	1.0
Indicator value	0.5	0.5	0.5	0.5	0.5	0.6	0.6	1.1	1.1	1.3	1.4	1.5

Licensee Comments: none

Reactor Coolant System Leakage



Thresholds: White > 50.0 Yellow > 100.0

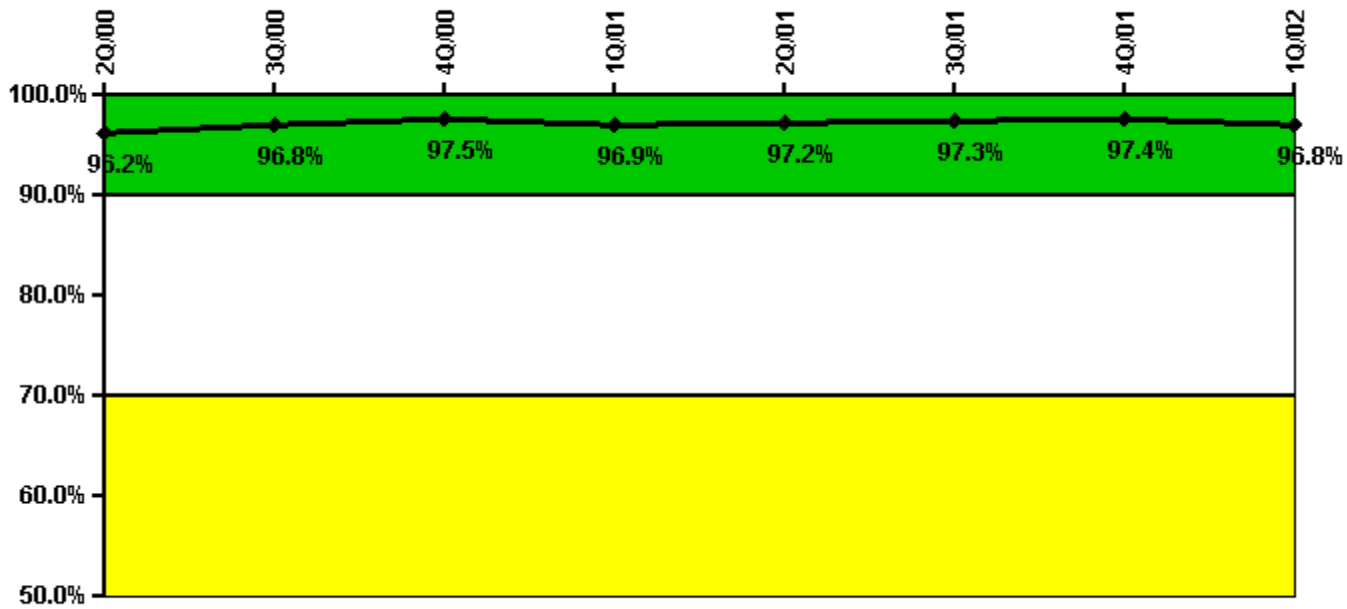
Notes

Reactor Coolant System Leakage	4/00	5/00	6/00	7/00	8/00	9/00	10/00	11/00	12/00	1/01	2/01	3/01
Maximum leakage	0	0	0	0	0	0	0	0	0.050	0	0	0
Technical specification limit	10.0	10.0	10.0	10.0	10.0	10.0	10.0	10.0	10.0	10.0	10.0	10.0
Indicator value	0	0	0	0	0	0	0	0	0.5	0	0	0

Reactor Coolant System Leakage	4/01	5/01	6/01	7/01	8/01	9/01	10/01	11/01	12/01	1/02	2/02	3/02
Maximum leakage	0	0	0	0	0	0	0	0	0	0	0	0
Technical specification limit	10.0	10.0	10.0	10.0	10.0	10.0	10.0	10.0	10.0	10.0	10.0	10.0
Indicator value	0	0	0	0	0	0	0	0	0	0	0	0

Licensee Comments: none

Drill/Exercise Performance



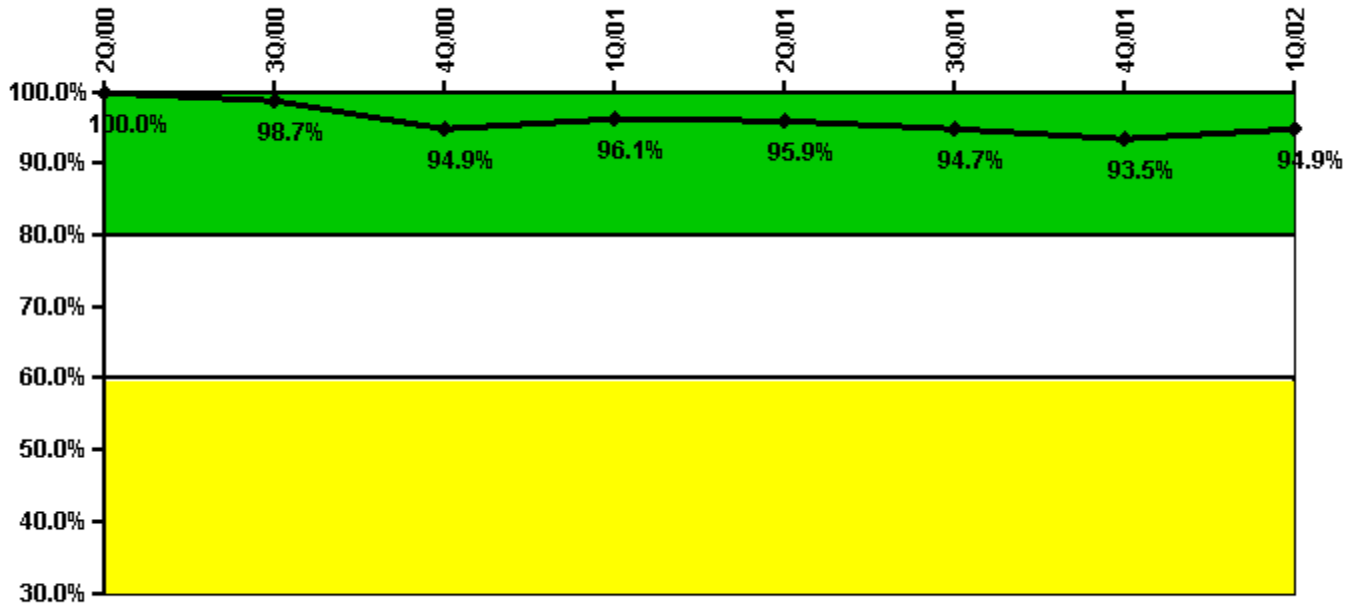
Thresholds: White < 90.0% Yellow < 70.0%

Notes

Drill/Exercise Performance	2Q/00	3Q/00	4Q/00	1Q/01	2Q/01	3Q/01	4Q/01	1Q/02
Successful opportunities	32.0	50.0	74.0	13.0	10.0	9.0	109.0	39.0
Total opportunities	32.0	50.0	75.0	15.0	10.0	10.0	112.0	43.0
Indicator value	96.2%	96.8%	97.5%	96.9%	97.2%	97.3%	97.4%	96.8%

Licensee Comments: none

ERO Drill Participation



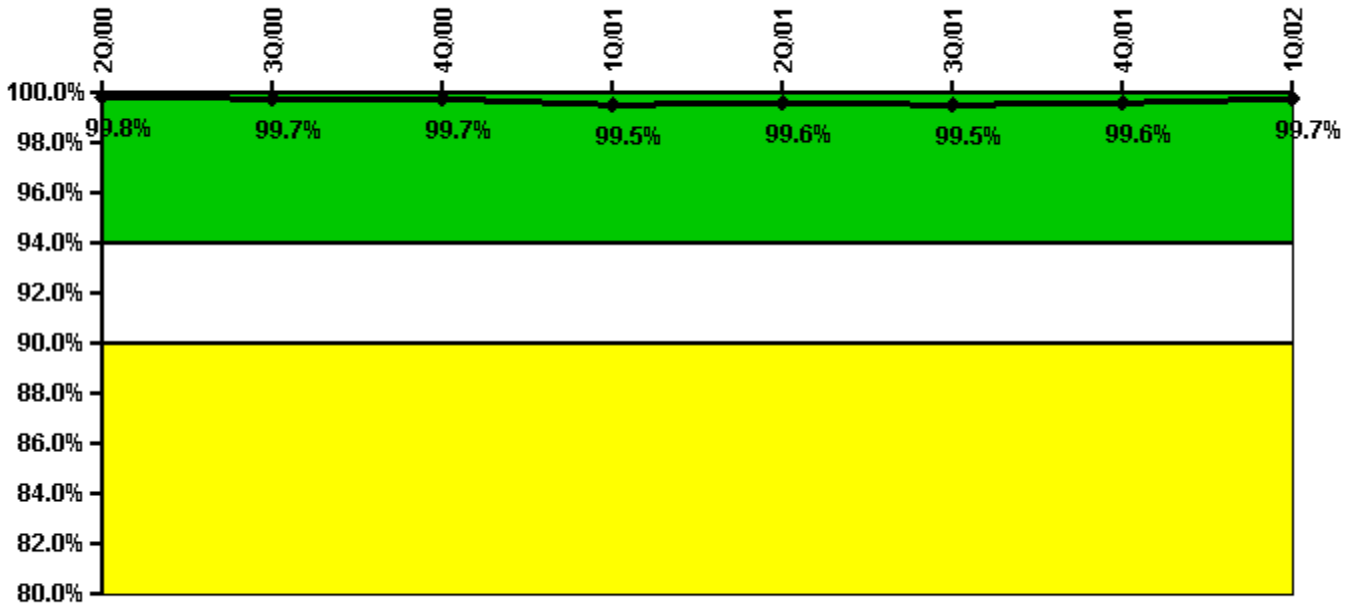
Thresholds: White < 80.0% Yellow < 60.0%

Notes

ERO Drill Participation	2Q/00	3Q/00	4Q/00	1Q/01	2Q/01	3Q/01	4Q/01	1Q/02
Participating Key personnel	75.0	75.0	74.0	73.0	71.0	71.0	72.0	74.0
Total Key personnel	75.0	76.0	78.0	76.0	74.0	75.0	77.0	78.0
Indicator value	100.0%	98.7%	94.9%	96.1%	95.9%	94.7%	93.5%	94.9%

Licensee Comments: none

Alert & Notification System



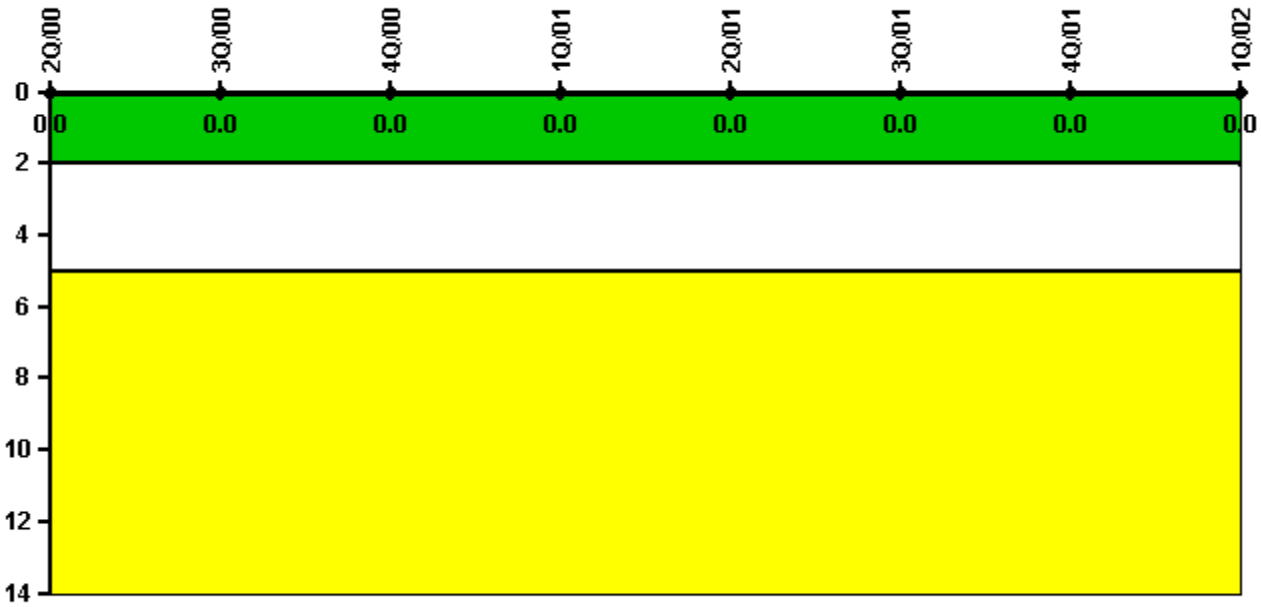
Thresholds: White < 94.0% Yellow < 90.0%

Notes

Alert & Notification System	2Q/00	3Q/00	4Q/00	1Q/01	2Q/01	3Q/01	4Q/01	1Q/02
Successful siren-tests	495	495	496	493	496	494	497	495
Total sirens-tests	497	497	497	497	497	497	497	497
Indicator value	99.8%	99.7%	99.7%	99.5%	99.6%	99.5%	99.6%	99.7%

Licensee Comments: none

Occupational Exposure Control Effectiveness



Thresholds: White > 2.0 Yellow > 5.0

Notes

Occupational Exposure Control Effectiveness	2Q/00	3Q/00	4Q/00	1Q/01	2Q/01	3Q/01	4Q/01	1Q/02
High radiation area occurrences	0	0	0	0	0	0	0	0
Very high radiation area occurrences	0	0	0	0	0	0	0	0
Unintended exposure occurrences	0	0	0	0	0	0	0	0
Indicator value	0	0	0	0	0	0	0	0

Licensee Comments: none

RETS/ODCM Radiological Effluent



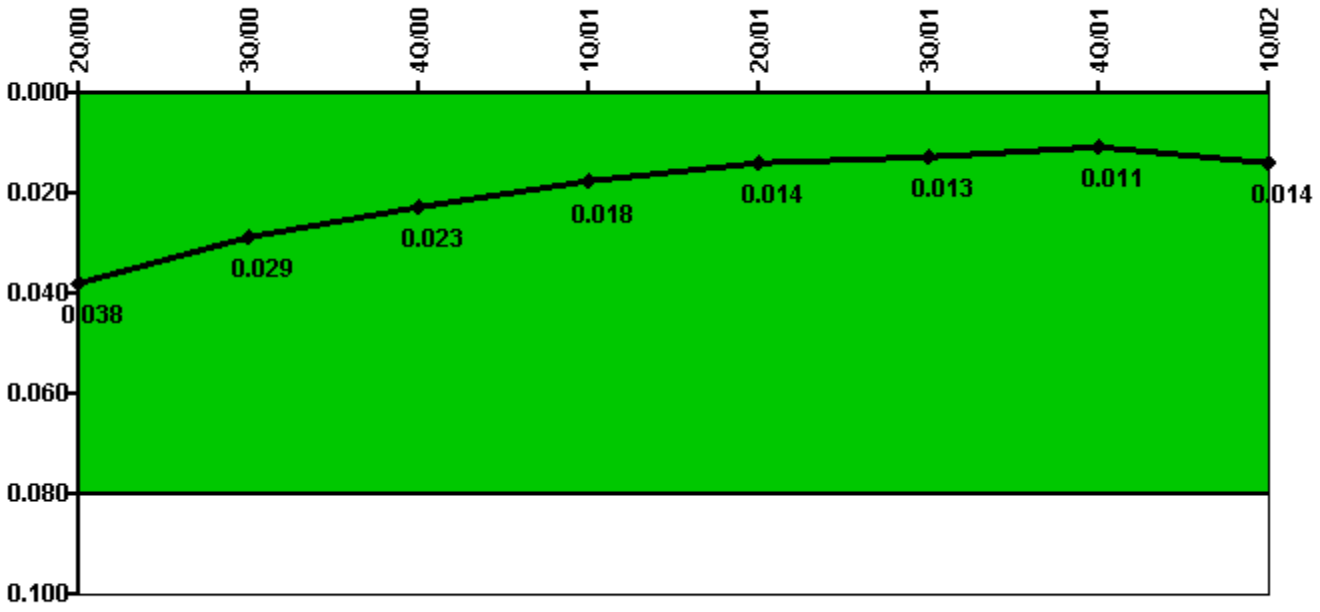
Thresholds: White > 1.0 Yellow > 3.0

Notes

RETS/ODCM Radiological Effluent	2Q/00	3Q/00	4Q/00	1Q/01	2Q/01	3Q/01	4Q/01	1Q/02
RETS/ODCM occurrences	0	0	0	0	0	0	0	0
Indicator value	0	0	0	0	0	0	0	0

Licensee Comments: none

Protected Area Security Performance Index



Thresholds: White > 0.080

Notes

Protected Area Security Performance Index	2Q/00	3Q/00	4Q/00	1Q/01	2Q/01	3Q/01	4Q/01	1Q/02
IDS compensatory hours	683.90	142.40	279.40	111.00	407.50	48.60	156.70	282.70
CCTV compensatory hours	0	0	0	0	0	0	0	8.8
IDS normalization factor	3.80	3.80	3.80	3.80	3.80	3.80	3.80	3.80
CCTV normalization factor	2.8	2.8	2.8	2.8	2.8	2.8	2.8	2.8
Index Value	0.038	0.029	0.023	0.018	0.014	0.013	0.011	0.014

Licensee Comments: none

Personnel Screening Program



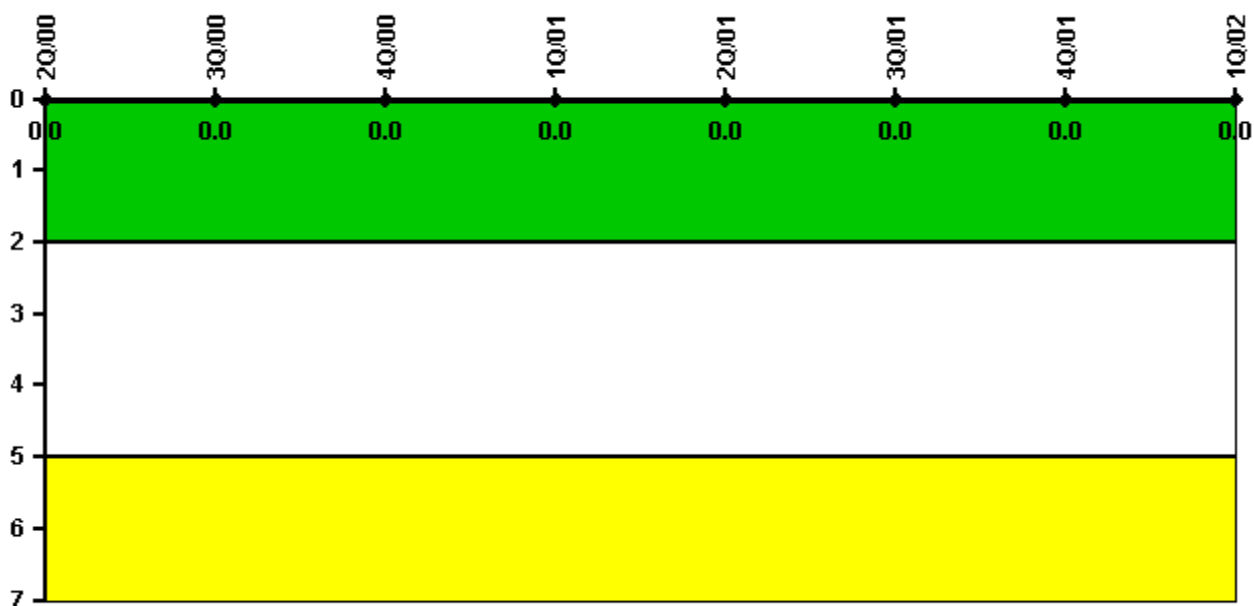
Thresholds: White > 2.0 Yellow > 5.0

Notes

Personnel Screening Program	2Q/00	3Q/00	4Q/00	1Q/01	2Q/01	3Q/01	4Q/01	1Q/02
Program failures	0	0	0	0	0	0	0	0
Indicator value	0	0	0	0	0	0	0	0

Licensee Comments: none

FFD/Personnel Reliability



Thresholds: White > 2.0 Yellow > 5.0

Notes

FFD/Personnel Reliability	2Q/00	3Q/00	4Q/00	1Q/01	2Q/01	3Q/01	4Q/01	1Q/02
Program Failures	0	0	0	0	0	0	0	0
Indicator value	0	0	0	0	0	0	0	0

Licensee Comments: none

▲ [PI Summary](#) | [Inspection Findings Summary](#) | [Reactor Oversight Process](#)

Last Modified: May 1, 2002