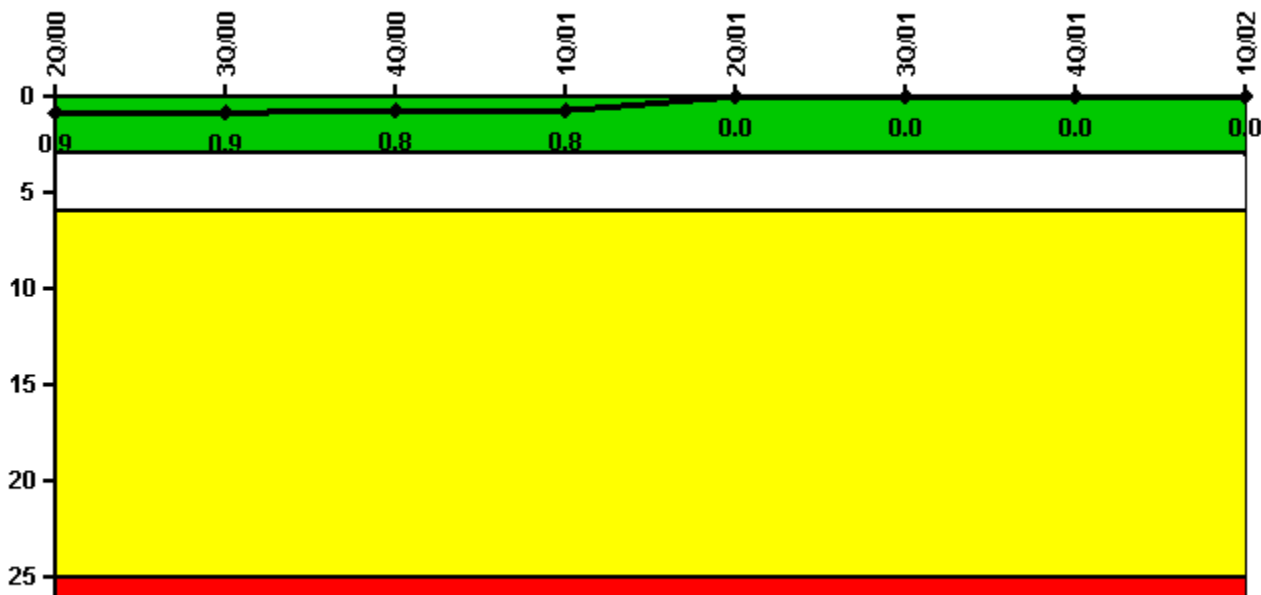


Robinson 2

1Q/2002 Performance Indicators

Licensee's General Comments: none

Unplanned Scrams per 7000 Critical Hrs



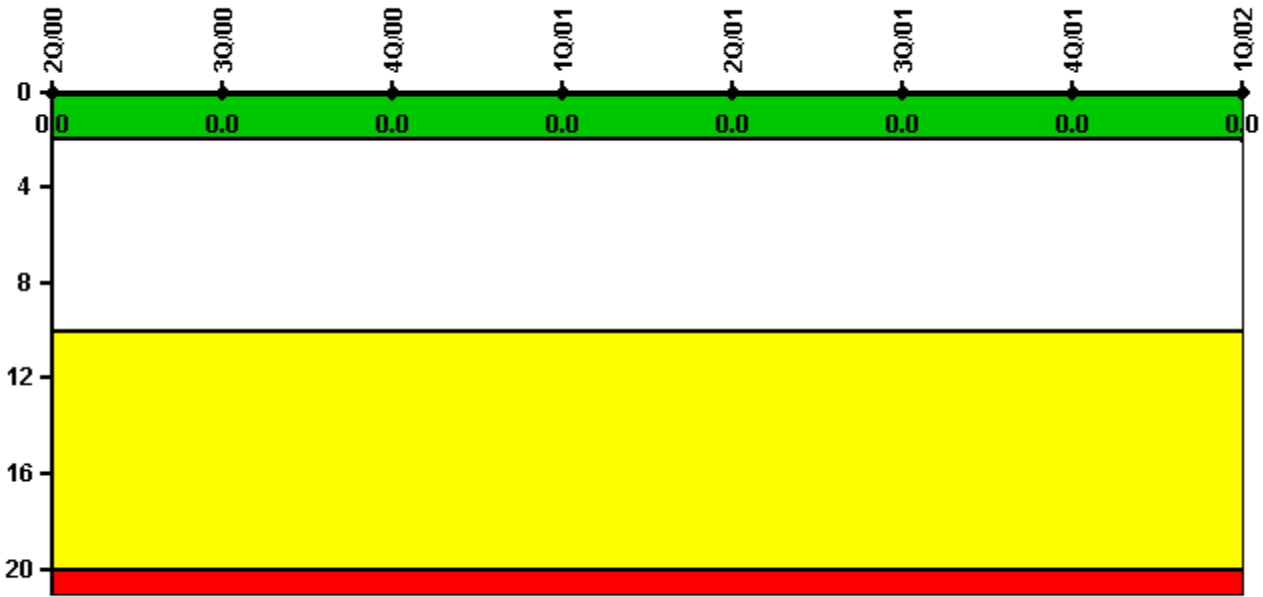
Thresholds: White > 3.0 Yellow > 6.0 Red > 25.0

Notes

Unplanned Scrams per 7000 Critical Hrs	2Q/00	3Q/00	4Q/00	1Q/01	2Q/01	3Q/01	4Q/01	1Q/02
Unplanned scrams	1.0	0	0	0	0	0	0	0
Critical hours	2159.0	2208.0	2209.0	2160.0	1358.4	2208.0	2209.0	2160.0
Indicator value	0.9	0.9	0.8	0.8	0	0	0	0

Licensee Comments: none

Scrams with Loss of Normal Heat Removal



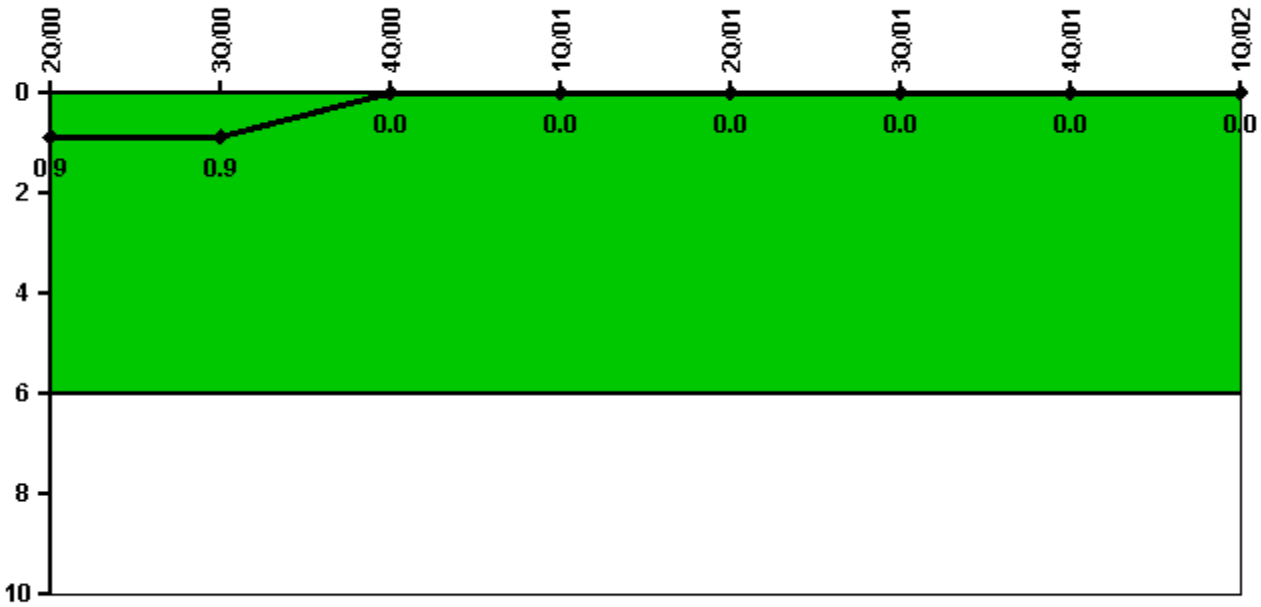
Thresholds: White > 2.0 Yellow > 10.0 Red > 20.0

Notes

Scrams with Loss of Normal Heat Removal	2Q/00	3Q/00	4Q/00	1Q/01	2Q/01	3Q/01	4Q/01	1Q/02
Scrams	0	0	0	0	0	0	0	0
Indicator value	0	0	0	0	0	0	0	0

Licensee Comments: none

Unplanned Power Changes per 7000 Critical Hrs



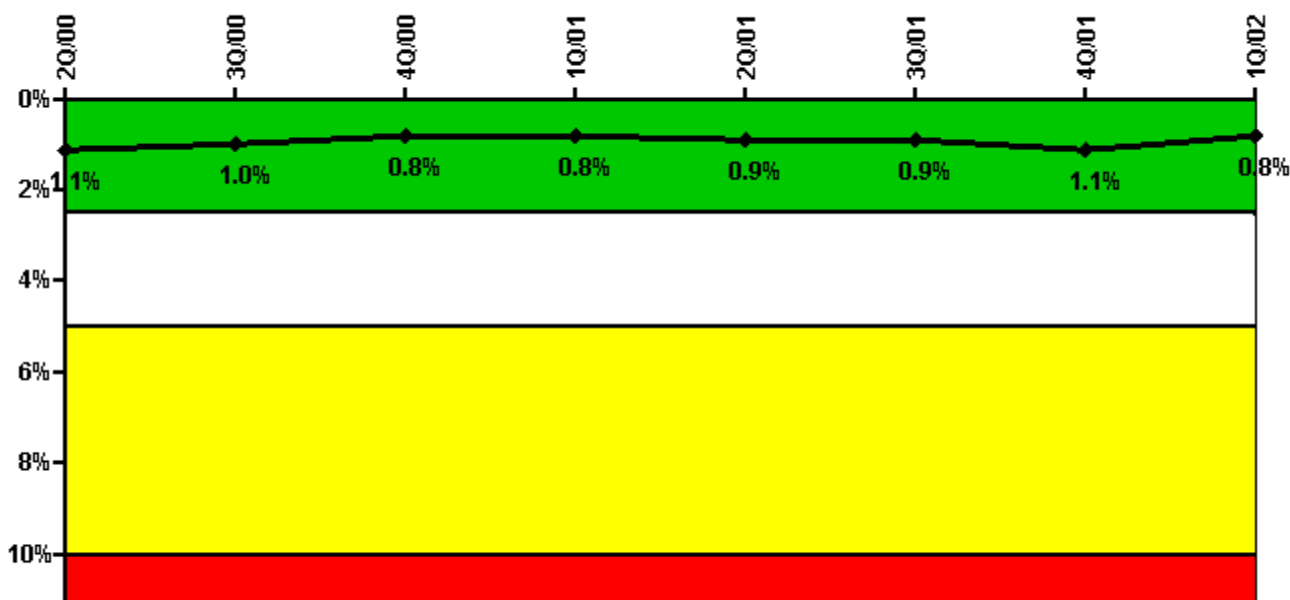
Thresholds: White > 6.0

Notes

Unplanned Power Changes per 7000 Critical Hrs	2Q/00	3Q/00	4Q/00	1Q/01	2Q/01	3Q/01	4Q/01	1Q/02
Unplanned power changes	0	0	0	0	0	0	0	0
Critical hours	2159.0	2208.0	2209.0	2160.0	1358.4	2208.0	2209.0	2160.0
Indicator value	0.9	0.9	0	0	0	0	0	0

Licensee Comments: none

Safety System Unavailability, Emergency AC Power



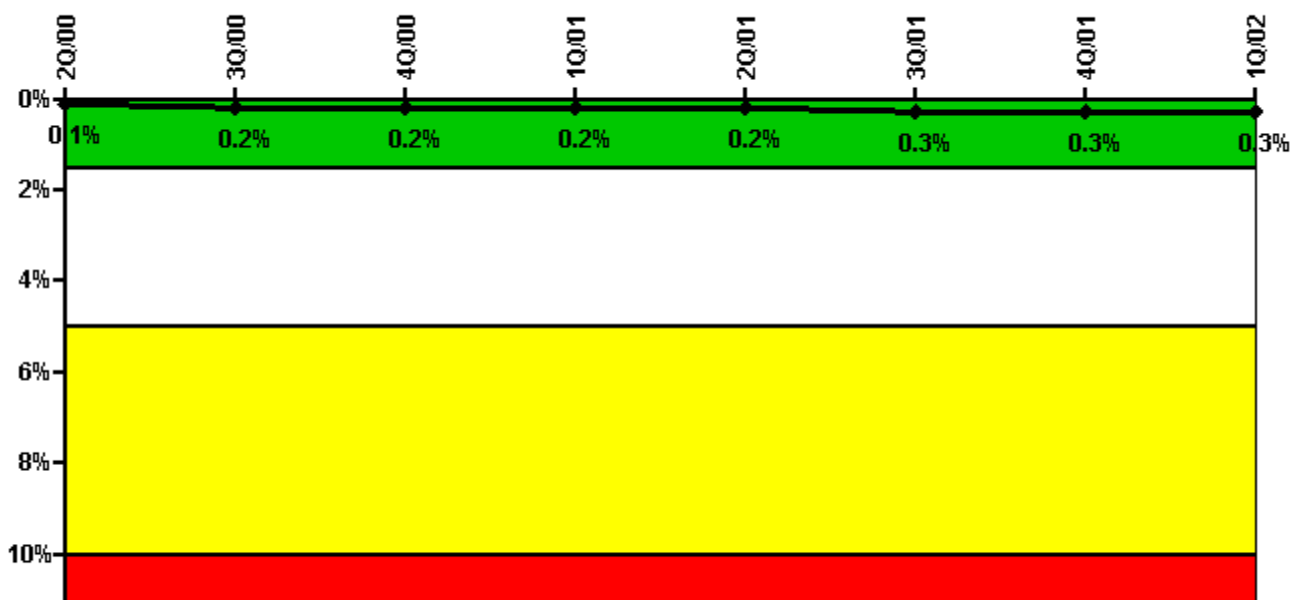
Thresholds: White > 2.5% Yellow > 5.0% Red > 10.0%

Notes

Safety System Unavailability, Emergency AC Power	2Q/00	3Q/00	4Q/00	1Q/01	2Q/01	3Q/01	4Q/01	1Q/02
Train 1								
Planned unavailable hours	10.65	8.70	40.90	10.40	9.70	16.40	18.40	19.60
Unplanned unavailable hours	0	0	0	0	0	0	0	0
Fault exposure hours	0	0	0	0	0	0	0	0
Effective Reset hours	0	0	0	0	0	0	0	0
Required hours	2183.00	2208.00	2209.00	2160.00	1817.90	2208.00	2209.00	2160.00
Train 2								
Planned unavailable hours	10.65	9.30	19.70	9.90	10.85	24.07	16.50	12.80
Unplanned unavailable hours	0	0	0	0	0	10.95	86.90	0
Fault exposure hours	0	0	0	0	0	0	0	0
Effective Reset hours	0	0	0	0	0	0	0	0
Required hours	2183.00	2208.00	2209.00	2160.00	1710.70	2208.00	2209.00	2160.00
Indicator value	1.1%	1.0%	0.8%	0.8%	0.9%	0.9%	1.1%	0.8%

Licensee Comments: none

Safety System Unavailability, High Pressure Injection System (HPSI)



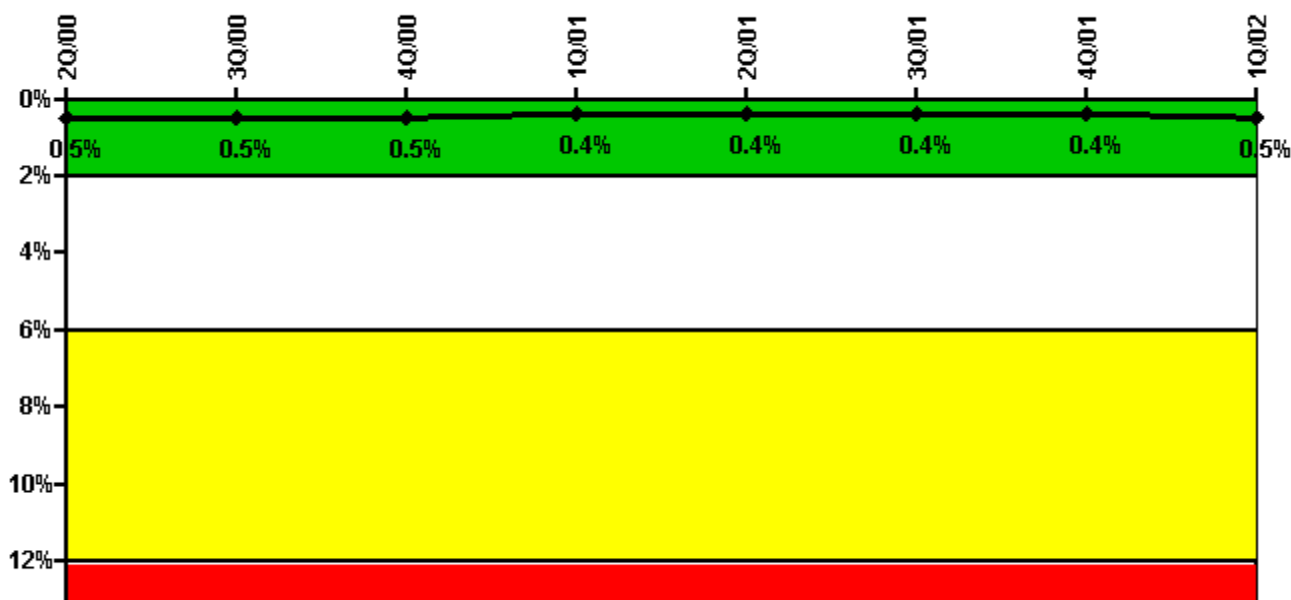
Thresholds: White > 1.5% Yellow > 5.0% Red > 10.0%

Notes

Safety System Unavailability, High Pressure Injection System (HPSI)	2Q/00	3Q/00	4Q/00	1Q/01	2Q/01	3Q/01	4Q/01	1Q/02
Train 1								
Planned unavailable hours	3.40	15.60	9.20	1.40	7.30	6.30	2.30	9.50
Unplanned unavailable hours	5.70	0	0	1.10	0	0	0	0
Fault exposure hours	0	0	0	0	0	0	0	0
Effective Reset hours	0	0	0	0	0	0	0	0
Required hours	2183.00	2208.00	2209.00	2160.00	1358.00	2208.00	2209.00	2160.00
Train 2								
Planned unavailable hours	3.00	33.70	0	1.40	6.30	13.40	6.70	6.20
Unplanned unavailable hours	0	0	0	0	0	0	0	0
Fault exposure hours	0	0	0	0	0	0	0	0
Effective Reset hours	0	0	0	0	0	0	0	0
Required hours	2183.00	2208.00	2209.00	2160.00	1358.00	2208.00	2209.00	2160.00
Indicator value	0.1%	0.2%	0.2%	0.2%	0.2%	0.3%	0.3%	0.3%

Licensee Comments: none

Safety System Unavailability, Heat Removal System (AFW)



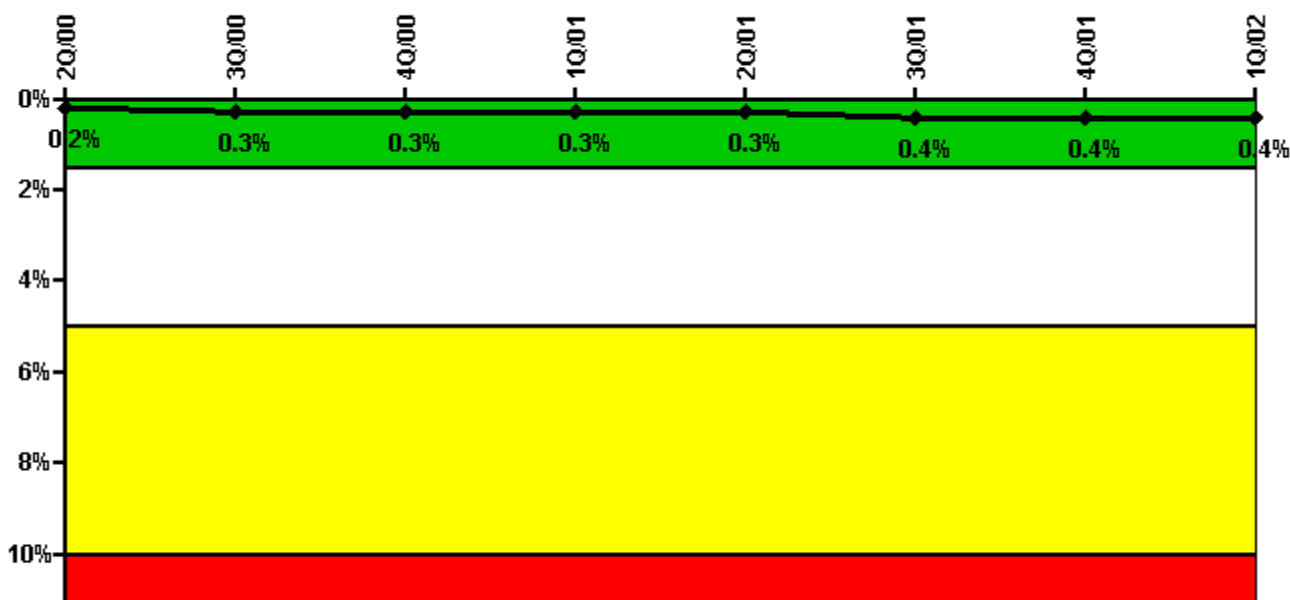
Thresholds: White > 2.0% Yellow > 6.0% Red > 12.0%

Notes

Safety System Unavailability, Heat Removal System (AFW)	2Q/00	3Q/00	4Q/00	1Q/01	2Q/01	3Q/01	4Q/01	1Q/02
Train 1								
Planned unavailable hours	7.80	4.90	4.20	7.60	0	12.70	5.10	26.20
Unplanned unavailable hours	0	16.40	0	0	0	0	0	0
Fault exposure hours	0	0	0	0	0	0	0	0
Effective Reset hours	0	0	0	0	0	0	0	0
Required hours	2183.00	2208.00	2209.00	2160.00	1358.00	2208.00	2209.00	2160.00
Train 2								
Planned unavailable hours	15.50	3.70	2.70	5.20	7.80	6.90	10.50	4.00
Unplanned unavailable hours	0	21.50	0	0	0	0	0	0
Fault exposure hours	0	0	0	0	0	0	0	0
Effective Reset hours	0	0	0	0	0	0	0	0
Required hours	2183.00	2208.00	2209.00	2160.00	1358.00	2208.00	2209.00	2160.00
Train 3								
Planned unavailable hours	7.60	11.70	16.10	9.70	2.30	12.00	14.90	7.30
Unplanned unavailable hours	0	0	0	0	0	0	0	0
Fault exposure hours	0	0	0	0	0	0	0	0
Effective Reset hours	0	0	0	0	0	0	0	0
Required hours	2183.00	2208.00	2209.00	2160.00	1358.00	2208.00	2209.00	2160.00
Indicator value	0.5%	0.5%	0.5%	0.4%	0.4%	0.4%	0.4%	0.5%

Licensee Comments: none

Safety System Unavailability, Residual Heat Removal System



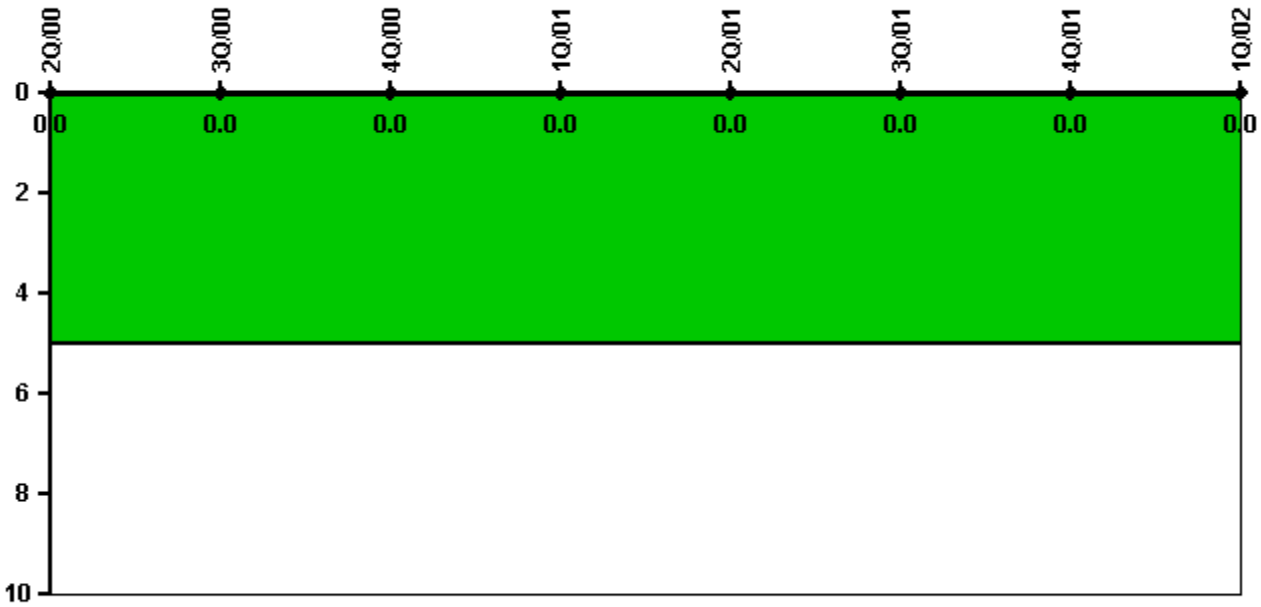
Thresholds: White > 1.5% Yellow > 5.0% Red > 10.0%

Notes

Safety System Unavailability, Residual Heat Removal System	2Q/00	3Q/00	4Q/00	1Q/01	2Q/01	3Q/01	4Q/01	1Q/02
Train 1								
Planned unavailable hours	0.40	9.80	8.90	36.60	5.40	12.10	4.90	5.80
Unplanned unavailable hours	0	0	0	0	0	0	0	0
Fault exposure hours	0	0	0	0	0	0	0	0
Effective Reset hours	0	0	0	0	0	0	0	0
Required hours	2183.00	2208.00	2209.00	2160.00	2183.00	2208.00	2209.00	2160.00
Train 2								
Planned unavailable hours	0.70	18.20	9.30	12.80	0.90	4.60	2.20	5.50
Unplanned unavailable hours	0	0	0	0	0	0	0	0
Fault exposure hours	0	0	0	0	0	0	0	0
Effective Reset hours	0	0	0	0	0	0	0	0
Required hours	2183.00	2208.00	2209.00	2160.00	2183.00	2208.00	2209.00	2160.00
Indicator value	0.2%	0.3%	0.3%	0.3%	0.3%	0.4%	0.4%	0.4%

Licensee Comments: none

Safety System Functional Failures (PWR)



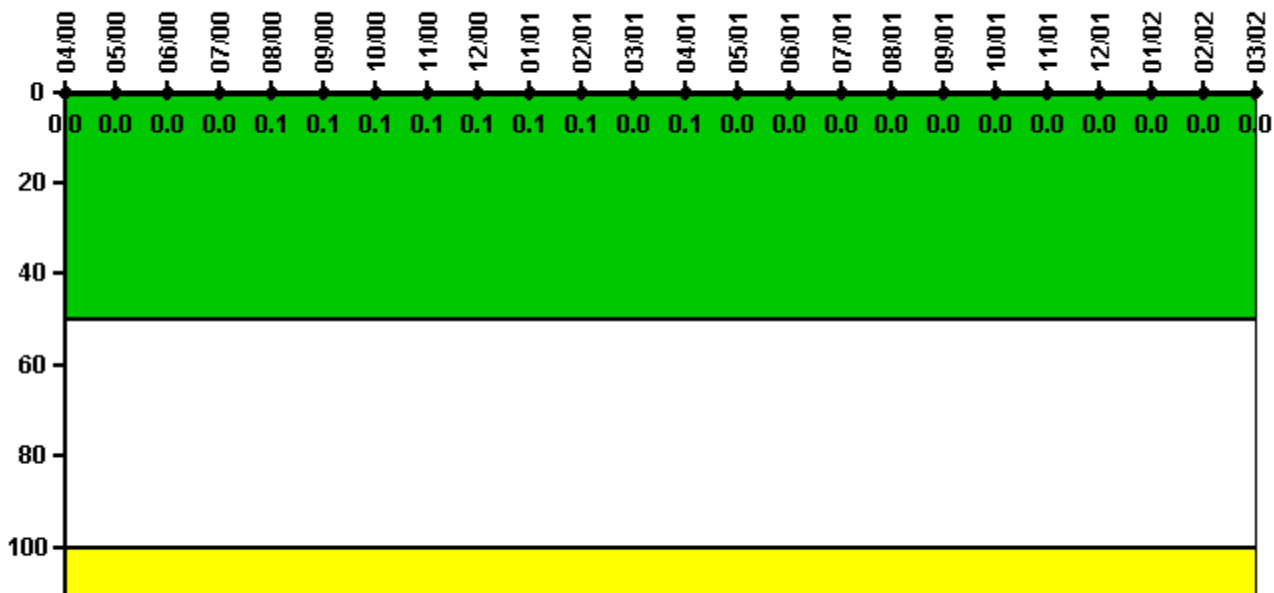
Thresholds: White > 5.0

Notes

Safety System Functional Failures (PWR)	2Q/00	3Q/00	4Q/00	1Q/01	2Q/01	3Q/01	4Q/01	1Q/02
Safety System Functional Failures	0	0	0	0	0	0	0	0
Indicator value	0	0	0	0	0	0	0	0

Licensee Comments: none

Reactor Coolant System Activity



Thresholds: White > 50.0 Yellow > 100.0


Notes

Reactor Coolant System Activity	4/00	5/00	6/00	7/00	8/00	9/00	10/00	11/00	12/00	1/01	2/01	3/01
Maximum activity	0.000462	0.000491	0.000480	0.000473	0.000523	0.000519	0.000531	0.000502	0.000572	0.000548	0.000560	0.000497
Technical specification limit	1.0	1.0	1.0	1.0	1.0	1.0	1.0	1.0	1.0	1.0	1.0	1.0
Indicator value	0	0	0	0	0.1	0.1	0.1	0.1	0.1	0.1	0.1	0

Reactor Coolant System Activity	4/01	5/01	6/01	7/01	8/01	9/01	10/01	11/01	12/01	1/02	2/02	3/02
Maximum activity	0.000805	0.000194	0.000261	0.000265	0.000267	0.000276	0.000314	0.000312	0.000314	0.000336	0.000349	0.000374
Technical specification limit	1.0	1.0	1.0	1.0	1.0	1.0	1.0	1.0	1.0	1.0	1.0	1.0
Indicator value	0.1	0	0	0	0	0	0	0	0	0	0	0

Licensee Comments: none

Reactor Coolant System Leakage



Thresholds: White > 50.0 Yellow > 100.0

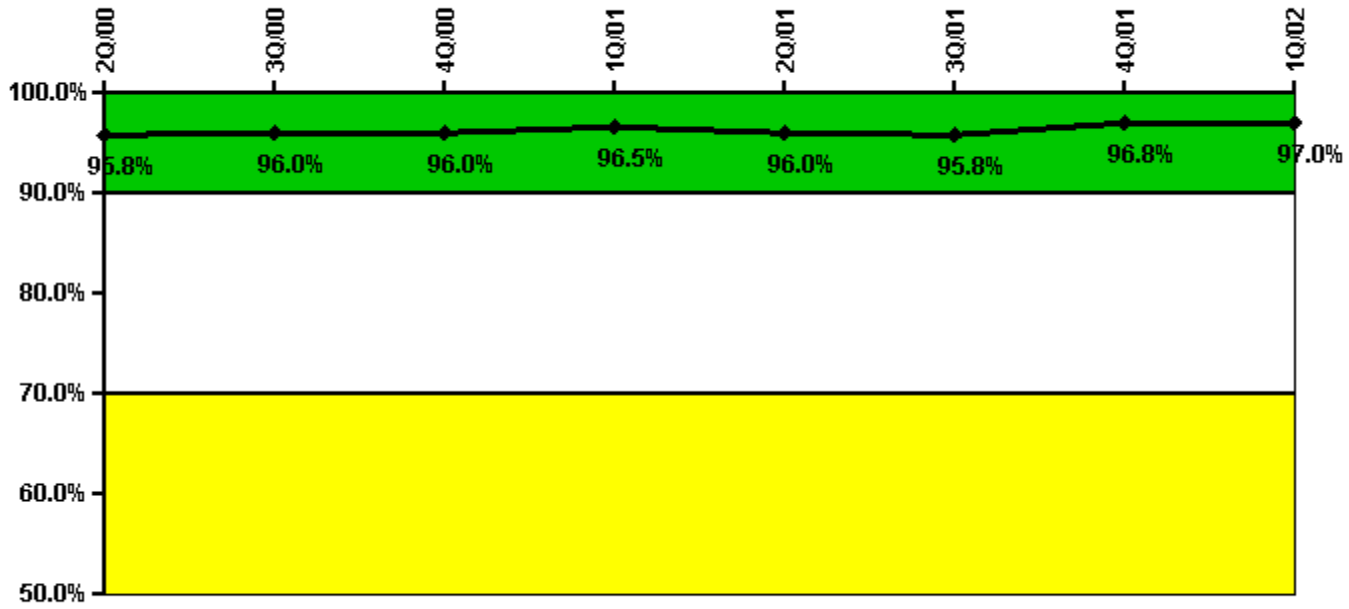
Notes

Reactor Coolant System Leakage	4/00	5/00	6/00	7/00	8/00	9/00	10/00	11/00	12/00	1/01	2/01	3/01
Maximum leakage	0.323	0.401	0.183	0.267	0.278	0.176	0.170	0.150	0.160	0.180	0.160	0.160
Technical specification limit	10.0	10.0	10.0	10.0	10.0	10.0	10.0	10.0	10.0	10.0	10.0	10.0
Indicator value	3.2	4.0	1.8	2.7	2.8	1.8	1.7	1.5	1.6	1.8	1.6	1.6

Reactor Coolant System Leakage	4/01	5/01	6/01	7/01	8/01	9/01	10/01	11/01	12/01	1/02	2/02	3/02
Maximum leakage	0.150	0.520	0.400	0.410	0.520	0.420	0.430	0.490	0.536	0.570	0.584	0.387
Technical specification limit	10.0	10.0	10.0	10.0	10.0	10.0	10.0	10.0	10.0	10.0	10.0	10.0
Indicator value	1.5	5.2	4.0	4.1	5.2	4.2	4.3	4.9	5.4	5.7	5.8	3.9

Licensee Comments: none

Drill/Exercise Performance



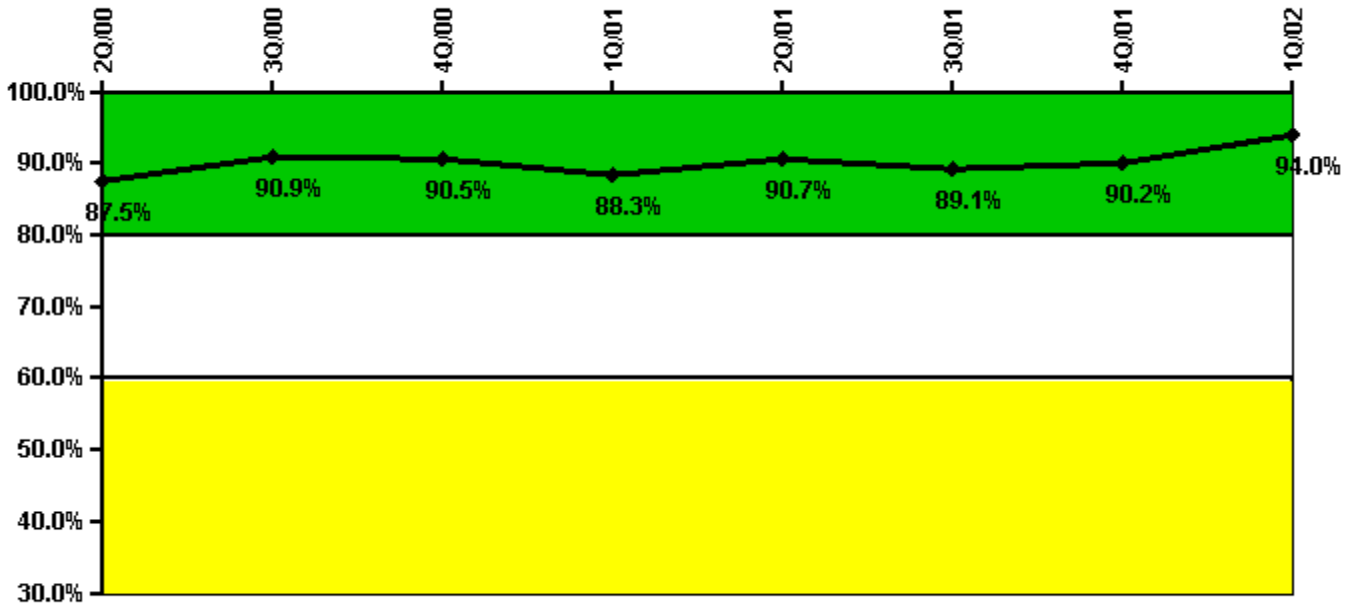
Thresholds: White < 90.0% Yellow < 70.0%

Notes

Drill/Exercise Performance	2Q/00	3Q/00	4Q/00	1Q/01	2Q/01	3Q/01	4Q/01	1Q/02
Successful opportunities	18.0	26.0	0	0	27.0	10.0	10.0	6.0
Total opportunities	18.0	27.0	0	0	29.0	10.0	10.0	6.0
Indicator value	95.8%	96.0%	96.0%	96.5%	96.0%	95.8%	96.8%	97.0%

Licensee Comments: none

ERO Drill Participation



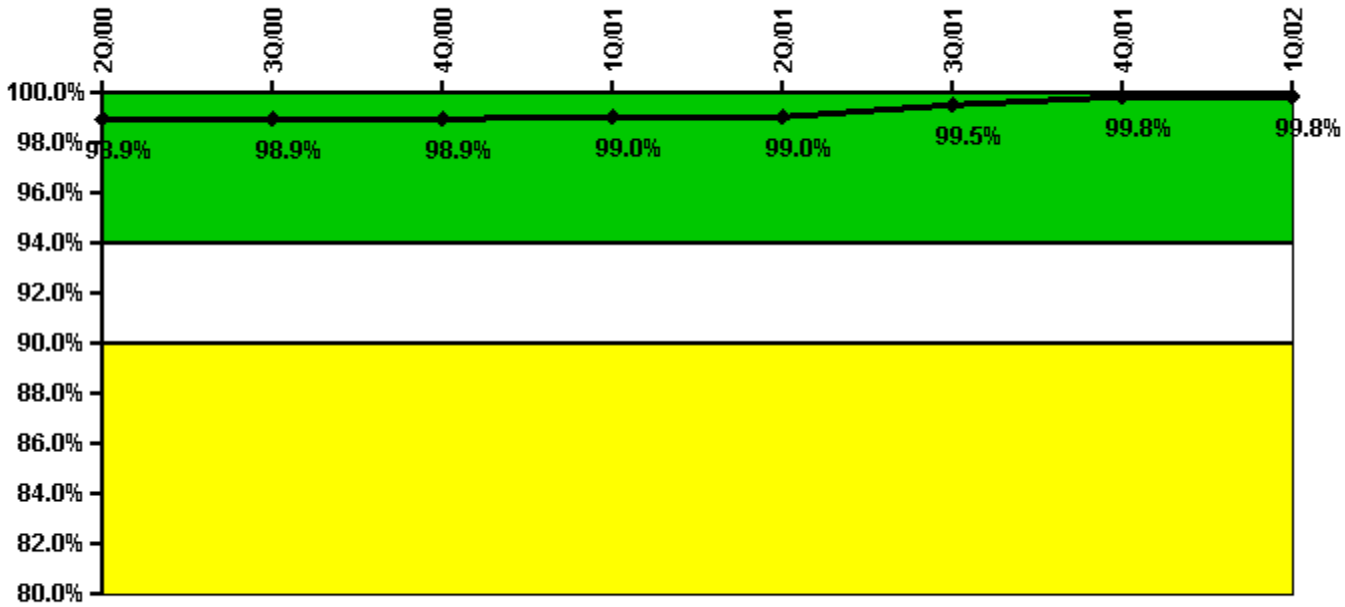
Thresholds: White < 80.0% Yellow < 60.0%

Notes

ERO Drill Participation	2Q/00	3Q/00	4Q/00	1Q/01	2Q/01	3Q/01	4Q/01	1Q/02
Participating Key personnel	56.0	60.0	57.0	53.0	49.0	49.0	46.0	47.0
Total Key personnel	64.0	66.0	63.0	60.0	54.0	55.0	51.0	50.0
Indicator value	87.5%	90.9%	90.5%	88.3%	90.7%	89.1%	90.2%	94.0%

Licensee Comments: none

Alert & Notification System



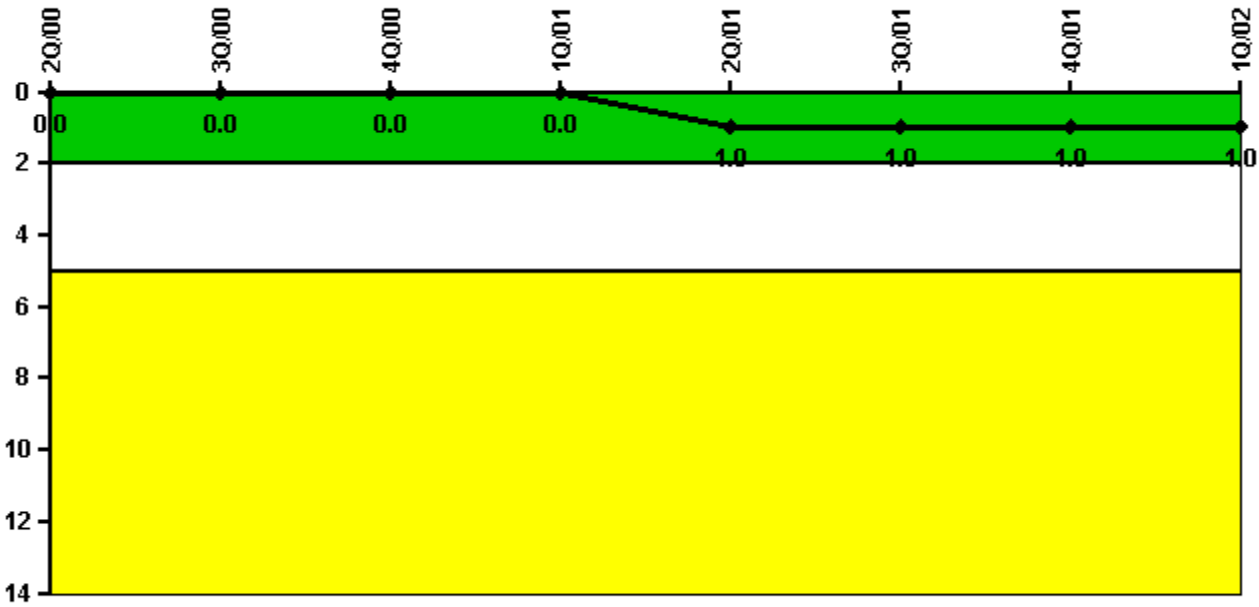
Thresholds: White < 94.0% Yellow < 90.0%

Notes

Alert & Notification System	2Q/00	3Q/00	4Q/00	1Q/01	2Q/01	3Q/01	4Q/01	1Q/02
Successful siren-tests	626	617	668	584	627	629	719	630
Total sirens-tests	630	630	675	585	630	630	720	630
Indicator value	98.9%	98.9%	98.9%	99.0%	99.0%	99.5%	99.8%	99.8%

Licensee Comments: none

Occupational Exposure Control Effectiveness



Thresholds: White > 2.0 Yellow > 5.0

Notes

Occupational Exposure Control Effectiveness	2Q/00	3Q/00	4Q/00	1Q/01	2Q/01	3Q/01	4Q/01	1Q/02
High radiation area occurrences	0	0	0	0	1	0	0	0
Very high radiation area occurrences	0	0	0	0	0	0	0	0
Unintended exposure occurrences	0	0	0	0	0	0	0	0
Indicator value	0	0	0	0	1	1	1	1

Licensee Comments: none

RETS/ODCM Radiological Effluent



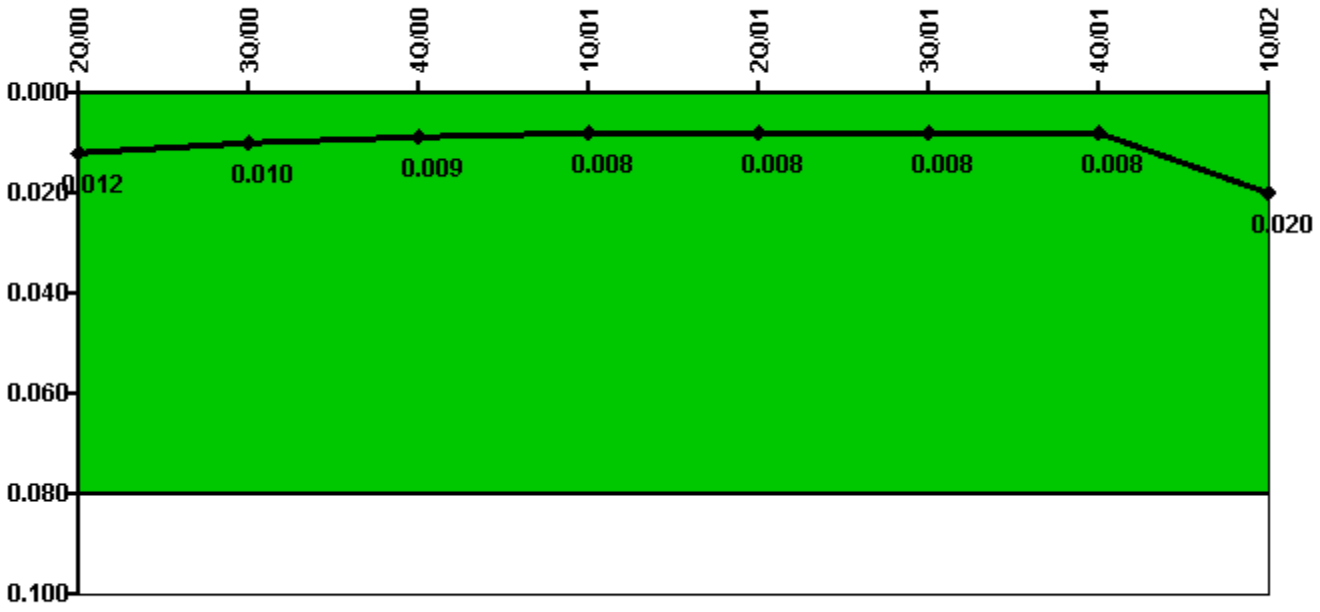
Thresholds: White > 1.0 Yellow > 3.0

Notes

RETS/ODCM Radiological Effluent	2Q/00	3Q/00	4Q/00	1Q/01	2Q/01	3Q/01	4Q/01	1Q/02
RETS/ODCM occurrences	0	0	0	0	0	0	0	0
Indicator value	0	0	0	0	0	0	0	0

Licensee Comments: none

Protected Area Security Performance Index



Thresholds: White > 0.080

Notes

Protected Area Security Performance Index	2Q/00	3Q/00	4Q/00	1Q/01	2Q/01	3Q/01	4Q/01	1Q/02
IDS compensatory hours	45.72	97.88	71.13	16.38	28.52	41.14	62.05	52.60
CCTV compensatory hours	3.8	0	0.3	2.1	9.7	31.7	9.2	211.0
IDS normalization factor	1.55	1.70	1.70	1.70	1.70	1.70	1.70	1.70
CCTV normalization factor	1.1	1.1	1.1	1.1	1.1	1.1	1.1	1.1
Index Value	0.012	0.010	0.009	0.008	0.008	0.008	0.008	0.020

Licensee Comments: none

Personnel Screening Program



Thresholds: White > 2.0 Yellow > 5.0

Notes

Personnel Screening Program	2Q/00	3Q/00	4Q/00	1Q/01	2Q/01	3Q/01	4Q/01	1Q/02
Program failures	0	0	0	0	0	0	0	0
Indicator value	0	0	0	0	0	0	0	0

Licensee Comments: none

FFD/Personnel Reliability



Thresholds: White > 2.0 Yellow > 5.0

Notes

FFD/Personnel Reliability	2Q/00	3Q/00	4Q/00	1Q/01	2Q/01	3Q/01	4Q/01	1Q/02
Program Failures	0	0	0	0	0	0	0	0
Indicator value	0	0	0	0	0	0	0	0

Licensee Comments: none

▲ [PI Summary](#) | [Inspection Findings Summary](#) | [Reactor Oversight Process](#)

Last Modified: May 1, 2002