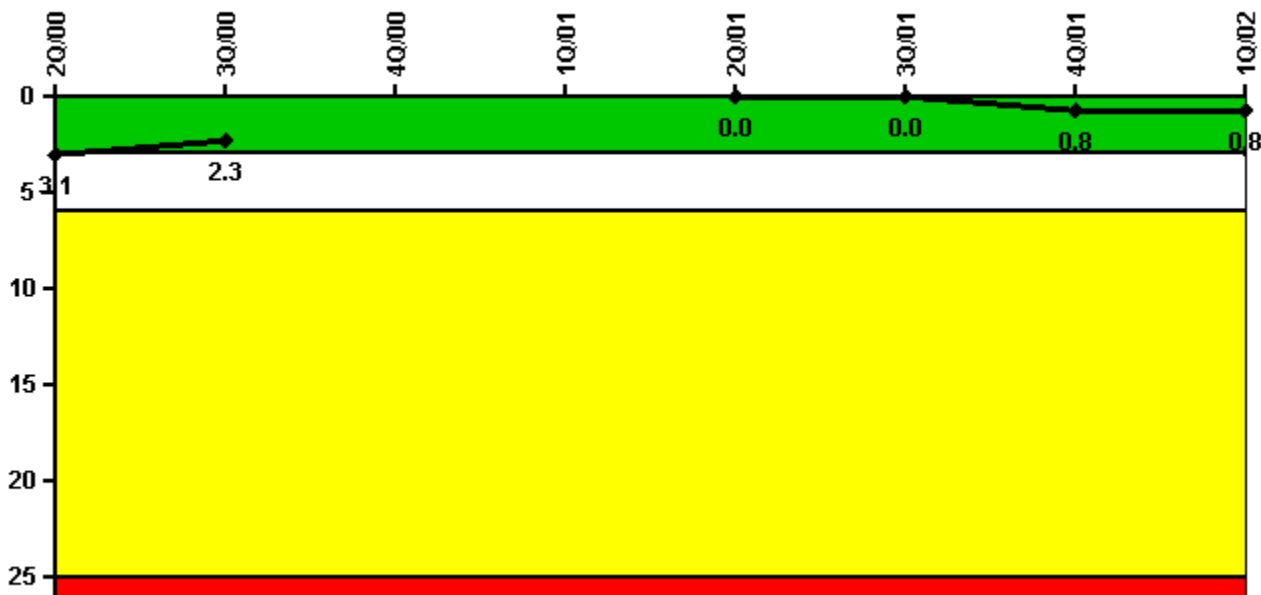


Indian Point 2

1Q/2002 Performance Indicators

Licensee's General Comments: none

Unplanned Scrams per 7000 Critical Hrs



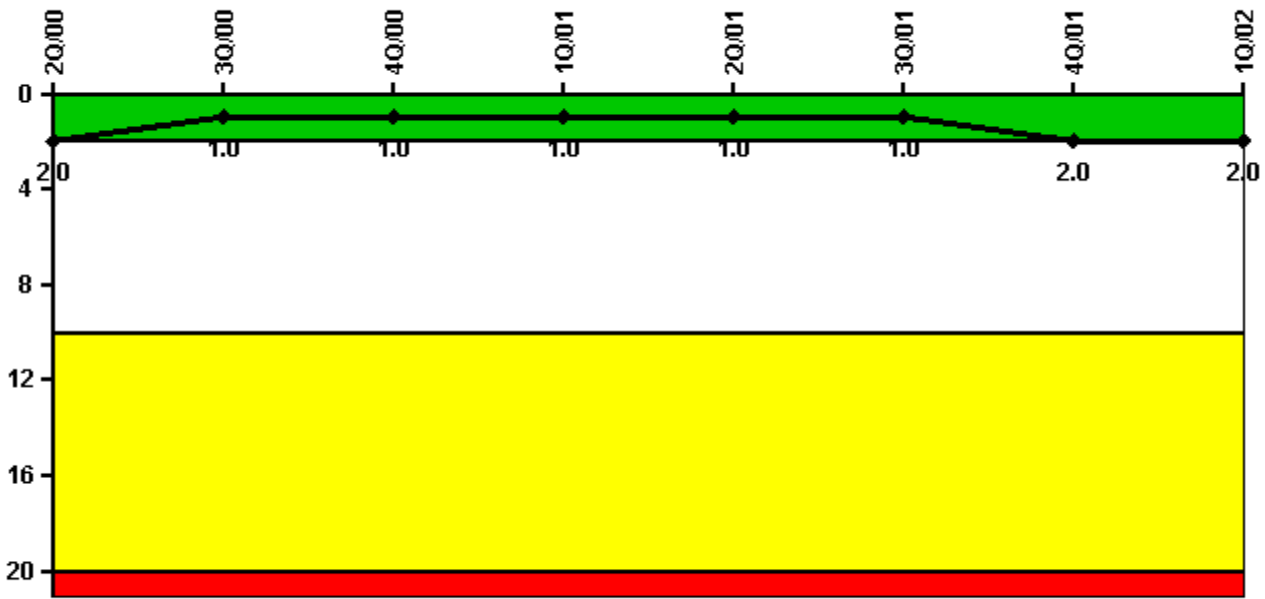
Thresholds: White > 3.0 Yellow > 6.0 Red > 25.0

Notes

Unplanned Scrams per 7000 Critical Hrs	2Q/00	3Q/00	4Q/00	1Q/01	2Q/01	3Q/01	4Q/01	1Q/02
Unplanned scrams	0	0	0	0	0	0	1.0	0
Critical hours	0	0	44.2	2160.0	2183.0	2208.0	1963.0	2160.0
Indicator value	3.1	2.3	N/A	N/A	0	0	0.8	0.8

Licensee Comments: none

Scrams with Loss of Normal Heat Removal



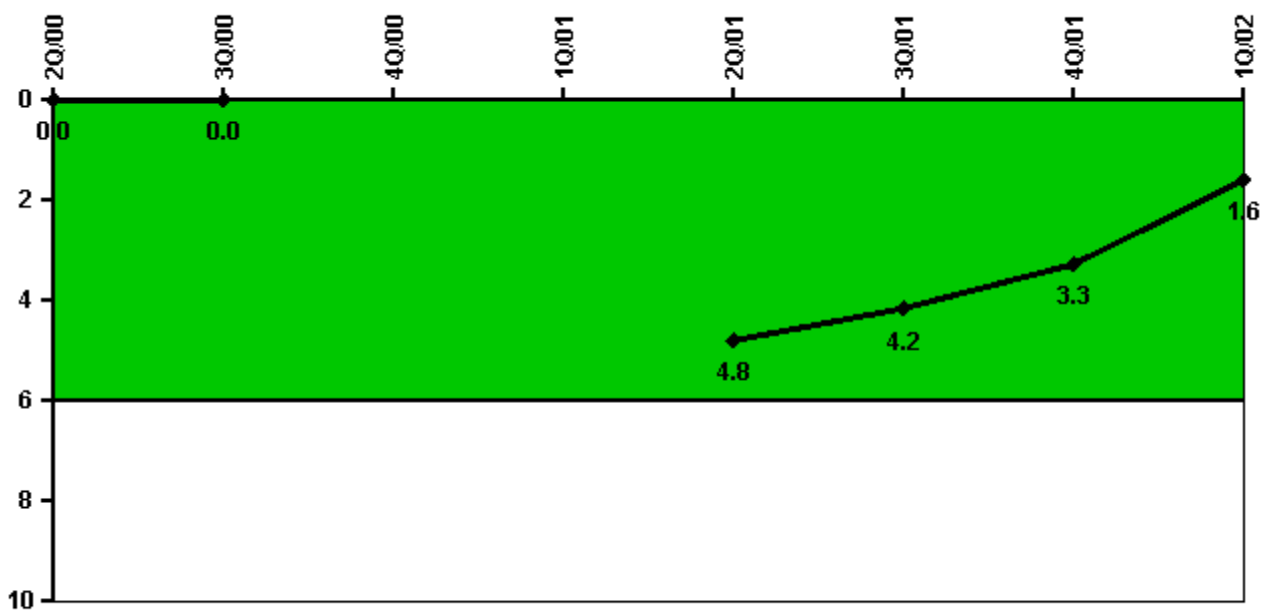
Thresholds: White > 2.0 Yellow > 10.0 Red > 20.0

Notes

Scrams with Loss of Normal Heat Removal	2Q/00	3Q/00	4Q/00	1Q/01	2Q/01	3Q/01	4Q/01	1Q/02
Scrams	0	0	0	0	0	0	1.0	0
Indicator value	2.0	1.0	1.0	1.0	1.0	1.0	2.0	2.0

Licensee Comments: none

Unplanned Power Changes per 7000 Critical Hrs



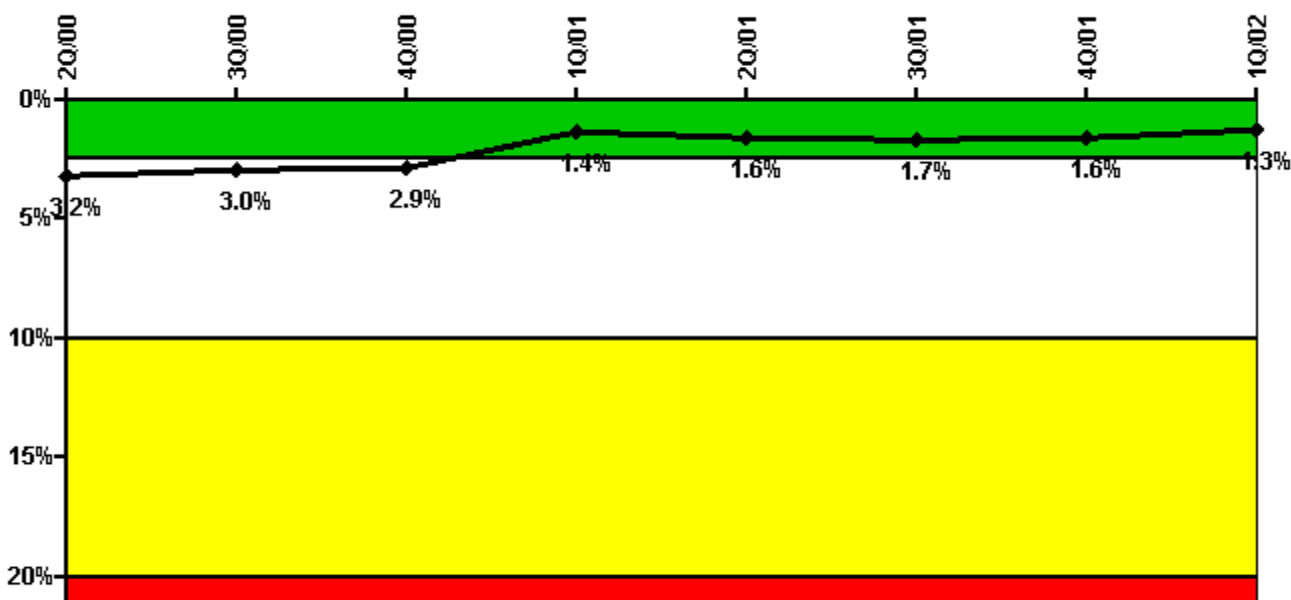
Thresholds: White > 6.0

Notes

Unplanned Power Changes per 7000 Critical Hrs	2Q/00	3Q/00	4Q/00	1Q/01	2Q/01	3Q/01	4Q/01	1Q/02
Unplanned power changes	0	0	0	2.0	1.0	1.0	0	0
Critical hours	0	0	44.2	2160.0	2183.0	2208.0	1963.0	2160.0
Indicator value	0	0	N/A	N/A	4.8	4.2	3.3	1.6

Licensee Comments: none

Safety System Unavailability, Emergency AC Power, >2EDG



Thresholds: White > 2.5% Yellow > 10.0% Red > 20.0%

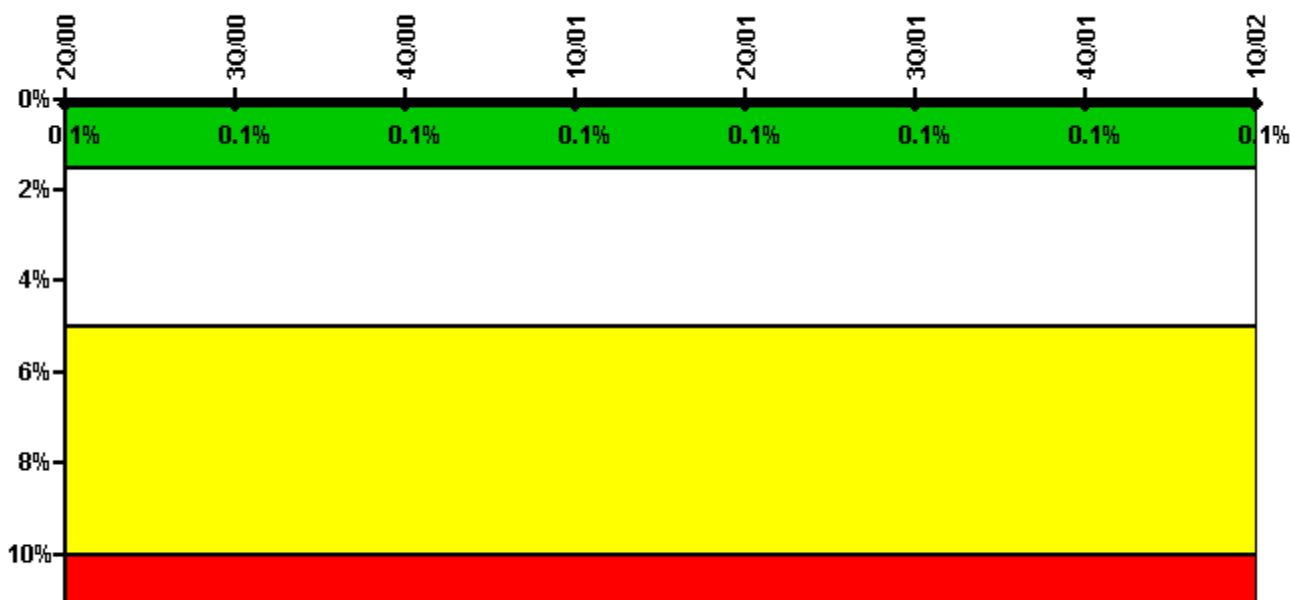
Notes

Safety System Unavailability, Emergency AC Power, >2EDG	2Q/00	3Q/00	4Q/00	1Q/01	2Q/01	3Q/01	4Q/01	1Q/02
Train 1								
Planned unavailable hours	0	0	0	7.30	111.65	8.80	0	0
Unplanned unavailable hours	0	0	0	0.80	32.93	0	0	0.08
Fault exposure hours	0	0	0	0	0	0	0	0
Effective Reset hours	0	0	0	0	0	0	0	0
Required hours	2184.00	2208.00	2208.00	2160.00	2183.00	2208.00	2208.00	2160.00
Train 2								
Planned unavailable hours	0	0	0	125.87	9.92	51.58	0	34.80
Unplanned unavailable hours	0	0	0	0.63	1.03	0	10.20	18.67
Fault exposure hours	0	0	0	0	0	0	0	0
Effective Reset hours	0	0	0	0	0	0	0	0
Required hours	2184.00	2208.00	2208.00	2160.00	2183.00	2208.00	2208.00	2160.00
Train 3								
Planned unavailable hours	0	0	0	81.62	28.93	86.63	0	39.72
Unplanned unavailable hours	0	0	0	0.88	29.03	0	4.85	23.08
Fault exposure hours	0	0	0	0	0	0	0	0
Effective Reset hours	0	0	0	1443.93	0	0	0	0
Required hours	2184.00	2208.00	2208.00	2160.00	2183.00	2208.00	2208.00	2160.00
Indicator value	3.2%	3.0%	2.9%	1.4%	1.6%	1.7%	1.6%	1.3%

Licensee Comments:

1Q/02: Engineering assessment ongoing for determining 23 EDG Governor failure mode and effect, if any, on fault exposure hours.

Safety System Unavailability, High Pressure Injection System (HPSI)



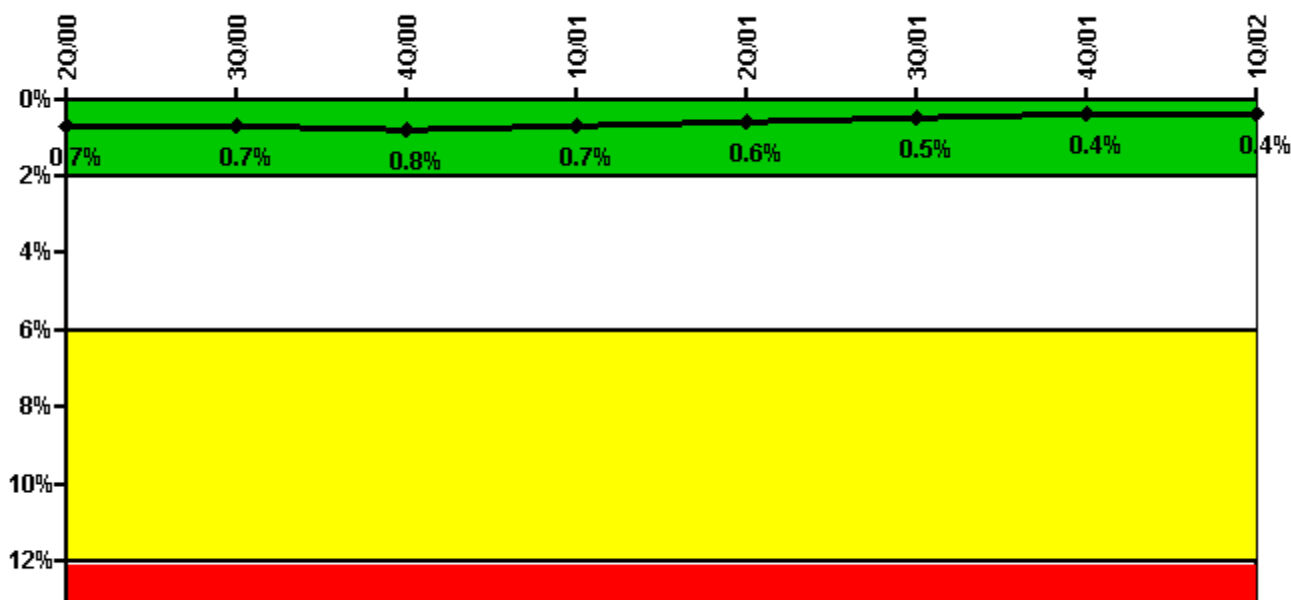
Thresholds: White > 1.5% Yellow > 5.0% Red > 10.0%

Notes

Safety System Unavailability, High Pressure Injection System (HPSI)	2Q/00	3Q/00	4Q/00	1Q/01	2Q/01	3Q/01	4Q/01	1Q/02
Train 1								
Planned unavailable hours	0	0	0	1.00	5.50	1.00	0.23	0.68
Unplanned unavailable hours	0	0	0	0	0	0	0	0
Fault exposure hours	0	0	0	0	0	0	0	0
Effective Reset hours	0	0	0	0	0	0	0	0
Required hours	0	0	44.17	2160.00	2183.00	2208.00	1962.98	2160.00
Train 2								
Planned unavailable hours	0	0	0	6.00	2.53	6.56	0	0.28
Unplanned unavailable hours	0	0	0	0	0	0	0.17	0
Fault exposure hours	0	0	0	0	0	0	0	0
Effective Reset hours	0	0	0	0	0	0	0	0
Required hours	0	0	44.17	2160.00	2183.00	2208.00	1962.98	2160.00
Train 3								
Planned unavailable hours	0	0	0	4.00	0.40	3.83	0.32	0.41
Unplanned unavailable hours	0	0	0	0	0	0	0	0
Fault exposure hours	0	0	0	0	0	0	0	0
Effective Reset hours	0	0	0	0	0	0	0	0
Required hours	0	0	44.17	2160.00	2183.00	2208.00	1962.98	2160.00
Indicator value	0.1%	0.1%	0.1%	0.1%	0.1%	0.1%	0.1%	0.1%

Licensee Comments: none

Safety System Unavailability, Heat Removal System (AFW)



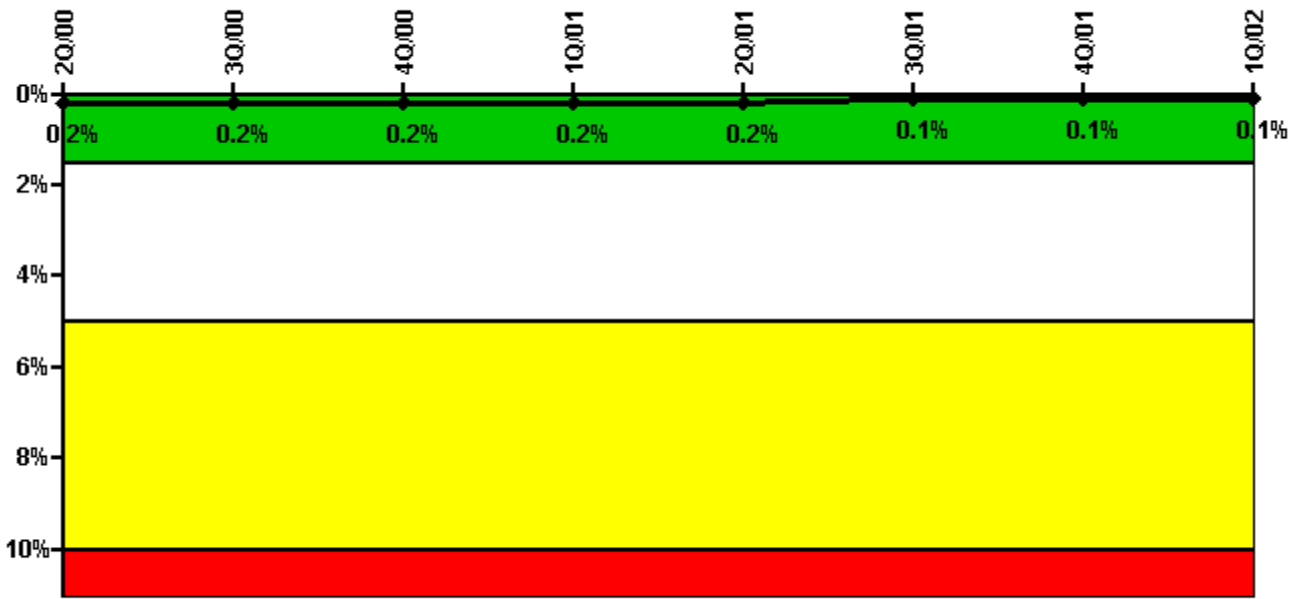
Thresholds: White > 2.0% Yellow > 6.0% Red > 12.0%

Notes

Safety System Unavailability, Heat Removal System (AFW)	2Q/00	3Q/00	4Q/00	1Q/01	2Q/01	3Q/01	4Q/01	1Q/02
Train 1								
Planned unavailable hours	0	0	0	5.00	5.10	8.50	0	0.71
Unplanned unavailable hours	0	0	0	0.40	0	0	12.37	33.75
Fault exposure hours	0	0	0	0	0	0	0	0
Effective Reset hours	0	0	0	0	0	0	0	0
Required hours	0	0	44.17	2160.00	2183.00	2208.00	1962.98	2160.00
Train 2								
Planned unavailable hours	0	0	0	5.75	5.80	6.17	0.96	2.38
Unplanned unavailable hours	0	0	0	0.42	0	0	1.65	0
Fault exposure hours	0	0	0	0	0	0	0	0
Effective Reset hours	0	0	0	0	0	0	0	0
Required hours	0	0	44.17	2160.00	2183.00	2208.00	1962.98	2160.00
Train 3								
Planned unavailable hours	0	0	0	13.50	2.50	1.30	12.70	0.33
Unplanned unavailable hours	0	0	0	4.42	3.50	0	0	0
Fault exposure hours	0	0	0	0	0	0	0	0
Effective Reset hours	0	0	0	0	0	0	0	0
Required hours	0	0	44.17	2160.00	2183.00	2208.00	1962.98	2160.00
Indicator value	0.7%	0.7%	0.8%	0.7%	0.6%	0.5%	0.4%	0.4%

Licensee Comments: none

Safety System Unavailability, Residual Heat Removal System



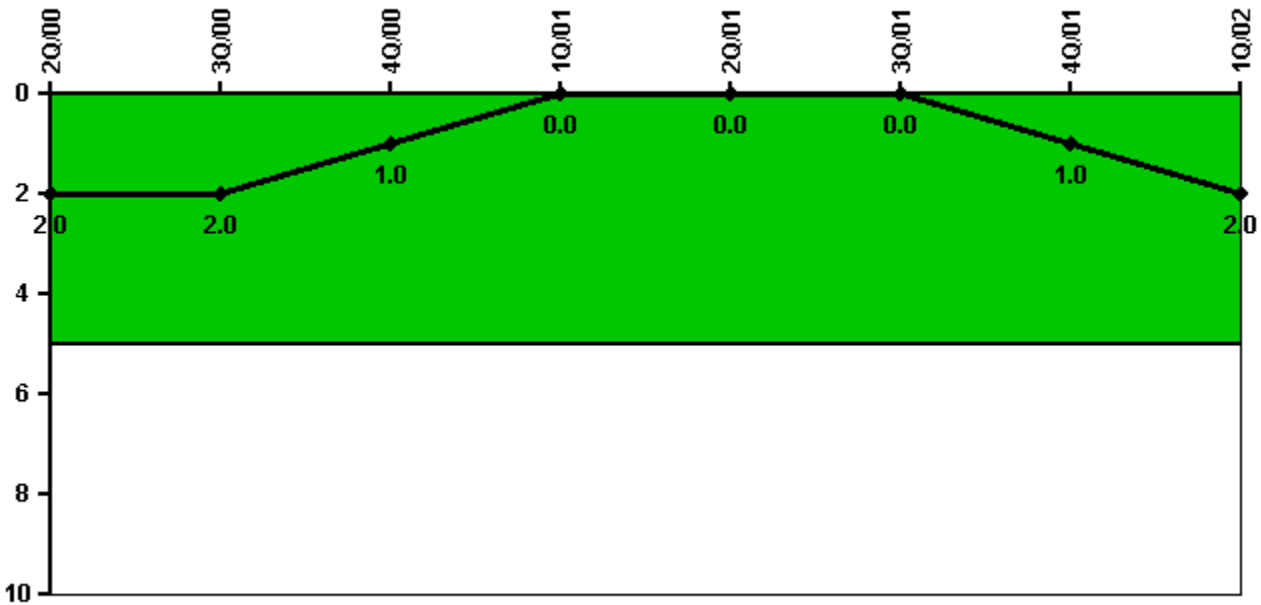
Thresholds: White > 1.5% Yellow > 5.0% Red > 10.0%

Notes

Safety System Unavailability, Residual Heat Removal System	2Q/00	3Q/00	4Q/00	1Q/01	2Q/01	3Q/01	4Q/01	1Q/02
Train 1								
Planned unavailable hours	0	0	0	8.00	4.50	0.25	0	0.45
Unplanned unavailable hours	0	0	0	6.40	0	0	0.17	0
Fault exposure hours	0	0	0	0	0	0	0	0
Effective Reset hours	0	0	0	0	0	0	0	0
Required hours	0	1163.00	957.10	2160.00	2183.00	2208.00	2209.00	2160.00
Train 2								
Planned unavailable hours	0	0	0	0	0.50	0.08	0	0.86
Unplanned unavailable hours	0	0	0	4.50	0	0	0	0
Fault exposure hours	0	0	0	0	0	0	0	0
Effective Reset hours	0	0	0	0	0	0	0	0
Required hours	0	1163.00	957.10	2160.00	2183.00	2208.00	2209.00	2160.00
Train 3								
Planned unavailable hours	0	0	0	0	0	0	0	0
Unplanned unavailable hours	0	0	0	0	0	0	0	0
Fault exposure hours	0	0	0	0	0	0	0	0
Effective Reset hours	0	0	0	0	0	0	0	0
Required hours	0	1163.00	957.10	2160.00	2183.00	2208.00	2209.00	2160.00
Train 4								
Planned unavailable hours	0	0	0	0	0	0	0	0
Unplanned unavailable hours	0	0	0	0	0	0	0	0
Fault exposure hours	0	0	0	0	0	0	0	0
Effective Reset hours	0	0	0	0	0	0	0	0
Required hours	0	1163.00	957.10	2160.00	2183.00	2208.00	2209.00	2160.00
Indicator value	0.2%	0.2%	0.2%	0.2%	0.2%	0.1%	0.1%	0.1%

Licensee Comments: none

Safety System Functional Failures (PWR)



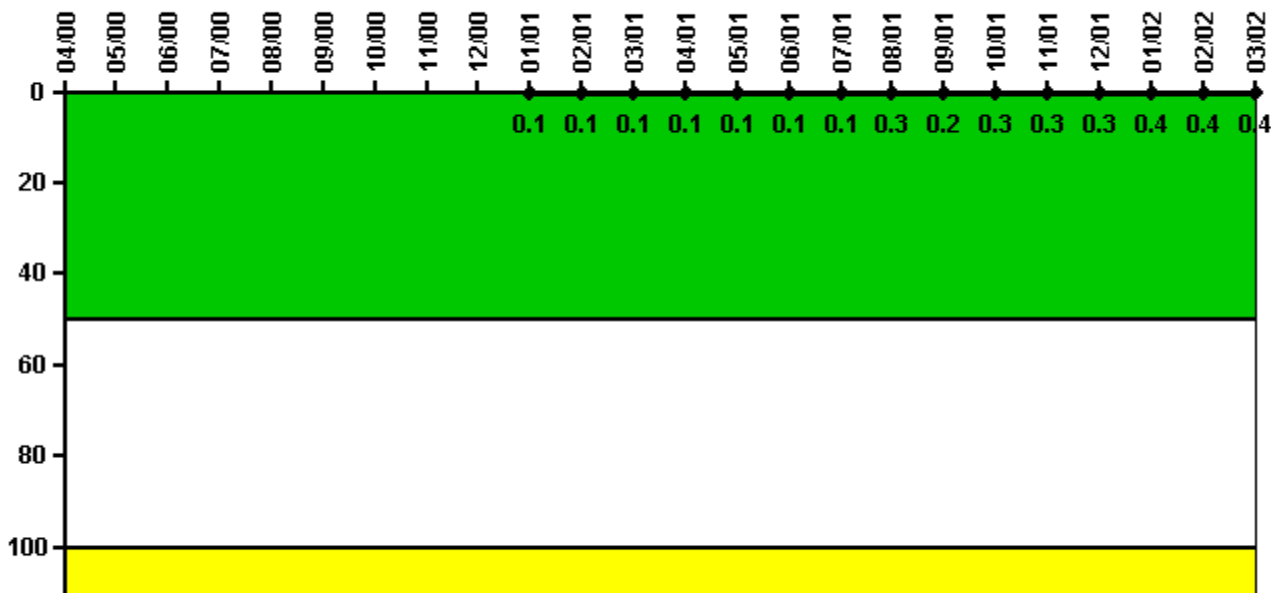
Thresholds: White > 5.0

Notes

Safety System Functional Failures (PWR)	2Q/00	3Q/00	4Q/00	1Q/01	2Q/01	3Q/01	4Q/01	1Q/02
Safety System Functional Failures	0	0	0	0	0	0	1	1
Indicator value	2	2	1	0	0	0	1	2

Licensee Comments: none

Reactor Coolant System Activity



Thresholds: White > 50.0 Yellow > 100.0

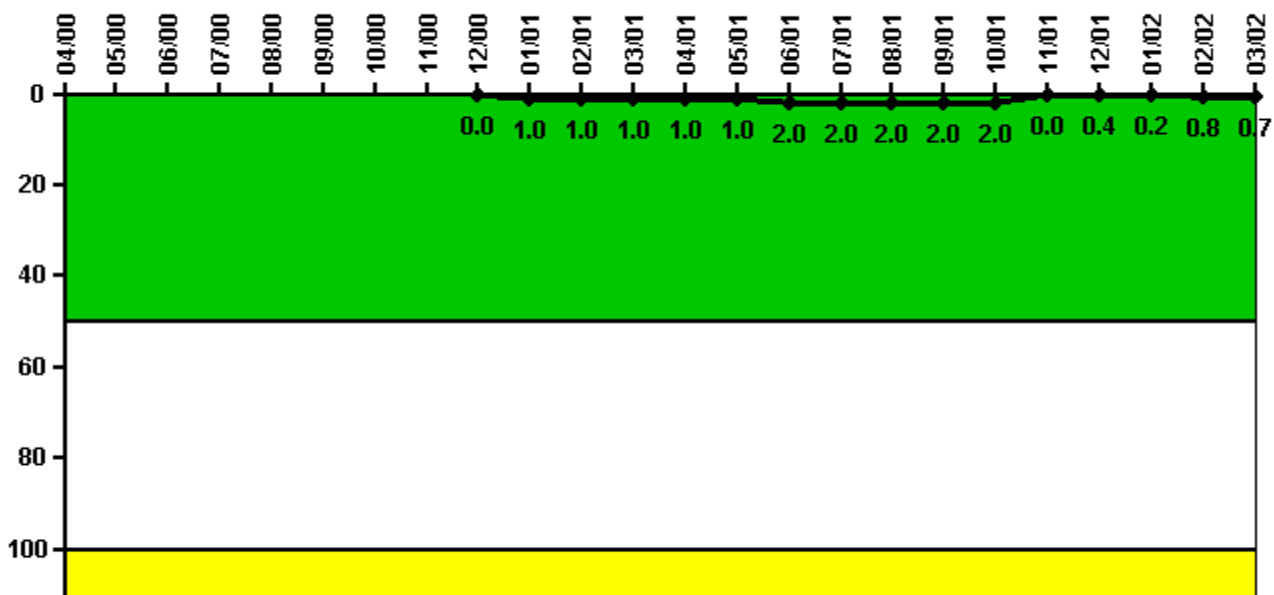
Notes

Reactor Coolant System Activity	4/00	5/00	6/00	7/00	8/00	9/00	10/00	11/00	12/00	1/01	2/01	3/01
Maximum activity	N/A	N/A	N/A	N/A	N/A	N/A	N/A	N/A	N/A	0.000600	0.000700	0.000800
Technical specification limit	1.0	1.0	1.0	1.0	1.0	1.0	1.0	1.0	1.0	1.0	1.0	1.0
Indicator value	N/A	N/A	N/A	N/A	N/A	N/A	N/A	N/A	N/A	0.1	0.1	0.1

Reactor Coolant System Activity	4/01	5/01	6/01	7/01	8/01	9/01	10/01	11/01	12/01	1/02	2/02	3/02
Maximum activity	0.000770	0.000790	0.001400	0.001100	0.002700	0.001600	0.002500	0.002900	0.003400	0.003800	0.004300	0.004300
Technical specification limit	1.0	1.0	1.0	1.0	1.0	1.0	1.0	1.0	1.0	1.0	1.0	1.0
Indicator value	0.1	0.1	0.1	0.1	0.3	0.2	0.3	0.3	0.3	0.4	0.4	0.4

Licensee Comments: none

Reactor Coolant System Leakage



Thresholds: White > 50.0 Yellow > 100.0

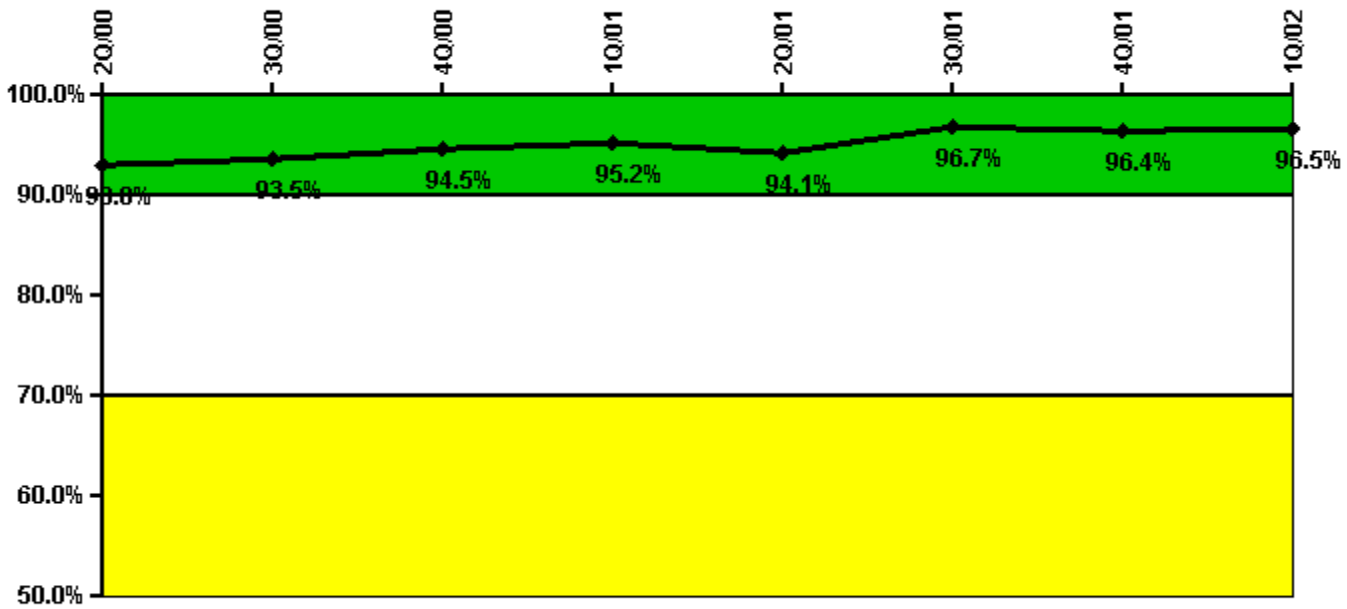
Notes

Reactor Coolant System Leakage	4/00	5/00	6/00	7/00	8/00	9/00	10/00	11/00	12/00	1/01	2/01	3/01
Maximum leakage	N/A	N/A	N/A	N/A	N/A	N/A	N/A	N/A	0	0.100	0.100	0.100
Technical specification limit	10.0	10.0	10.0	10.0	10.0	10.0	10.0	10.0	10.0	10.0	10.0	10.0
Indicator value	N/A	N/A	N/A	N/A	N/A	N/A	N/A	N/A	0	1.0	1.0	1.0

Reactor Coolant System Leakage	4/01	5/01	6/01	7/01	8/01	9/01	10/01	11/01	12/01	1/02	2/02	3/02
Maximum leakage	0.100	0.100	0.200	0.200	0.200	0.200	0.200	0	0.039	0.019	0.077	0.068
Technical specification limit	10.0	10.0	10.0	10.0	10.0	10.0	10.0	10.0	10.0	10.0	10.0	10.0
Indicator value	1.0	1.0	2.0	2.0	2.0	2.0	2.0	0	0.4	0.2	0.8	0.7

Licensee Comments: none

Drill/Exercise Performance



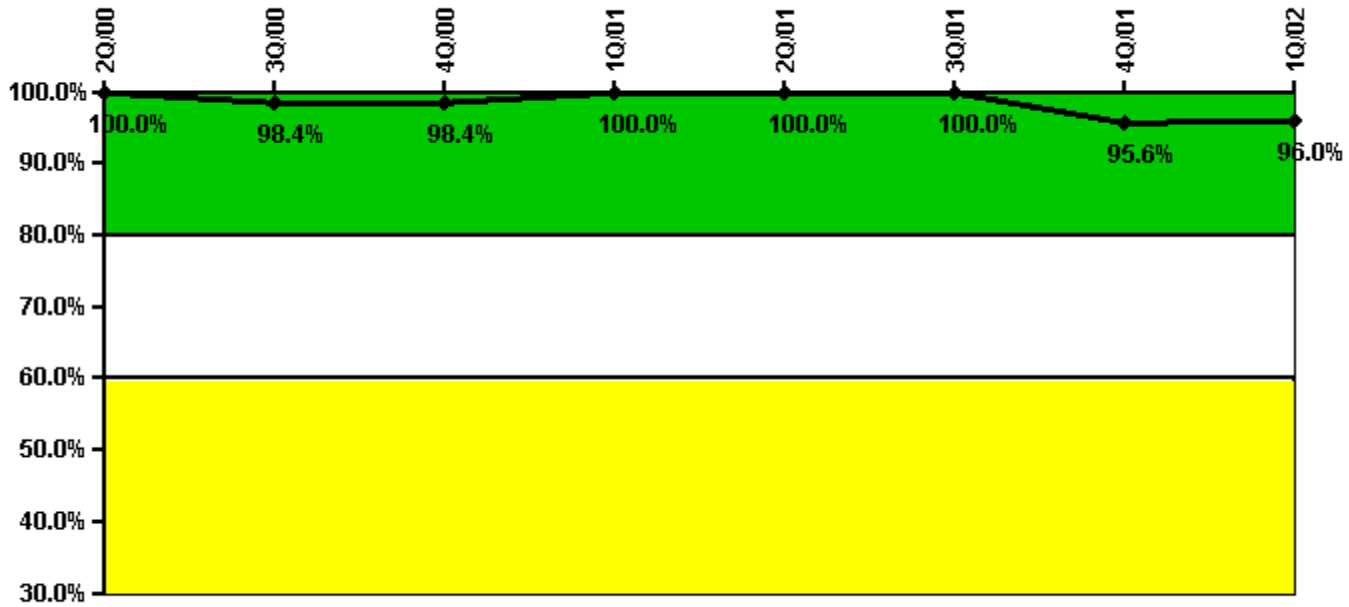
Thresholds: White < 90.0% Yellow < 70.0%

Notes

Drill/Exercise Performance	2Q/00	3Q/00	4Q/00	1Q/01	2Q/01	3Q/01	4Q/01	1Q/02
Successful opportunities	30.0	9.0	13.0	28.0	15.0	26.0	10.0	6.0
Total opportunities	30.0	9.0	14.0	29.0	18.0	26.0	10.0	6.0
Indicator value	93.0%	93.5%	94.5%	95.2%	94.1%	96.7%	96.4%	96.5%

Licensee Comments: none

ERO Drill Participation



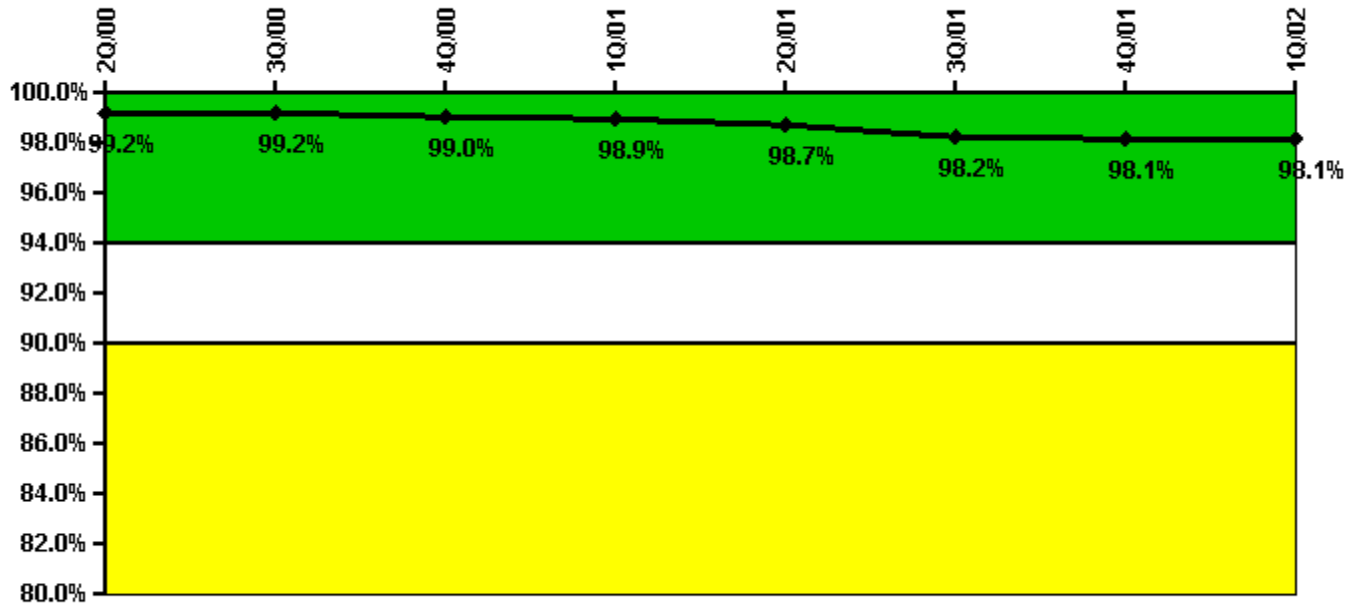
Thresholds: White < 80.0% Yellow < 60.0%

Notes

ERO Drill Participation	2Q/00	3Q/00	4Q/00	1Q/01	2Q/01	3Q/01	4Q/01	1Q/02
Participating Key personnel	67.0	63.0	62.0	48.0	48.0	45.0	43.0	48.0
Total Key personnel	67.0	64.0	63.0	48.0	48.0	45.0	45.0	50.0
Indicator value	100.0%	98.4%	98.4%	100.0%	100.0%	100.0%	95.6%	96.0%

Licensee Comments: none

Alert & Notification System



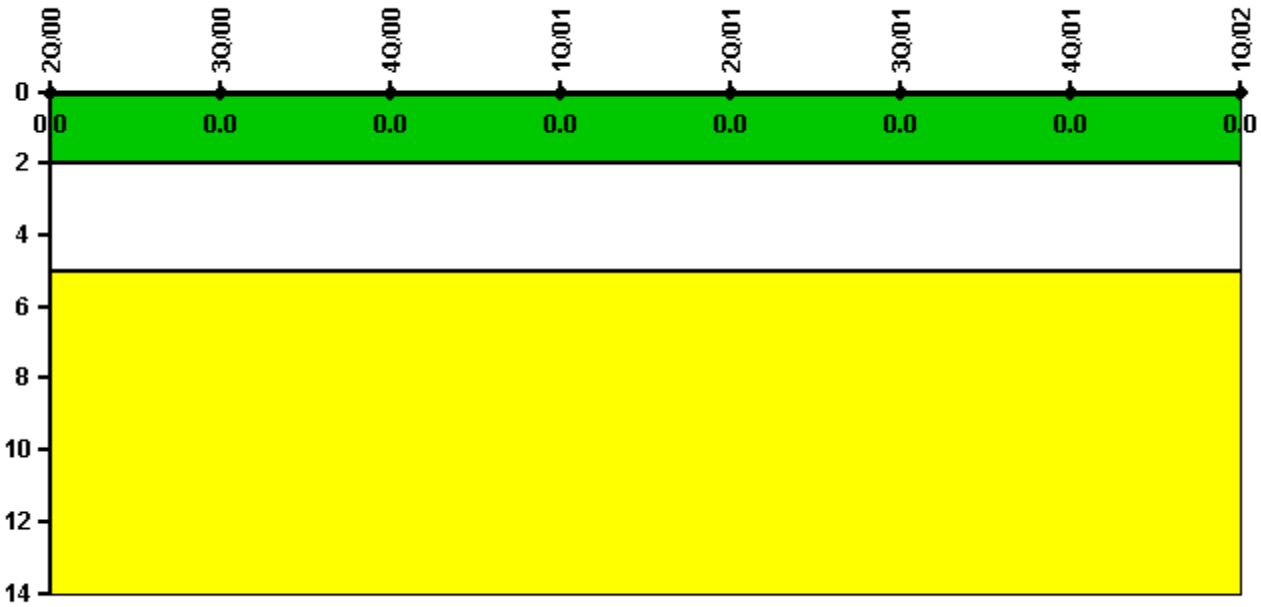
Thresholds: White < 94.0% Yellow < 90.0%

Notes

Alert & Notification System	2Q/00	3Q/00	4Q/00	1Q/01	2Q/01	3Q/01	4Q/01	1Q/02
Successful siren-tests	1225	914	906	1069	1062	997	1197	1003
Total sirens-tests	1232	924	924	1078	1078	1029	1222	1011
Indicator value	99.2%	99.2%	99.0%	98.9%	98.7%	98.2%	98.1%	98.1%

Licensee Comments: none

Occupational Exposure Control Effectiveness



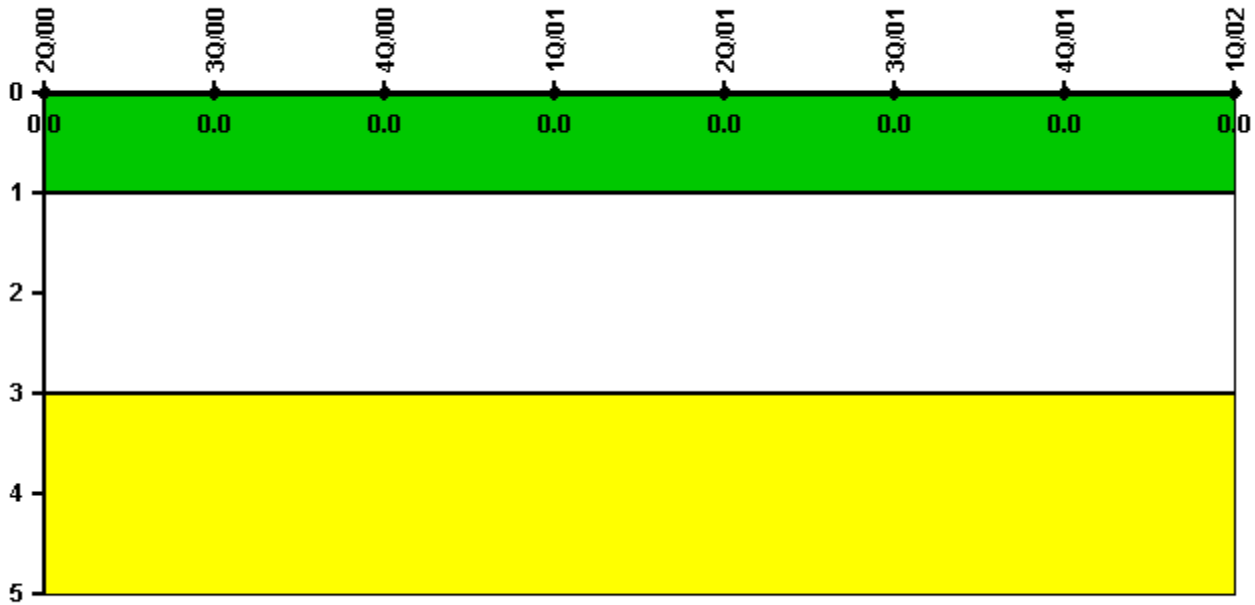
Thresholds: White > 2.0 Yellow > 5.0

Notes

Occupational Exposure Control Effectiveness	2Q/00	3Q/00	4Q/00	1Q/01	2Q/01	3Q/01	4Q/01	1Q/02
High radiation area occurrences	0	0	0	0	0	0	0	0
Very high radiation area occurrences	0	0	0	0	0	0	0	0
Unintended exposure occurrences	0	0	0	0	0	0	0	0
Indicator value	0	0	0	0	0	0	0	0

Licensee Comments: none

RETS/ODCM Radiological Effluent



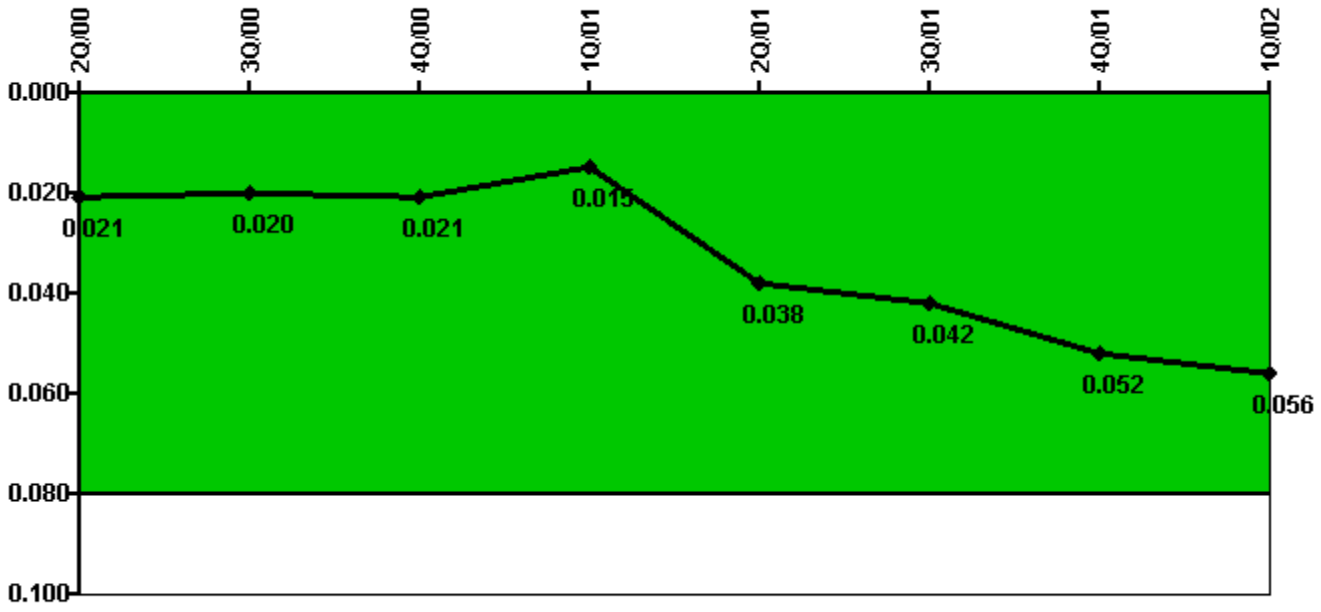
Thresholds: White > 1.0 Yellow > 3.0

Notes

RETS/ODCM Radiological Effluent	2Q/00	3Q/00	4Q/00	1Q/01	2Q/01	3Q/01	4Q/01	1Q/02
RETS/ODCM occurrences	0	0	0	0	0	0	0	0
Indicator value	0	0	0	0	0	0	0	0

Licensee Comments: none

Protected Area Security Performance Index



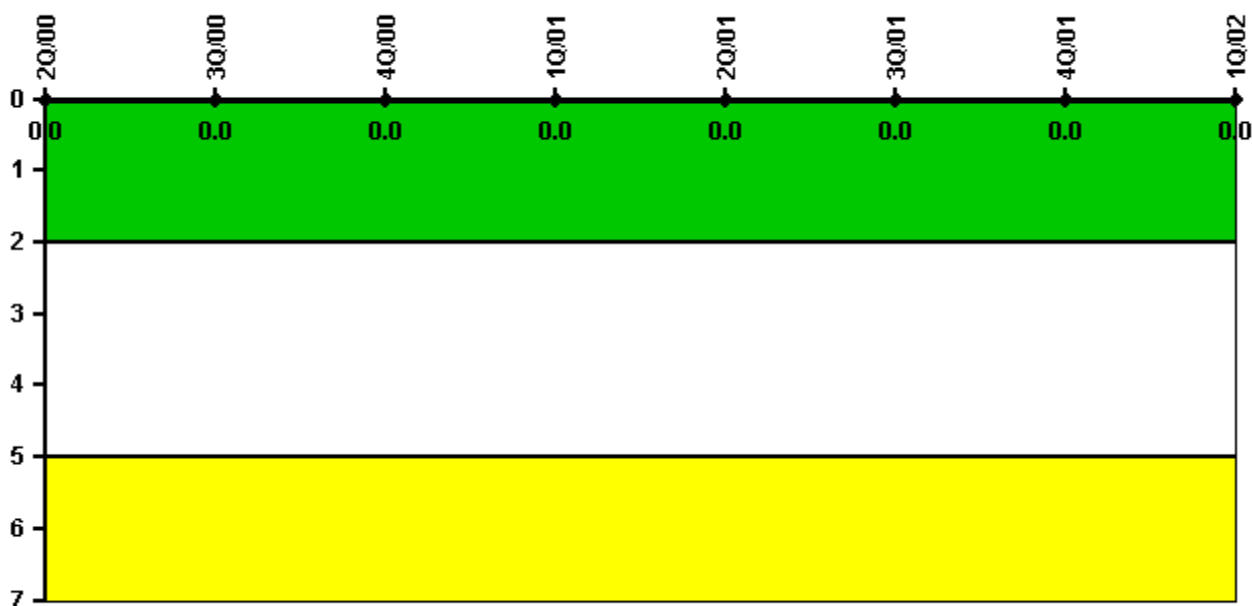
Thresholds: White > 0.080

Notes

Protected Area Security Performance Index	2Q/00	3Q/00	4Q/00	1Q/01	2Q/01	3Q/01	4Q/01	1Q/02
IDS compensatory hours	90.82	41.35	75.92	7.49	238.12	114.83	47.93	34.74
CCTV compensatory hours	0.6	26.7	6.3	21.0	285.2	25.8	219.3	72.6
IDS normalization factor	1.00	1.00	1.00	1.00	1.00	1.00	1.00	1.00
CCTV normalization factor	1.1	1.1	1.1	1.1	1.1	1.1	1.1	1.1
Index Value	0.021	0.020	0.021	0.015	0.038	0.042	0.052	0.056

Licensee Comments: none

Personnel Screening Program



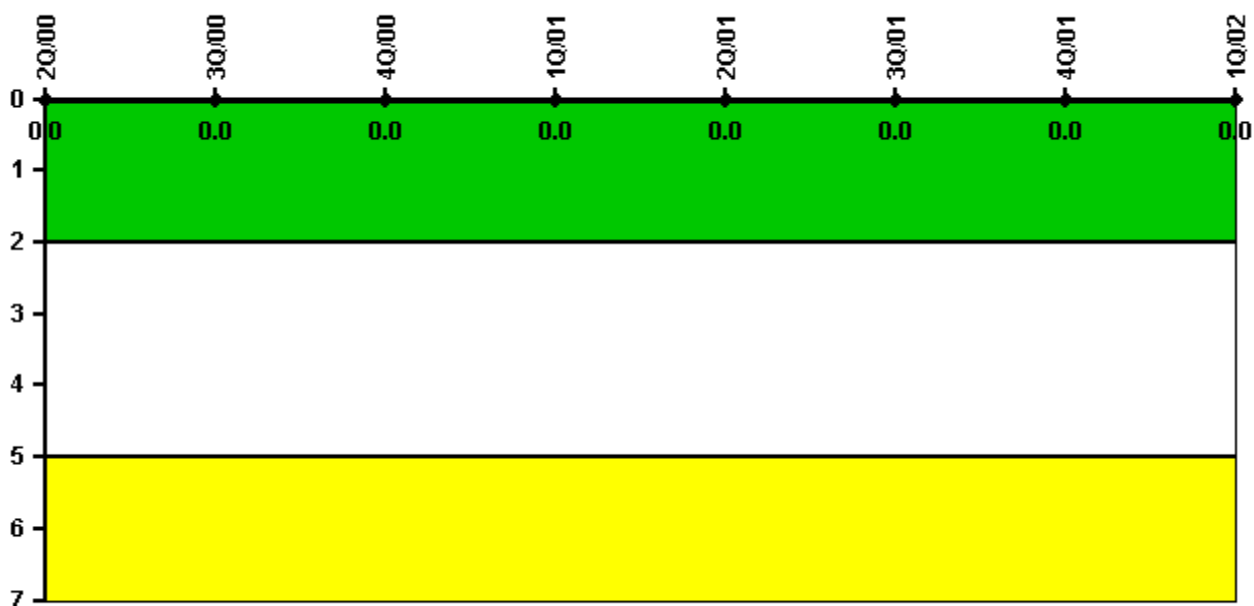
Thresholds: White > 2.0 Yellow > 5.0

Notes

Personnel Screening Program	2Q/00	3Q/00	4Q/00	1Q/01	2Q/01	3Q/01	4Q/01	1Q/02
Program failures	0	0	0	0	0	0	0	0
Indicator value	0	0	0	0	0	0	0	0

Licensee Comments: none

FFD/Personnel Reliability



Thresholds: White > 2.0 Yellow > 5.0

Notes

FFD/Personnel Reliability	2Q/00	3Q/00	4Q/00	1Q/01	2Q/01	3Q/01	4Q/01	1Q/02
Program Failures	0	0	0	0	0	0	0	0
Indicator value	0	0	0	0	0	0	0	0

Licensee Comments: none

▲ [PI Summary](#) | [Inspection Findings Summary](#) | [Reactor Oversight Process](#)

Last Modified: May 1, 2002