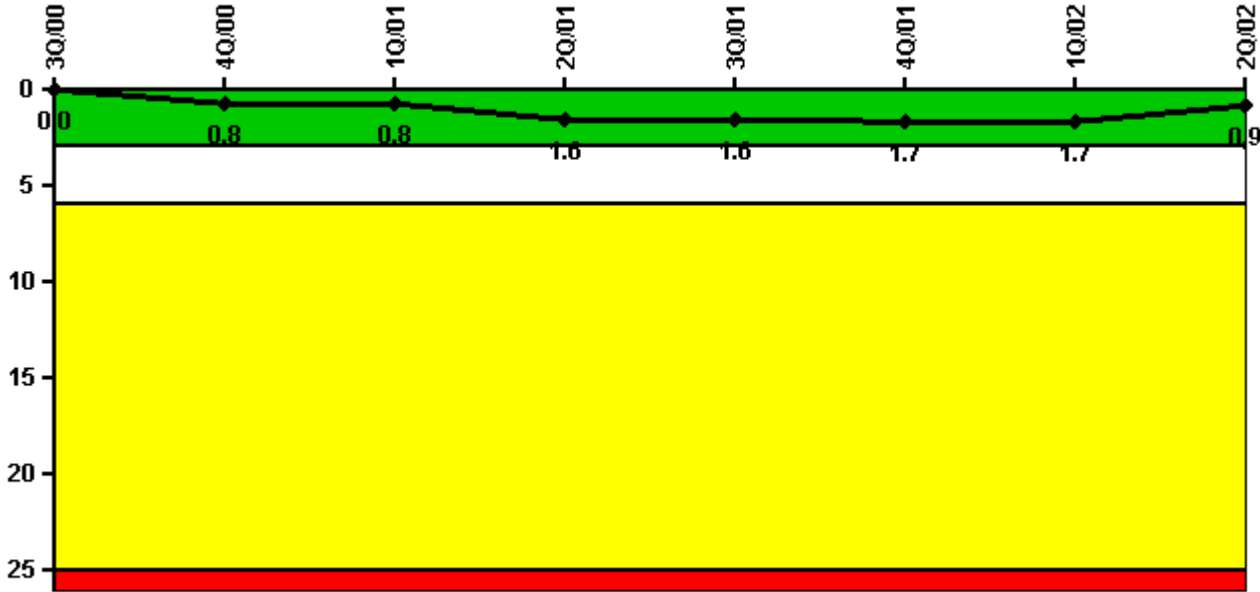


## Dresden 2

### 2Q/2002 Performance Indicators

Licensee's General Comments: none

#### Unplanned Scrams per 7000 Critical Hrs



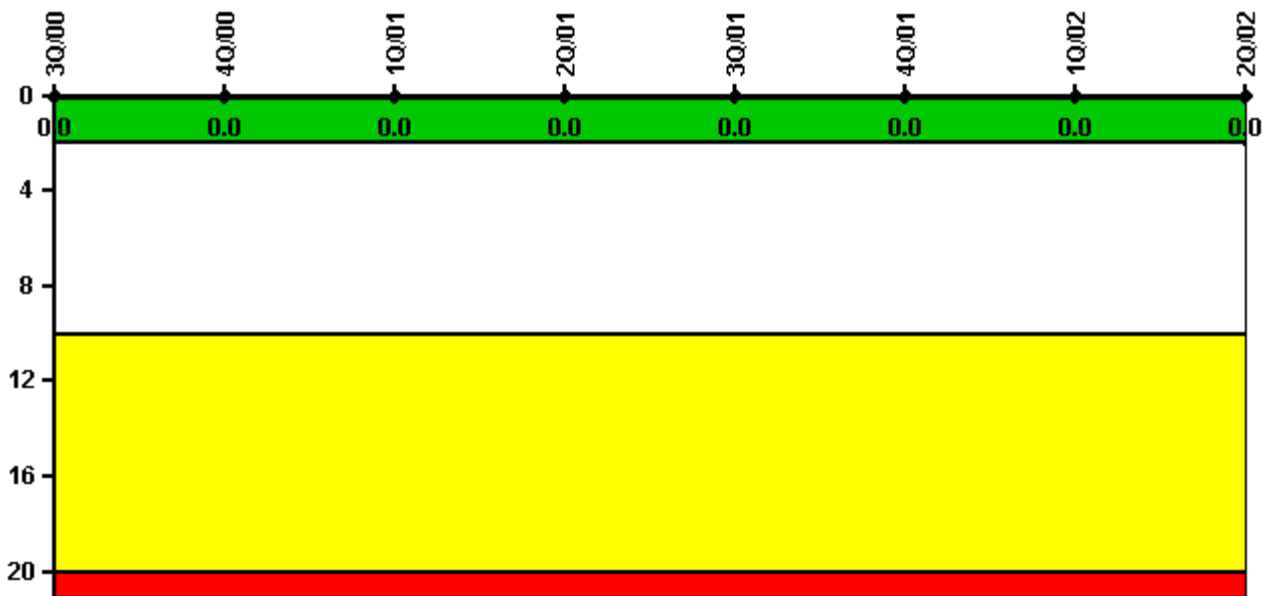
Thresholds: White > 3.0 Yellow > 6.0 Red > 25.0

#### Notes

Unplanned Scrams per 7000 Critical Hrs	3Q/00	4Q/00	1Q/01	2Q/01	3Q/01	4Q/01	1Q/02	2Q/02
Unplanned scrams	0	1.0	0	1.0	0	1.0	0	0
Critical hours	2208.0	2183.9	2160.0	2120.7	2042.0	1786.8	2160.0	2183.0
Indicator value	0	0.8	0.8	1.6	1.6	1.7	1.7	0.9

Licensee Comments: none

### Scrams with Loss of Normal Heat Removal



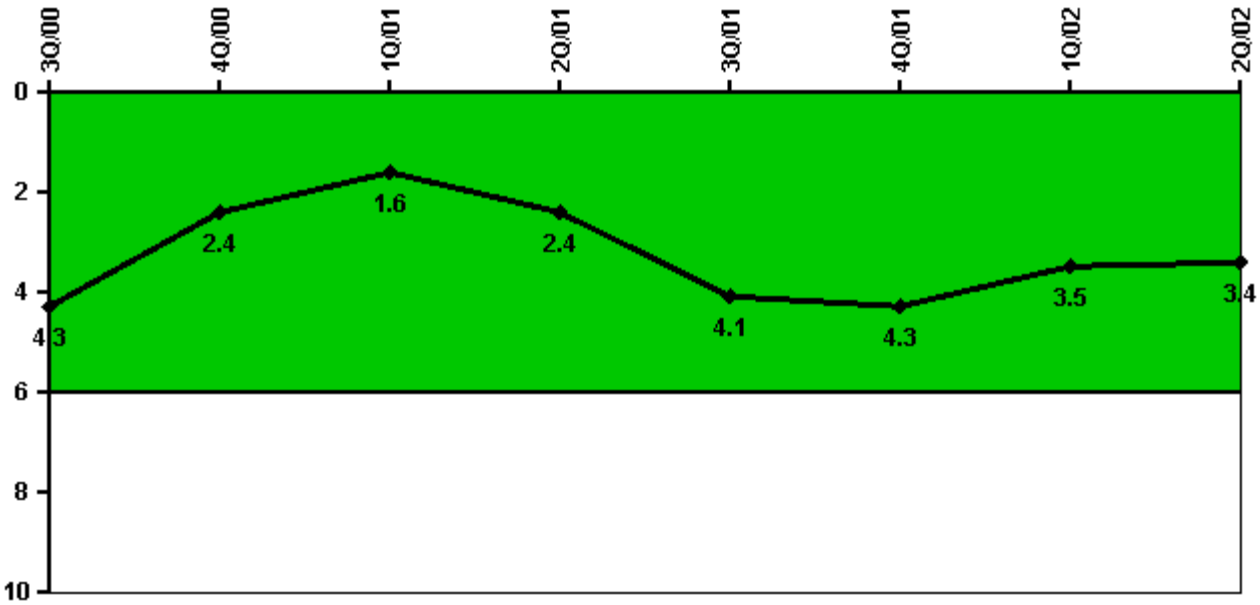
Thresholds: White > 2.0 Yellow > 10.0 Red > 20.0

#### Notes

Scrams with Loss of Normal Heat Removal	3Q/00	4Q/00	1Q/01	2Q/01	3Q/01	4Q/01	1Q/02	2Q/02
Scrams	0	0	0	0	0	0	0	0
Indicator value	0	0	0	0	0	0	0	0

Licensee Comments: none

### Unplanned Power Changes per 7000 Critical Hrs



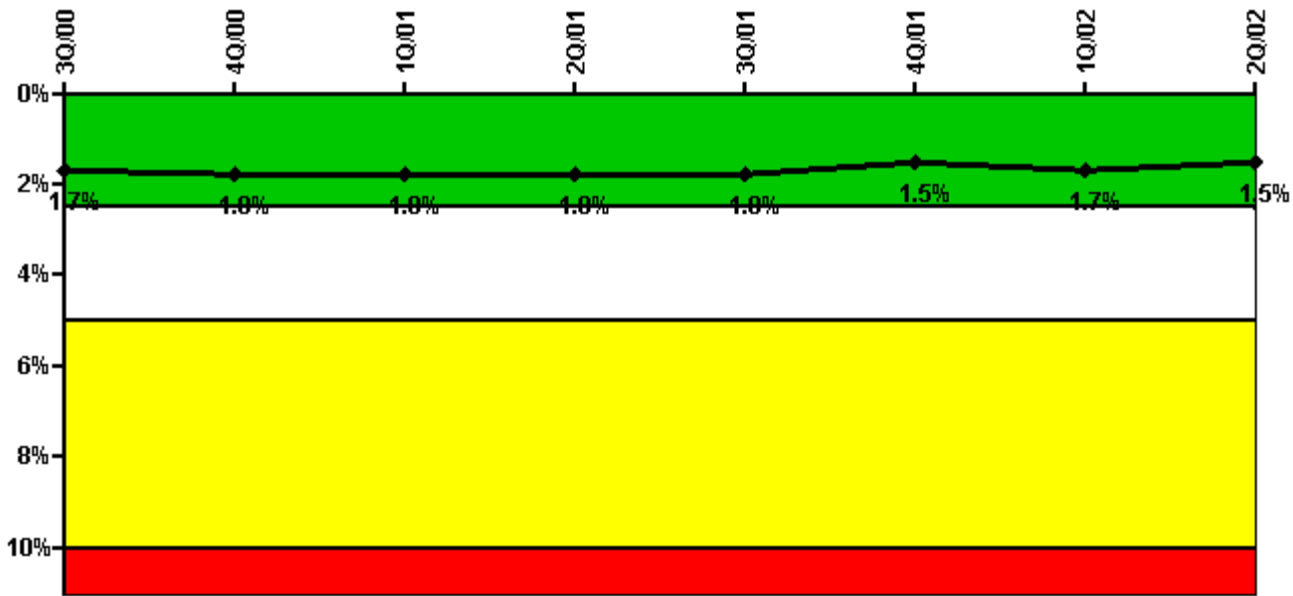
Thresholds: White > 6.0

#### Notes

Unplanned Power Changes per 7000 Critical Hrs	3Q/00	4Q/00	1Q/01	2Q/01	3Q/01	4Q/01	1Q/02	2Q/02
Unplanned power changes	1.0	0	1.0	1.0	3.0	0	0	1.0
Critical hours	2208.0	2183.9	2160.0	2120.7	2042.0	1786.8	2160.0	2183.0
Indicator value	4.3	2.4	1.6	2.4	4.1	4.3	3.5	3.4

Licensee Comments: none

### Safety System Unavailability, Emergency AC Power



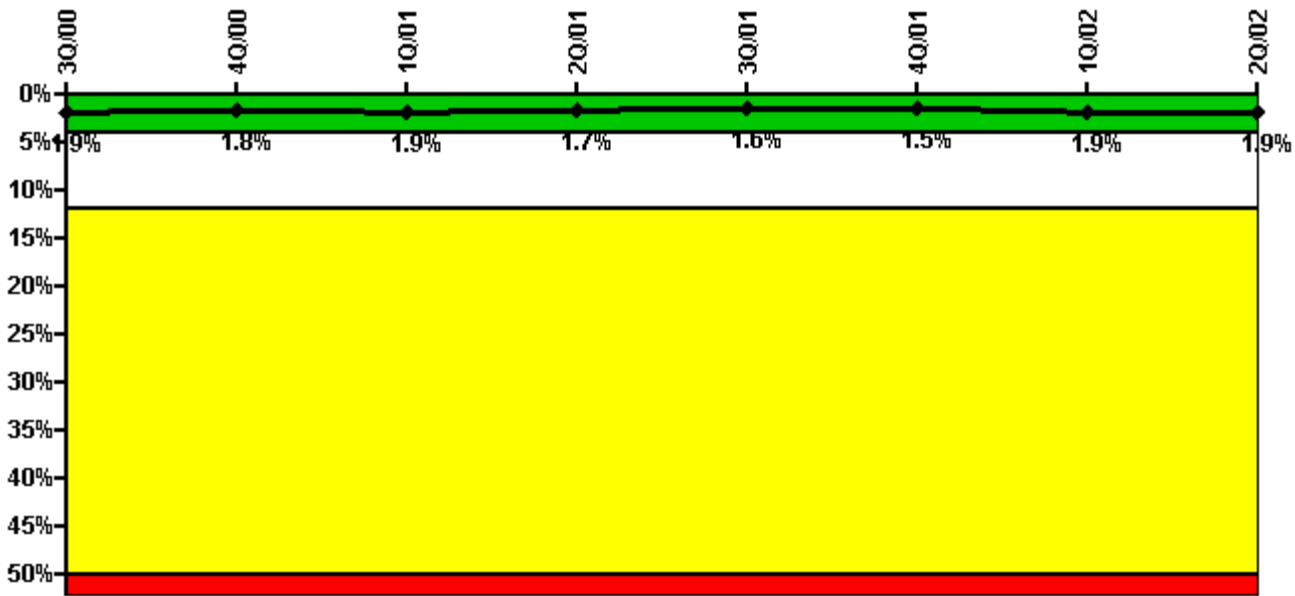
Thresholds: White > 2.5% Yellow > 5.0% Red > 10.0%

#### Notes

Safety System Unavailability, Emergency AC Power	3Q/00	4Q/00	1Q/01	2Q/01	3Q/01	4Q/01	1Q/02	2Q/02
<b>Train 1</b>								
Planned unavailable hours	13.55	36.08	88.90	10.98	13.25	8.88	11.78	24.37
Unplanned unavailable hours	0	0	26.90	0	0	0	0	0
Fault exposure hours	0	0	0	0	0	0	0	0
Effective Reset hours	0	0	0	0	0	0	0	0
Required hours	2208.00	2209.00	2160.00	2183.00	2208.00	2209.00	2160.00	2183.00
<b>Train 2</b>								
Planned unavailable hours	16.47	22.37	35.27	71.38	21.17	9.24	107.35	7.33
Unplanned unavailable hours	0	0	0	2.80	0	0	0	1.00
Fault exposure hours	0	0	0	0	0	0	0	0
Effective Reset hours	0	0	0	0	0	0	0	0
Required hours	2208.00	2209.00	2160.00	2183.00	2208.00	2209.00	2160.00	2183.00
Indicator value	1.7%	1.8%	1.8%	1.8%	1.8%	1.5%	1.7%	1.5%

Licensee Comments: none

### Safety System Unavailability, High Pressure Injection System (HPCI)



Thresholds: White > 4.0% Yellow > 12.0% Red > 50.0%

#### Notes

Safety System Unavailability, High Pressure Injection System (HPCI)	3Q/00	4Q/00	1Q/01	2Q/01	3Q/01	4Q/01	1Q/02	2Q/02
Train 1								
Planned unavailable hours	0.37	24.45	45.25	17.50	6.97	0.48	104.00	32.51
Unplanned unavailable hours	0	0.28	0.38	0	0	0	0	0
Fault exposure hours	0	0	0	0	0	0	0	0
Effective Reset hours	0	0	0	0	0	0	0	0
Required hours	2208.00	2183.93	2160.00	2120.65	2041.98	1786.75	2160.00	2183.00
Indicator value	1.9%	1.8%	1.9%	1.7%	1.6%	1.5%	1.9%	1.9%

Licensee Comments: none

## Safety System Unavailability, Heat Removal System

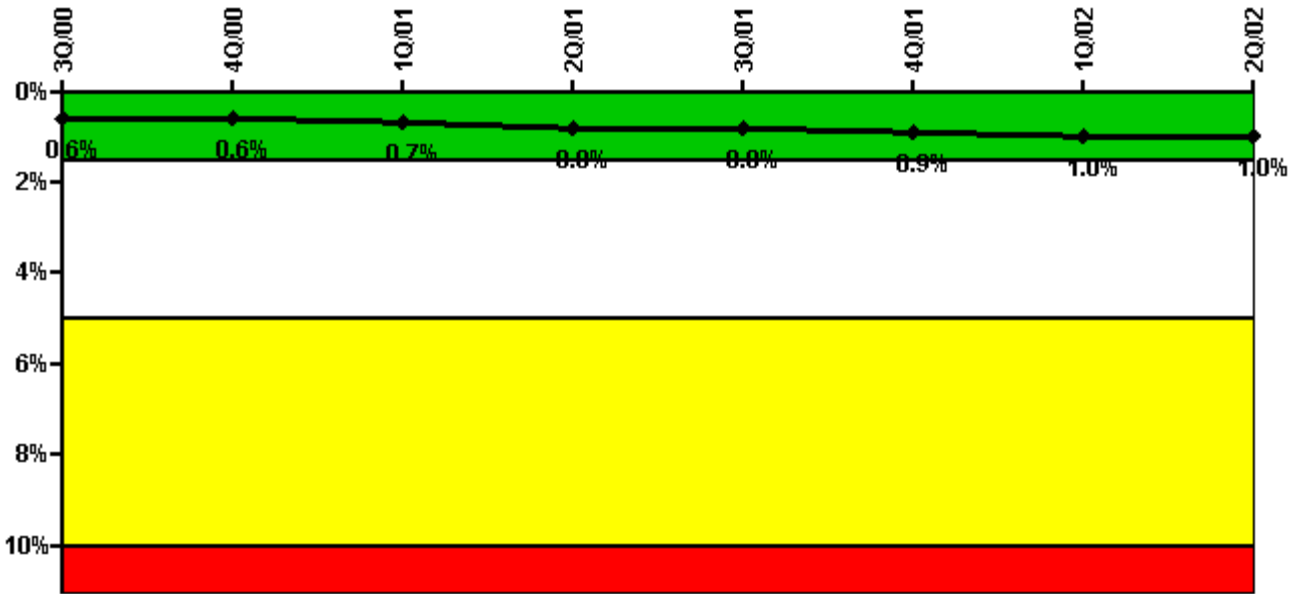
**Thresholds  
under  
development /  
review**

### Notes

Safety System Unavailability, Heat Removal System	3Q/00	4Q/00	1Q/01	2Q/01	3Q/01	4Q/01	1Q/02	2Q/02
Train 1								
Planned unavailable hours								
Unplanned unavailable hours								
Fault exposure hours								
Effective Reset hours	0	0	0	0	0	0	0	0
Required hours								
Indicator value								

Licensee Comments: none

### Safety System Unavailability, Residual Heat Removal System



Thresholds: White > 1.5% Yellow > 5.0% Red > 10.0%

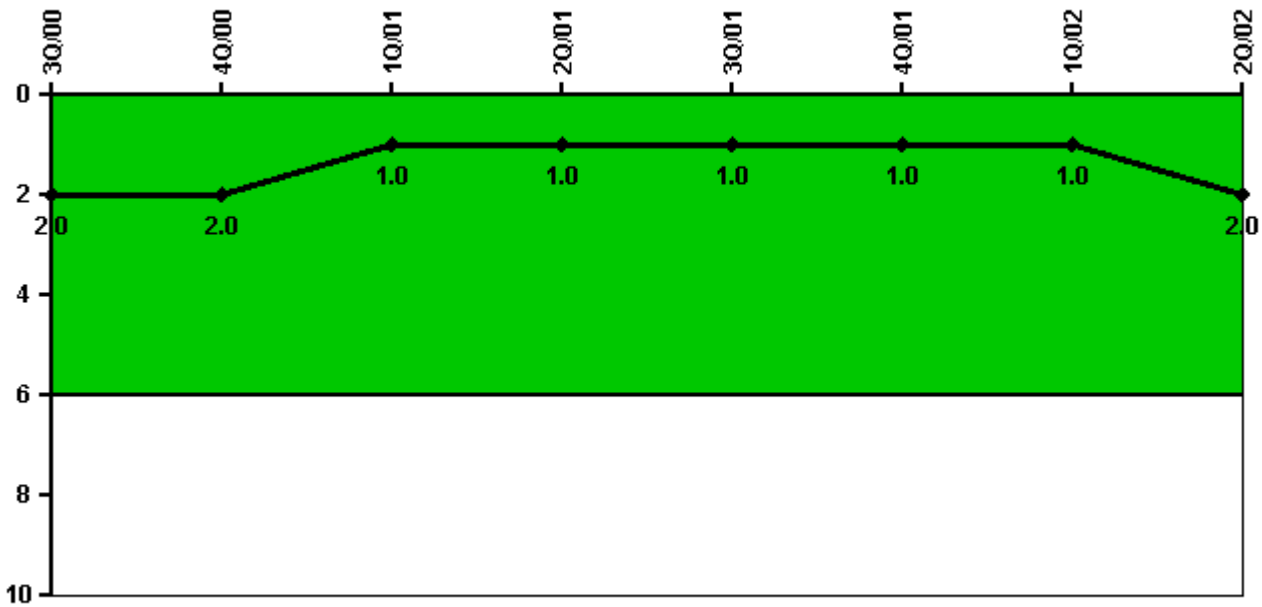
Notes

Safety System Unavailability, Residual Heat Removal System	3Q/00	4Q/00	1Q/01	2Q/01	3Q/01	4Q/01	1Q/02	2Q/02
<b>Train 1</b>								
Planned unavailable hours	0.08	7.32	47.20	40.03	19.38	0	52.70	3.12
Unplanned unavailable hours	0	0	0	0	12.82	40.65	39.92	21.48
Fault exposure hours	0	0	0	0	0	0	0	0
Effective Reset hours	0	0	0	0	0	0	0	0
Required hours	2208.00	2209.00	2160.00	2183.00	2208.00	2063.08	2160.00	2183.00
<b>Train 2</b>								
Planned unavailable hours	40.55	14.07	65.78	0	9.30	0	0	40.98
Unplanned unavailable hours	0	18.87	0	0	0	0	80.05	0
Fault exposure hours	0	0	0	0	0	0	0	0
Effective Reset hours	0	0	0	0	0	0	0	0
Required hours	2208.00	2209.00	2160.00	2183.00	2208.00	2063.08	2160.00	2183.00
<b>Train 3</b>								
Planned unavailable hours	0	0.58	0	0	0	0	0	0
Unplanned unavailable hours	0	0	0	0	1.20	0	0	0
Fault exposure hours	0	0	0	0	0	0	0	0
Effective Reset hours	0	0	0	0	0	0	0	0
Required hours	2208.00	2209.00	2160.00	2183.00	2208.00	2209.00	2160.00	2183.00
<b>Train 4</b>								
Planned unavailable hours	0	0.58	0	0	0	0	0	0
Unplanned unavailable hours	0	0	0	0	0	0	0	0
Fault exposure hours	0	0	0	0	0	0	0	0
Effective Reset hours	0	0	0	0	0	0	0	0
Required hours	2208.00	2209.00	2160.00	2183.00	2208.00	2209.00	2160.00	2183.00

Indicator value	0.6%	0.6%	0.7%	0.8%	0.8%	0.9%	1.0%	1.0%

Licensee Comments: none

### Safety System Functional Failures (BWR)



Thresholds: White > 6.0

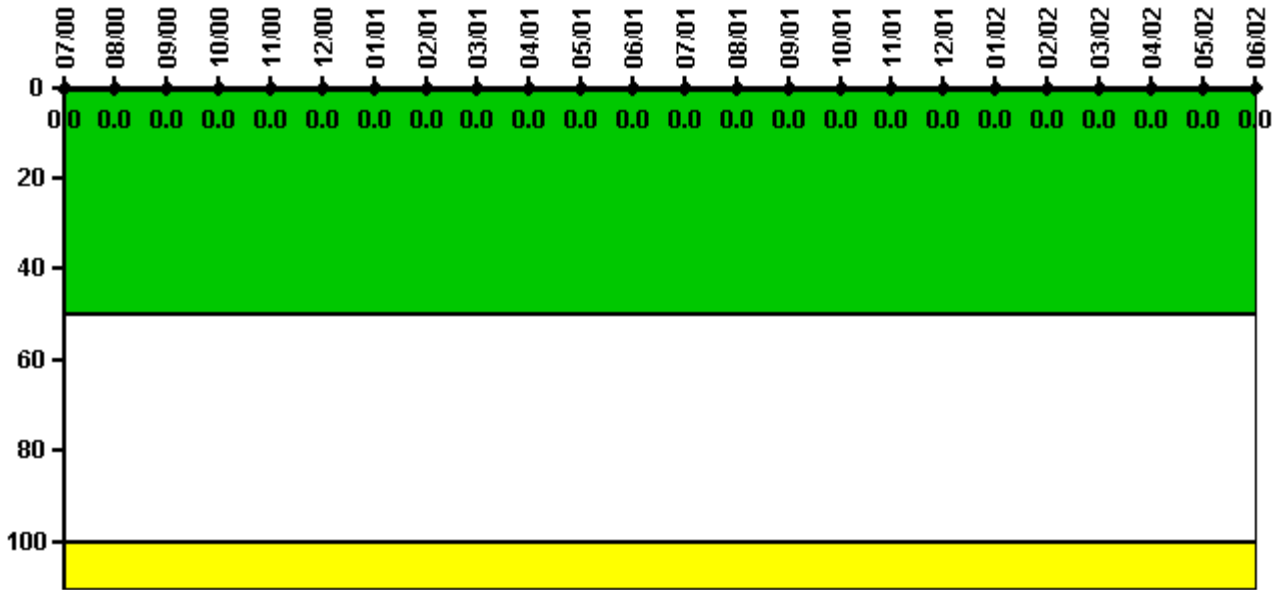
### Notes

Safety System Functional Failures (BWR)	3Q/00	4Q/00	1Q/01	2Q/01	3Q/01	4Q/01	1Q/02	2Q/02
Safety System Functional Failures	0	1	0	0	0	1	0	1
Indicator value	2	2	1	1	1	1	1	2

Licensee Comments: none



### Reactor Coolant System Activity



Thresholds: White > 50.0 Yellow > 100.0

#### Notes


Reactor Coolant System Activity	7/00	8/00	9/00	10/00	11/00	12/00	1/01	2/01	3/01	4/01	5/01	6/01
Maximum activity	0.000028	0.000011	0.000014	0.000020	0.000009	0.000015	0.000007	0.000009	0.000015	0.000008	0.000026	0.000018
Technical specification limit	0.2	0.2	0.2	0.2	0.2	0.2	0.2	0.2	0.2	0.2	0.2	0.2
Indicator value	0	0	0	0	0	0	0	0	0	0	0	0

Reactor Coolant System Activity	7/01	8/01	9/01	10/01	11/01	12/01	1/02	2/02	3/02	4/02	5/02	6/02
Maximum activity	0.000010	0.000015	0.000015	0.000011	0.000011	0.000006	0.000006	0.000008	0.000026	0.000004	0.000006	0.000006
Technical specification limit	0.2	0.2	0.2	0.2	0.2	0.2	0.2	0.2	0.2	0.2	0.2	0.2
Indicator value	0	0	0	0	0	0	0	0	0	0	0	0

Licensee Comments: none

### Reactor Coolant System Leakage



Thresholds: White > 50.0 Yellow > 100.0

#### Notes

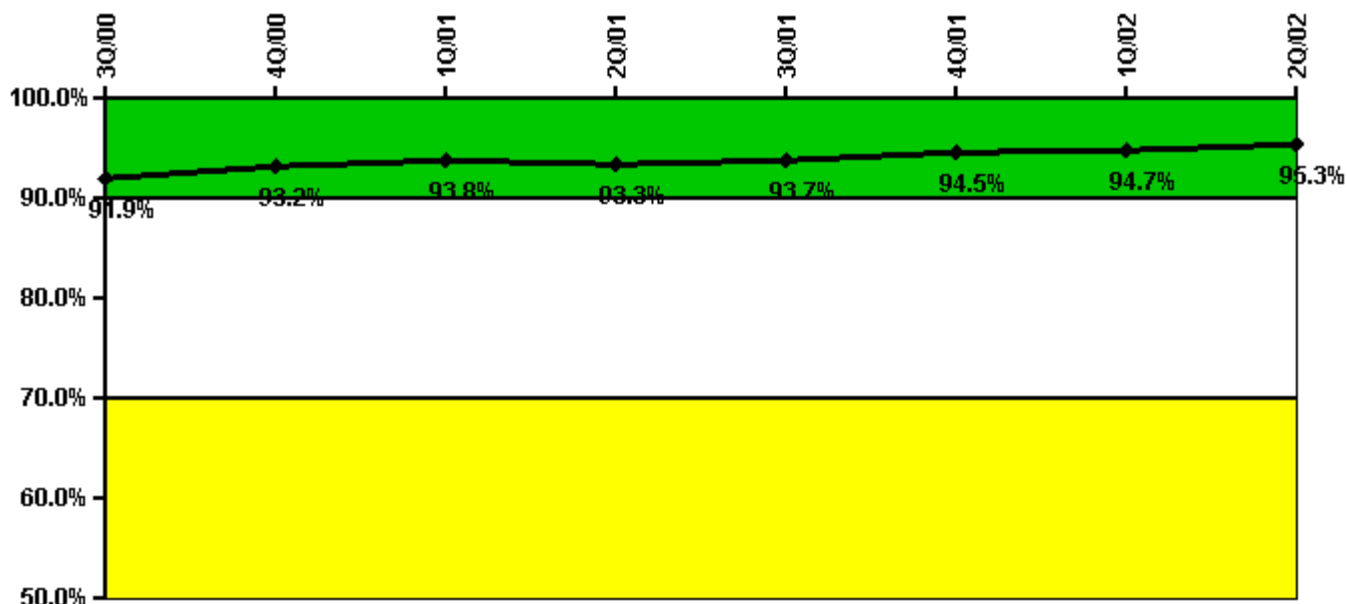
Reactor Coolant System Leakage	7/00	8/00	9/00	10/00	11/00	12/00	1/01	2/01	3/01	4/01	5/01	6/01
Maximum leakage	1.810	1.778	1.775	1.770	1.800	1.818	1.775	1.768	1.743	1.803	1.850	1.843
Technical specification limit	25.0	25.0	25.0	25.0	25.0	25.0	25.0	25.0	25.0	25.0	25.0	25.0
Indicator value	7.2	7.1	7.1	7.1	7.2	7.3	7.1	7.1	7.0	7.2	7.4	7.4

Reactor Coolant System Leakage	7/01	8/01	9/01	10/01	11/01	12/01	1/02	2/02	3/02	4/02	5/02	6/02
Maximum leakage	1.803	1.822	1.840	1.840	1.757	1.767	1.795	1.953	2.610	2.750	2.387	2.741
Technical specification limit	25.0	25.0	25.0	25.0	25.0	25.0	25.0	25.0	25.0	25.0	25.0	25.0
Indicator value	7.2	7.3	7.4	7.4	7.0	7.1	7.2	7.8	10.4	11.0	9.5	11.0

Licensee Comments: none

### Drill/Exercise Performance



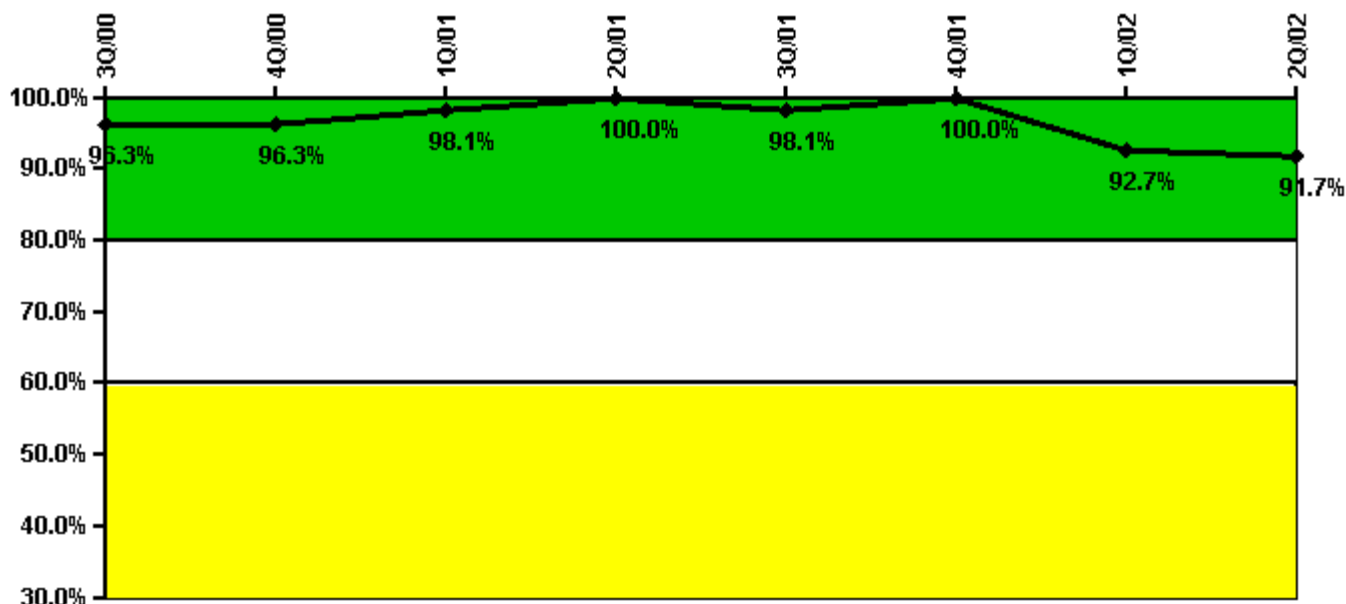
Thresholds: White < 90.0% Yellow < 70.0%

#### Notes

Drill/Exercise Performance	3Q/00	4Q/00	1Q/01	2Q/01	3Q/01	4Q/01	1Q/02	2Q/02
Successful opportunities	85.0	61.0	33.0	12.0	5.0	43.0	14.0	12.0
Total opportunities	90.0	62.0	34.0	14.0	6.0	46.0	14.0	12.0
Indicator value	91.9%	93.2%	93.8%	93.3%	93.7%	94.5%	94.7%	95.3%

Licensee Comments: none

### ERO Drill Participation



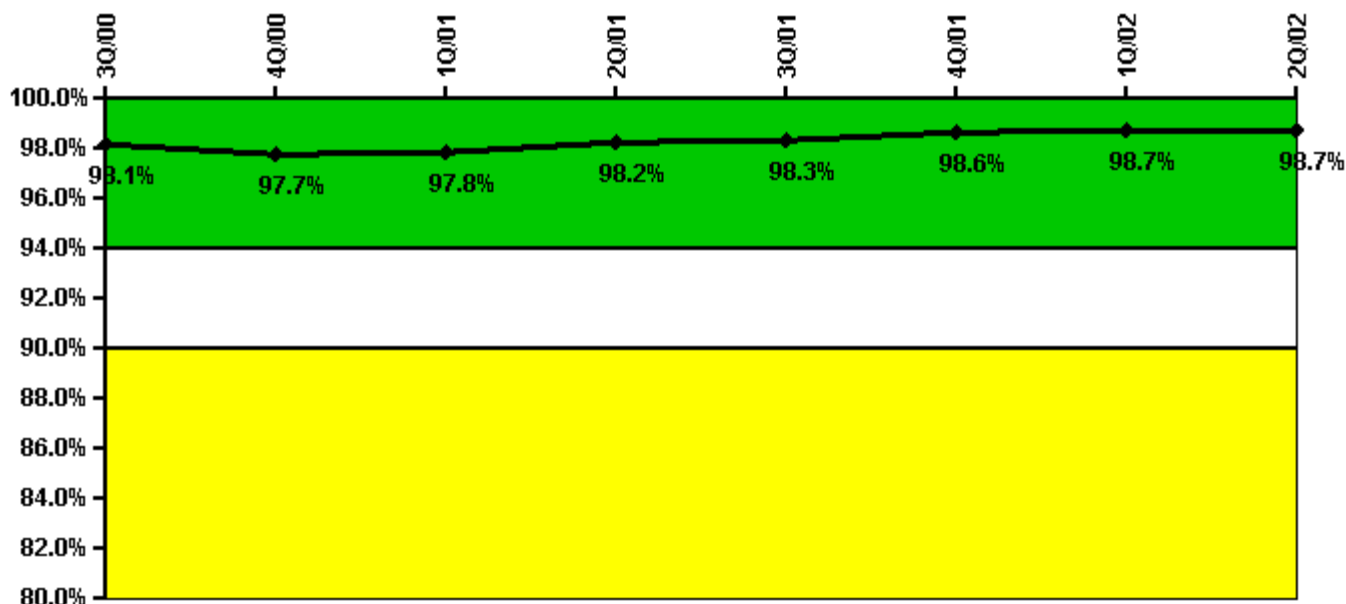
Thresholds: White < 80.0% Yellow < 60.0%

#### Notes

ERO Drill Participation	3Q/00	4Q/00	1Q/01	2Q/01	3Q/01	4Q/01	1Q/02	2Q/02
Participating Key personnel	52.0	52.0	52.0	52.0	51.0	45.0	38.0	44.0
Total Key personnel	54.0	54.0	53.0	52.0	52.0	45.0	41.0	48.0
Indicator value	96.3%	96.3%	98.1%	100.0%	98.1%	100.0%	92.7%	91.7%

Licensee Comments: none

### Alert & Notification System



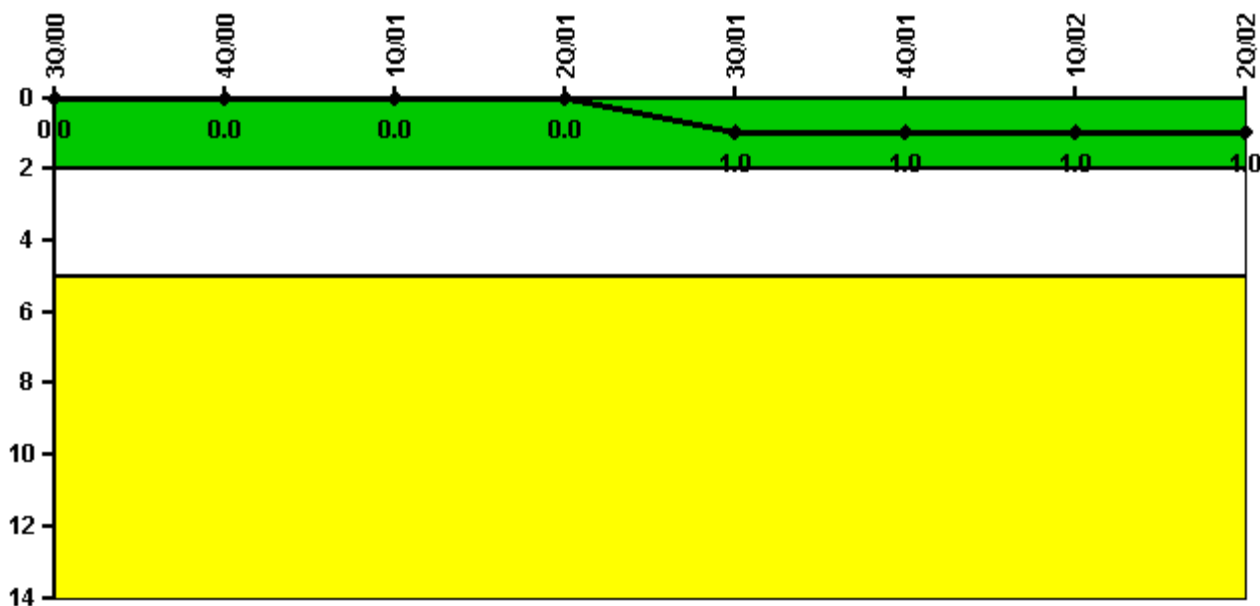
Thresholds: White < 94.0% Yellow < 90.0%

#### Notes

Alert & Notification System	3Q/00	4Q/00	1Q/01	2Q/01	3Q/01	4Q/01	1Q/02	2Q/02
Successful siren-tests	4864	4877	5213	5207	5121	5020	4923	4979
Total sirens-tests	4977	4977	5293	5293	5214	5056	4977	5056
Indicator value	98.1%	97.7%	97.8%	98.2%	98.3%	98.6%	98.7%	98.7%

Licensee Comments: none

### Occupational Exposure Control Effectiveness



Thresholds: White > 2.0 Yellow > 5.0

#### Notes

Occupational Exposure Control Effectiveness	3Q/00	4Q/00	1Q/01	2Q/01	3Q/01	4Q/01	1Q/02	2Q/02
High radiation area occurrences	0	0	0	0	1	0	0	0
Very high radiation area occurrences	0	0	0	0	0	0	0	0
Unintended exposure occurrences	0	0	0	0	0	0	0	0
Indicator value	0	0	0	0	1	1	1	1

Licensee Comments: none

### RETS/ODCM Radiological Effluent



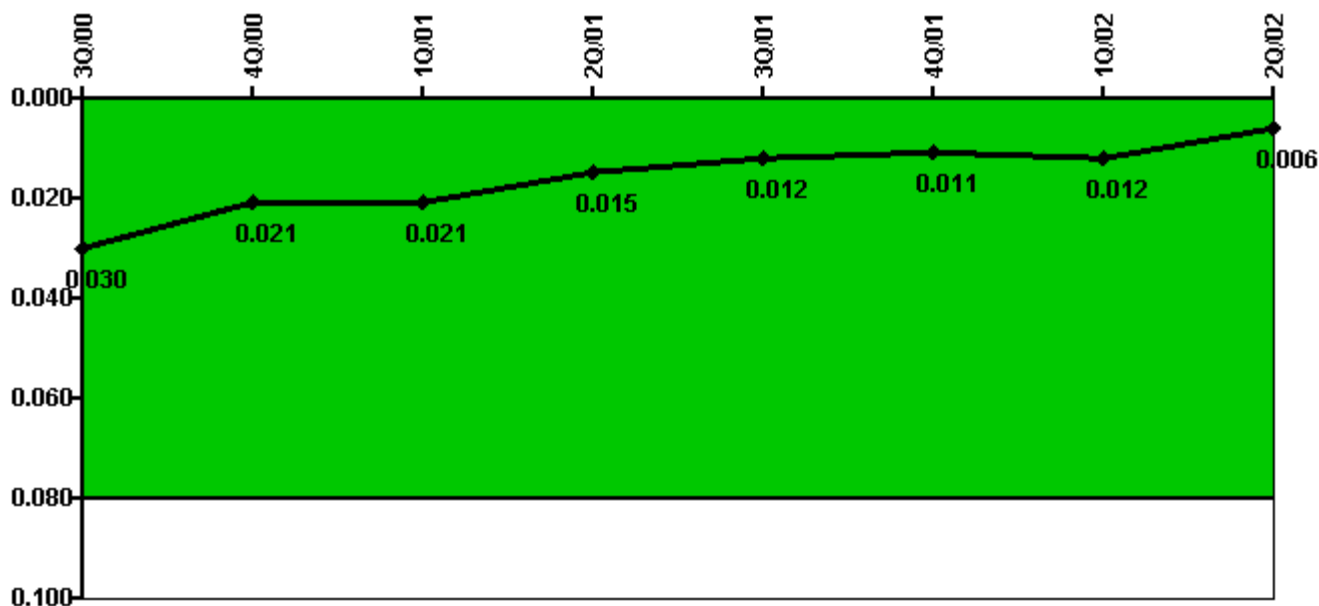
Thresholds: White > 1.0 Yellow > 3.0

#### Notes

RETS/ODCM Radiological Effluent	3Q/00	4Q/00	1Q/01	2Q/01	3Q/01	4Q/01	1Q/02	2Q/02
RETS/ODCM occurrences	0	0	0	0	0	0	0	0
Indicator value	0	0	0	0	0	0	0	0

Licensee Comments: none

### Protected Area Security Performance Index



Thresholds: White > 0.080

#### Notes

Protected Area Security Performance Index	3Q/00	4Q/00	1Q/01	2Q/01	3Q/01	4Q/01	1Q/02	2Q/02
IDS compensatory hours	20.18	2.17	0	127.63	39.79	1.13	0	27.70
CCTV compensatory hours	72.7	32.3	19.0	31.9	4.9	14.3	24.9	0
IDS normalization factor	1.30	1.30	1.30	1.30	1.30	1.30	1.30	1.30
CCTV normalization factor	1.0	1.0	1.0	1.0	1.0	1.0	1.0	1.0
Index Value	0.030	0.021	0.021	0.015	0.012	0.011	0.012	0.006

Licensee Comments: none



### Personnel Screening Program



Thresholds: White > 2.0 Yellow > 5.0

#### Notes

Personnel Screening Program	3Q/00	4Q/00	1Q/01	2Q/01	3Q/01	4Q/01	1Q/02	2Q/02
Program failures	0	0	0	0	0	0	0	0
Indicator value	0	0	0	0	0	0	0	0

Licensee Comments: none

### FFD/Personnel Reliability



Thresholds: White > 2.0 Yellow > 5.0

#### Notes

FFD/Personnel Reliability	3Q/00	4Q/00	1Q/01	2Q/01	3Q/01	4Q/01	1Q/02	2Q/02
Program Failures	0	0	0	0	0	0	0	0
Indicator value	0	0	0	0	0	0	0	0

Licensee Comments: none

▲ [PI Summary](#) | [Inspection Findings Summary](#) | [Reactor Oversight Process](#)

Last Modified: July 31, 2002