

Catawba 1

1Q/2002 Performance Indicators

Licensee's General Comments: none

Unplanned Scrams per 7000 Critical Hrs



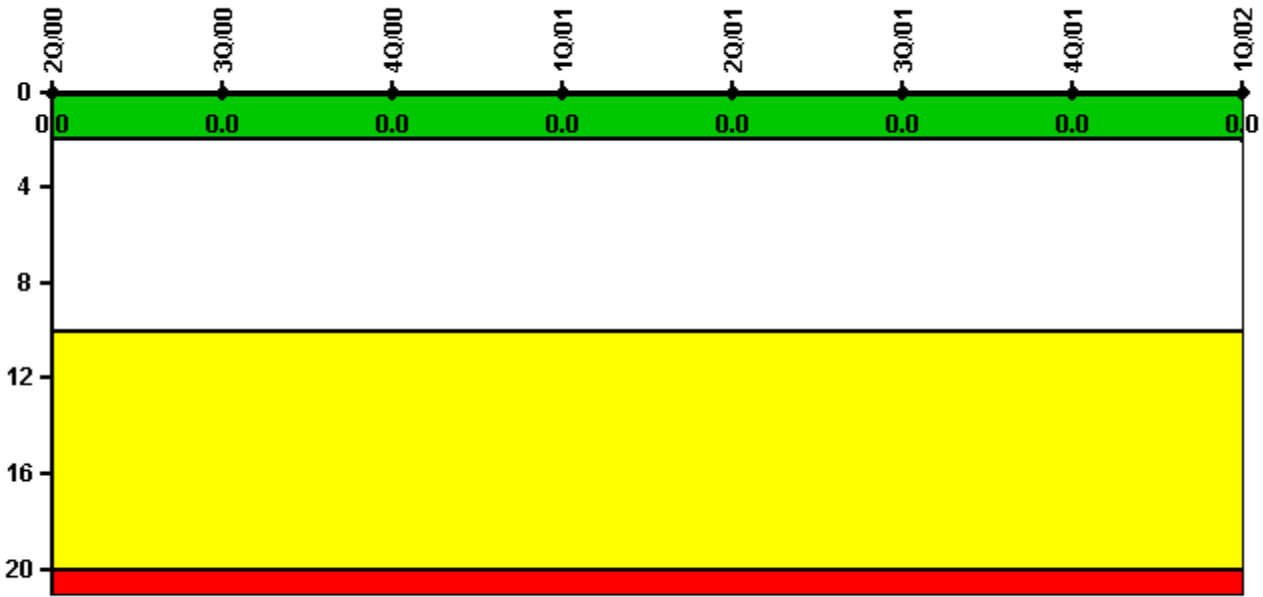
Thresholds: White > 3.0 Yellow > 6.0 Red > 25.0

Notes

Unplanned Scrams per 7000 Critical Hrs	2Q/00	3Q/00	4Q/00	1Q/01	2Q/01	3Q/01	4Q/01	1Q/02
Unplanned scrams	0	0	0	1.0	0	0	0	0
Critical hours	2183.0	2208.0	1321.2	2128.9	2183.0	2208.0	2209.0	2160.0
Indicator value	0.8	0.8	0.9	0.9	0.9	0.9	0.8	0

Licensee Comments: none

Scrams with Loss of Normal Heat Removal



Thresholds: White > 2.0 Yellow > 10.0 Red > 20.0

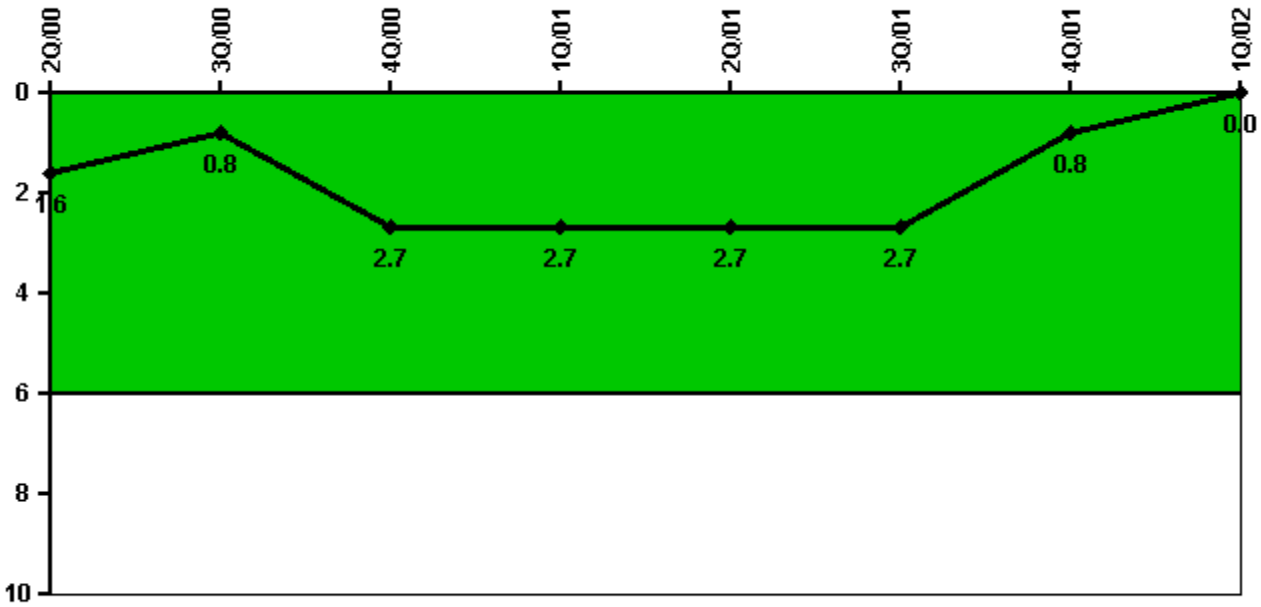
Notes

Scrams with Loss of Normal Heat Removal	2Q/00	3Q/00	4Q/00	1Q/01	2Q/01	3Q/01	4Q/01	1Q/02
Scrams	0	0	0	0	0	0	0	0
Indicator value	0	0	0	0	0	0	0	0

Licensee Comments:

1Q/02:

Unplanned Power Changes per 7000 Critical Hrs



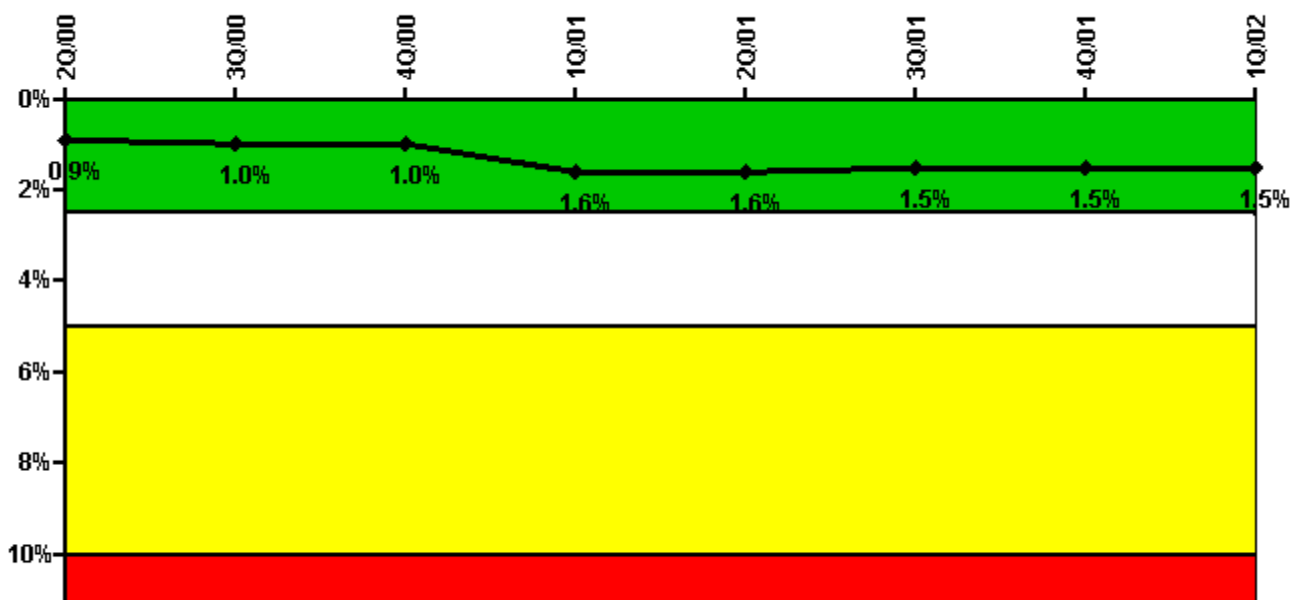
Thresholds: White > 6.0

Notes

Unplanned Power Changes per 7000 Critical Hrs	2Q/00	3Q/00	4Q/00	1Q/01	2Q/01	3Q/01	4Q/01	1Q/02
Unplanned power changes	0	0	2.0	1.0	0	0	0	0
Critical hours	2183.0	2208.0	1321.2	2128.9	2183.0	2208.0	2209.0	2160.0
Indicator value	1.6	0.8	2.7	2.7	2.7	2.7	0.8	0

Licensee Comments: none

Safety System Unavailability, Emergency AC Power



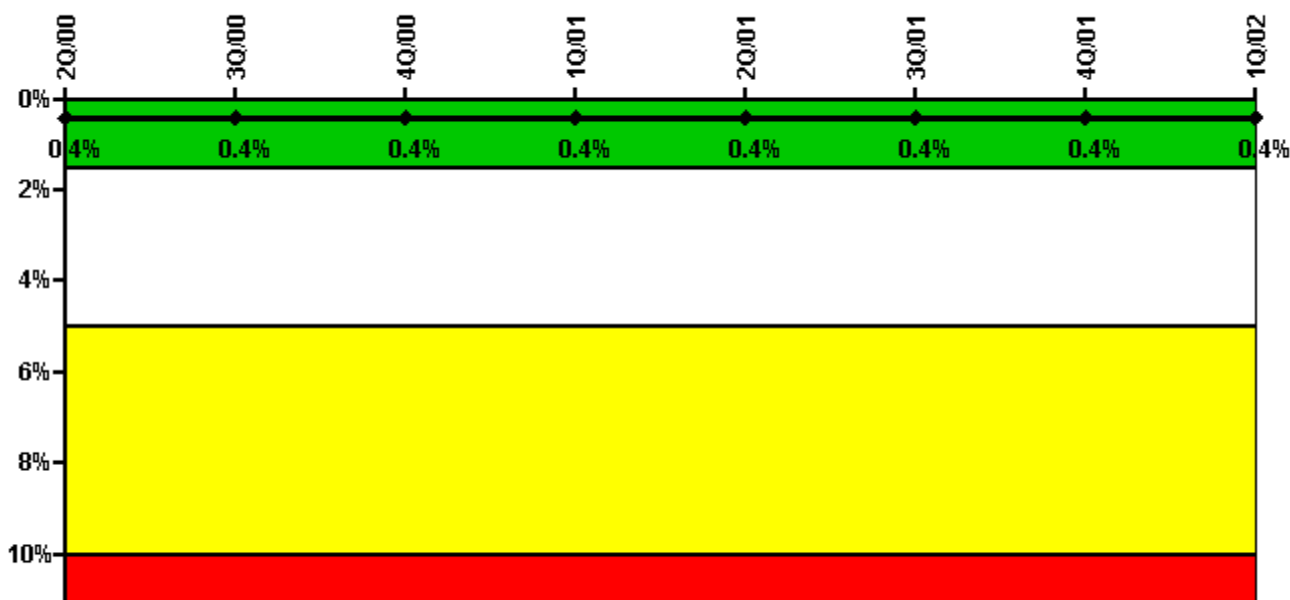
Thresholds: White > 2.5% Yellow > 5.0% Red > 10.0%

Notes

Safety System Unavailability, Emergency AC Power	2Q/00	3Q/00	4Q/00	1Q/01	2Q/01	3Q/01	4Q/01	1Q/02
Train 1								
Planned unavailable hours	4.71	3.31	1.77	2.49	6.06	3.35	2.55	46.85
Unplanned unavailable hours	0	0	0	0	0	0	0	0
Fault exposure hours	0	0	0	0	0	0	0	0
Effective Reset hours	0	0	0	0	0	0	0	0
Required hours	2184.00	2208.00	2209.00	2160.00	2184.00	2208.00	2209.00	2160.00
Train 2								
Planned unavailable hours	3.53	3.34	2.03	1.72	4.95	2.48	1.92	0
Unplanned unavailable hours	0	30.83	0	16.62	0	6.12	0	0
Fault exposure hours	0	0	0	333.20	0	0	0	0
Effective Reset hours	0	0	0	0	0	0	0	0
Required hours	2184.00	2208.00	2209.00	2160.00	2184.00	2208.00	2209.00	2160.00
Indicator value	0.9%	1.0%	1.0%	1.6%	1.6%	1.5%	1.5%	1.5%

Licensee Comments: none

Safety System Unavailability, High Pressure Injection System (HPSI)



Thresholds: White > 1.5% Yellow > 5.0% Red > 10.0%

Notes

Safety System Unavailability, High Pressure Injection System (HPSI)	2Q/00	3Q/00	4Q/00	1Q/01	2Q/01	3Q/01	4Q/01	1Q/02
Train 1								
Planned unavailable hours	3.50	0.40	0	7.30	1.65	7.16	1.20	3.60
Unplanned unavailable hours	0	0	0	0	0	0	0	0
Fault exposure hours	0	0	0	0	0	0	0	0
Effective Reset hours	0	0	0	0	0	0	0	0
Required hours	2184.00	2208.00	1319.90	2105.72	2184.00	2208.00	2209.00	2160.00
Train 2								
Planned unavailable hours	6.60	3.10	0.30	4.00	6.70	25.55	2.38	5.60
Unplanned unavailable hours	0	0	0	0	0	0	0	0
Fault exposure hours	0	0	0	0	0	0	0	0
Effective Reset hours	0	0	0	0	0	0	0	0
Required hours	2184.00	2208.00	1319.90	2105.72	2184.00	2208.00	2209.00	2160.00
Train 3								
Planned unavailable hours	1.40	5.10	0	5.83	1.35	0.38	0	2.70
Unplanned unavailable hours	0	0	0	0	0	0	0	0
Fault exposure hours	0	0	0	0	0	0	0	0
Effective Reset hours	0	0	0	0	0	0	0	0
Required hours	2184.00	2208.00	1319.90	2105.72	2184.00	2208.00	2209.00	2160.00
Train 4								
Planned unavailable hours	1.80	12.30	9.00	0	0	0	10.08	3.50
Unplanned unavailable hours	0	0	0	0	0	0	0	0
Fault exposure hours	0	0	0	0	0	0	0	0
Effective Reset hours	0	0	0	0	0	0	0	0
Required hours	2184.00	2208.00	1319.90	2105.72	2184.00	2208.00	2209.00	2160.00
Indicator value	0.4%	0.4%	0.4%	0.4%	0.4%	0.4%	0.4%	0.4%

Licensee Comments:

4Q/01: Unavailable hours revised to conform to NEI 99-02 guidance. Proper procedural guidance was not in place during IWP testing to maintain pump availability.

3Q/01: Unavailable hours revised to conform to NEI 99-02 guidance. Proper procedural guidance was not in place during IWP testing to maintain pump availability.

2Q/01: Unavailable hours revised to conform to NEI 99-02 guidance. Proper procedural guidance was not in place during IWP testing to maintain pump availability.

1Q/01: Unavailable hours revised to conform to NEI 99-02 guidance. Proper procedural guidance was not in place during IWP testing to maintain pump availability.

4Q/00: Unavailable hours revised to conform to NEI 99-02 guidance. Proper procedural guidance was not in place during IWP testing to maintain pump availability.

3Q/00: Unavailable hours revised to conform to NEI 99-02 guidance. Proper procedural guidance was not in place during IWP testing to maintain pump availability.

2Q/00: Unavailable hours revised to conform to NEI 99-02 guidance. Proper procedural guidance was not in place during IWP testing to maintain pump availability.

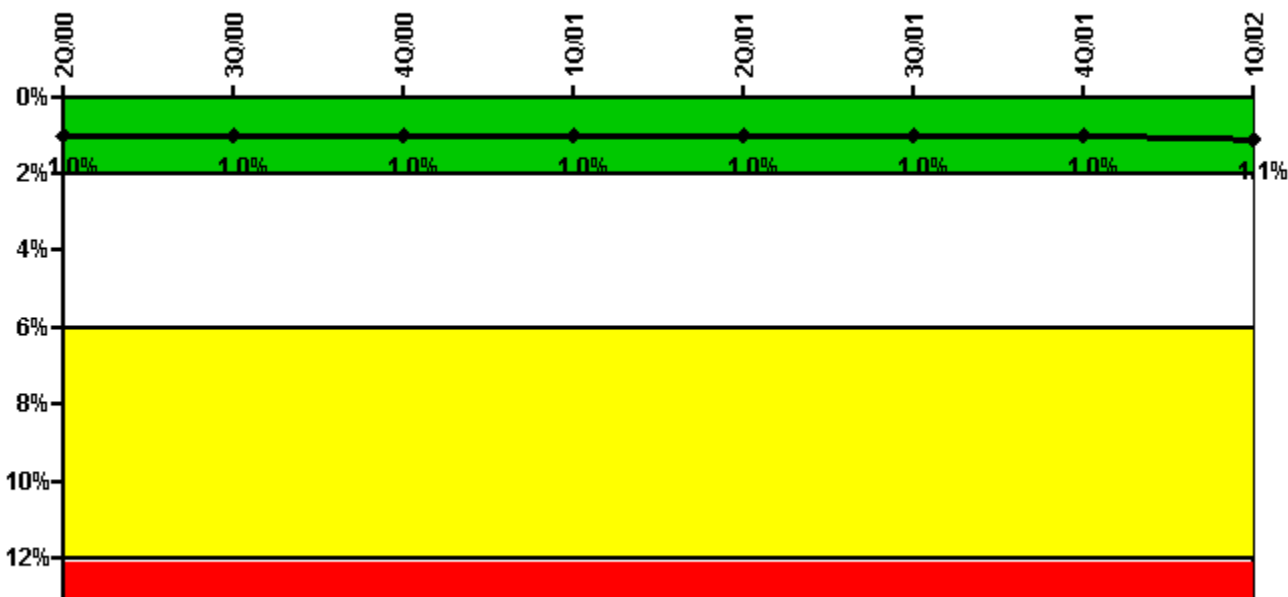
1Q/00: Unavailable hours revised to conform to NEI 99-02 guidance. Proper procedural guidance was not in place during IWP testing to maintain pump availability.

4Q/99: Unavailable hours revised to conform to NEI 99-02 guidance. Proper procedural guidance was not in place during IWP testing to maintain pump availability.

3Q/99: Unavailable hours revised to conform to NEI 99-02 guidance. Proper procedural guidance was not in place during IWP testing to maintain pump availability.

1Q/99: Unavailable hours revised to conform to NEI 99-02 guidance. Proper procedural guidance was not in place during IWP testing to maintain pump availability.

Safety System Unavailability, Heat Removal System (AFW)



Thresholds: White > 2.0% Yellow > 6.0% Red > 12.0%

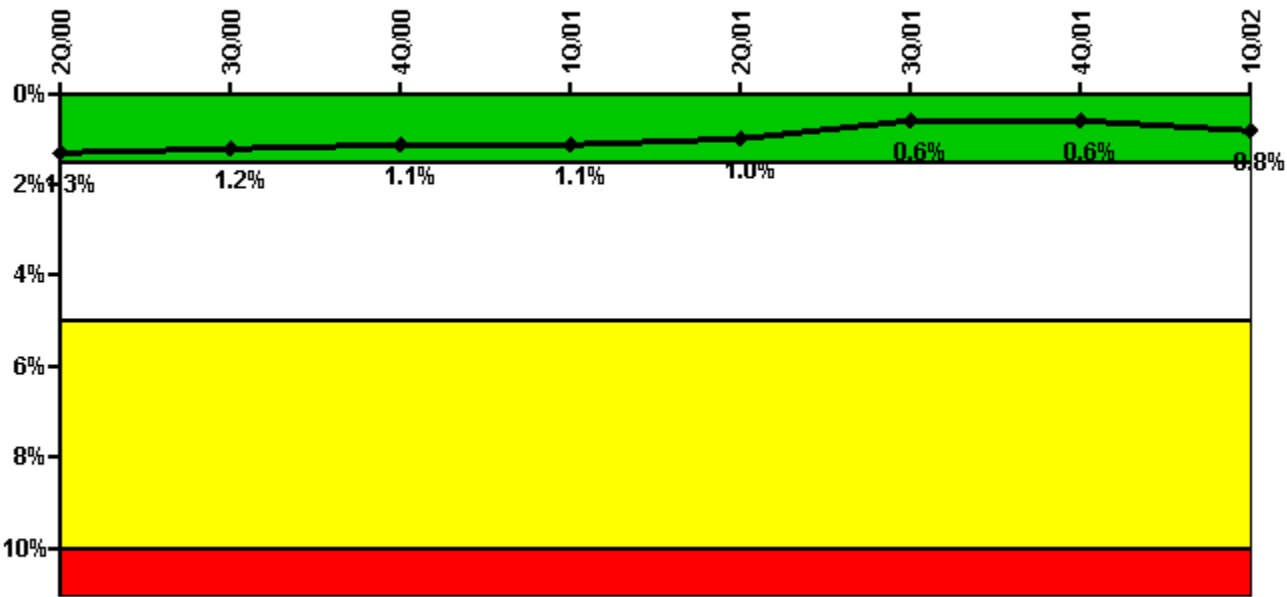
Notes

Safety System Unavailability, Heat Removal System (AFW)	2Q/00	3Q/00	4Q/00	1Q/01	2Q/01	3Q/01	4Q/01	1Q/02
---	-------	-------	-------	-------	-------	-------	-------	-------

Train 1								
Planned unavailable hours	20.62	27.44	0	0	19.32	2.51	1.90	30.90
Unplanned unavailable hours	0	0	0	1.88	0	0	0	0
Fault exposure hours	0	0	0	0	0	0	0	0
Effective Reset hours	0	0	0	0	0	0	0	0
Required hours	2184.00	2208.00	1366.70	2160.00	2184.00	2208.00	2209.00	2160.00
Train 2								
Planned unavailable hours	50.11	20.25	0	9.31	10.33	1.97	5.20	38.22
Unplanned unavailable hours	0	0	0	0	0	0	0	0
Fault exposure hours	0	0	0	0	0	0	0	0
Effective Reset hours	0	0	0	0	0	0	0	0
Required hours	2184.00	2208.00	1366.70	2160.00	2184.00	2208.00	2209.00	2160.00
Train 3								
Planned unavailable hours	14.53	11.30	0	12.05	9.10	9.48	18.94	21.32
Unplanned unavailable hours	0	0	0	0	0	0	23.52	0
Fault exposure hours	0	0	0	0	0	0	0	0
Effective Reset hours	0	0	0	0	0	0	0	0
Required hours	2184.00	2208.00	1366.70	2160.00	2184.00	2208.00	2209.00	2160.00
Indicator value	1.0%	1.0%	1.0%	1.0%	1.0%	1.0%	1.0%	1.1%

Licensee Comments: none

Safety System Unavailability, Residual Heat Removal System



Thresholds: White > 1.5% Yellow > 5.0% Red > 10.0%

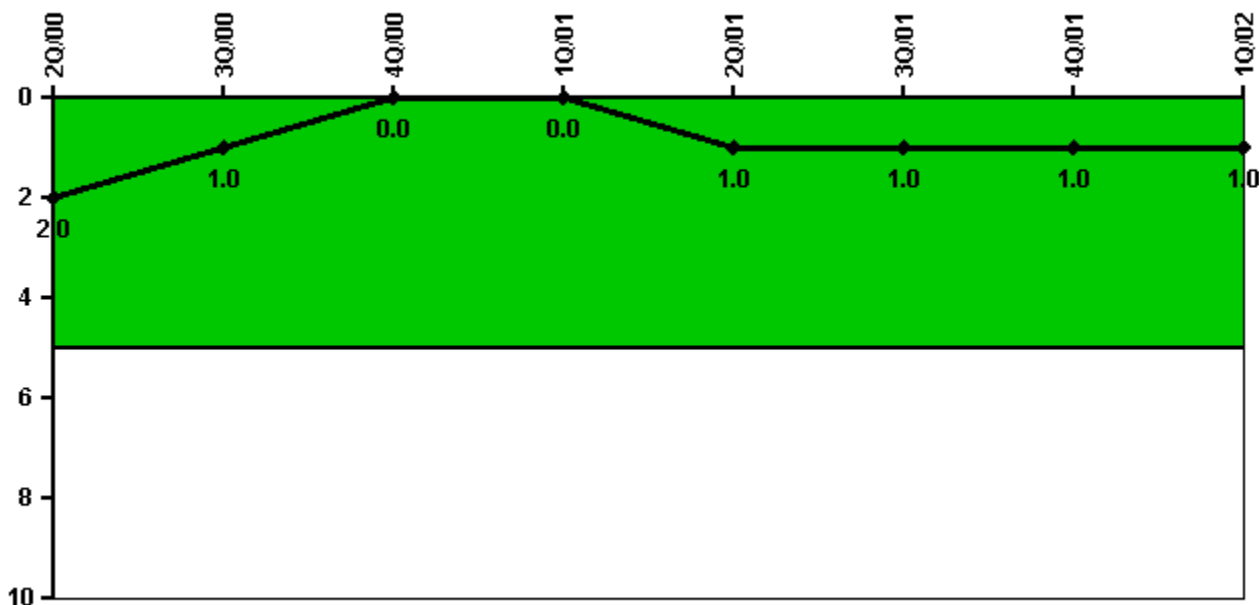
Notes

Safety System Unavailability, Residual Heat Removal System	2Q/00	3Q/00	4Q/00	1Q/01	2Q/01	3Q/01	4Q/01	1Q/02
Train 1								
Planned unavailable hours	27.10	0	0	7.93	25.75	0.38	0	94.20
Unplanned unavailable hours	0	0	0	1.92	0	0	0	0

Fault exposure hours	0	0	0	0	0	0	0	0
Effective Reset hours	0	0	0	0	0	0	0	0
Required hours	2184.00	2208.00	2208.00	2160.00	2184.00	2208.00	2209.00	2160.00
Train 2								
Planned unavailable hours	27.60	0	5.90	0.60	0	0.20	25.17	80.20
Unplanned unavailable hours	0	0	0	0	0	8.53	0	0
Fault exposure hours	0	0	0	0	0	0	0	0
Effective Reset hours	0	0	0	0	0	0	0	0
Required hours	2184.00	2208.00	2208.00	2160.00	2184.00	2208.00	2209.00	2160.00
Indicator value	1.3%	1.2%	1.1%	1.1%	1.0%	0.6%	0.6%	0.8%

Licensee Comments: none

Safety System Functional Failures (PWR)



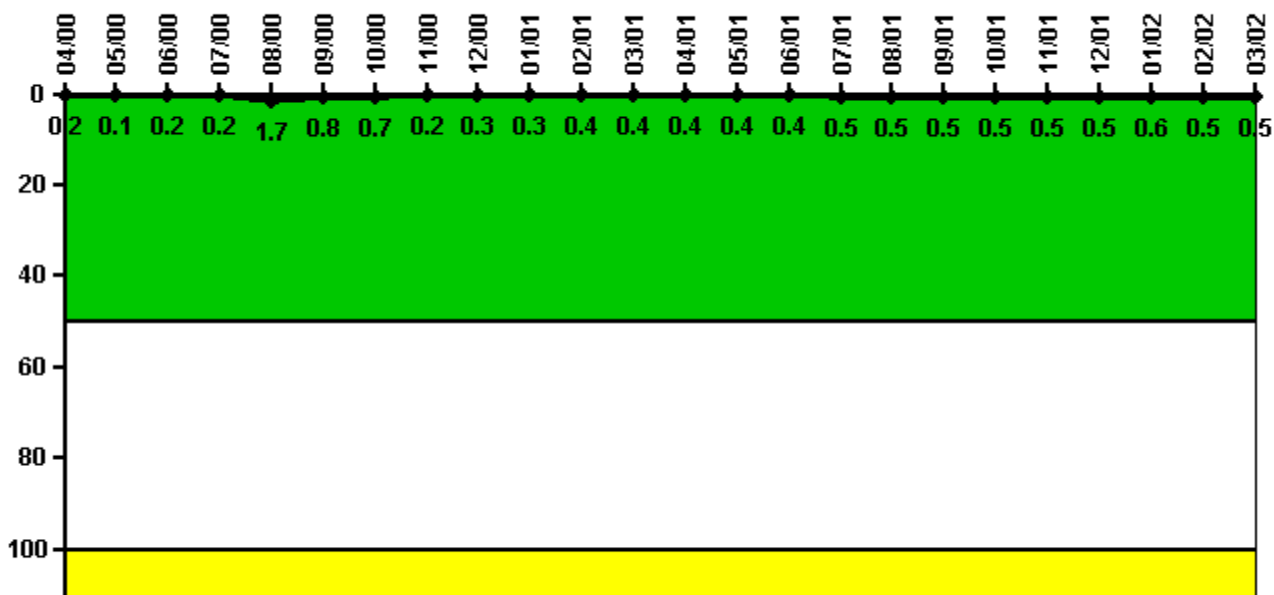
Thresholds: White > 5.0

Notes

Safety System Functional Failures (PWR)	2Q/00	3Q/00	4Q/00	1Q/01	2Q/01	3Q/01	4Q/01	1Q/02
Safety System Functional Failures	0	0	0	0	1	0	0	0
Indicator value	2	1	0	0	1	1	1	1

Licensee Comments: none

Reactor Coolant System Activity



Thresholds: White > 50.0 Yellow > 100.0

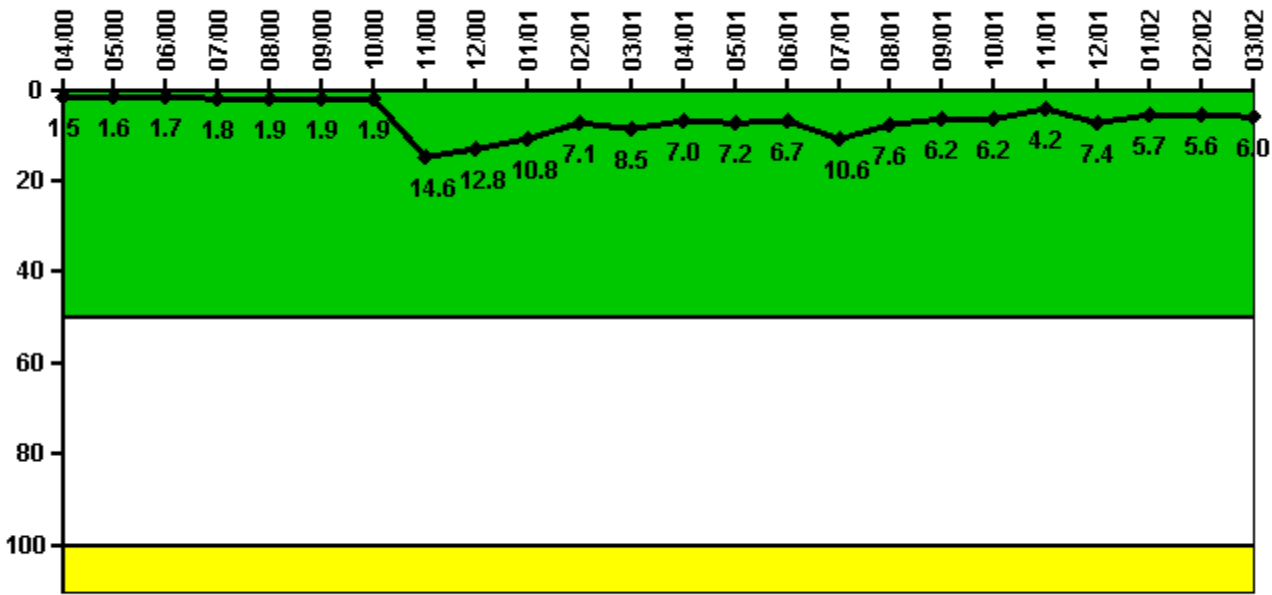
Notes

Reactor Coolant System Activity	4/00	5/00	6/00	7/00	8/00	9/00	10/00	11/00	12/00	1/01	2/01	3/01
Maximum activity	0.000100	0.000095	0.000110	0.000114	0.001092	0.000533	0.000459	0.000157	0.000193	0.000200	0.000233	0.000265
Technical specification limit	0.1	0.1	0.1	0.1	0.1	0.1	0.1	0.1	0.1	0.1	0.1	0.1
Indicator value	0.2	0.1	0.2	0.2	1.7	0.8	0.7	0.2	0.3	0.3	0.4	0.4

Reactor Coolant System Activity	4/01	5/01	6/01	7/01	8/01	9/01	10/01	11/01	12/01	1/02	2/02	3/02
Maximum activity	0.000245	0.000257	0.000258	0.000300	0.000300	0.000300	0.000311	0.000318	0.000336	0.000389	0.000337	0.000335
Technical specification limit	0.1	0.1	0.1	0.1	0.1	0.1	0.1	0.1	0.1	0.1	0.1	0.1
Indicator value	0.4	0.4	0.4	0.5	0.5	0.5	0.5	0.5	0.5	0.6	0.5	0.5

Licensee Comments: none

Reactor Coolant System Leakage



Thresholds: White > 50.0 Yellow > 100.0

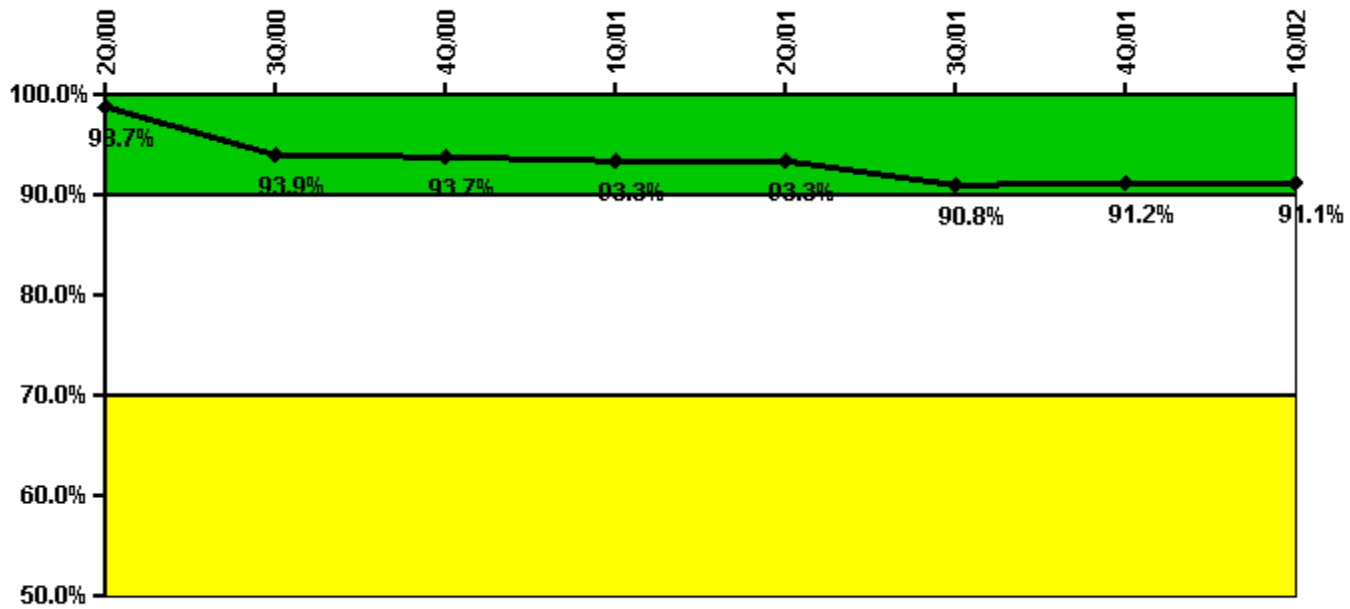
Notes

Reactor Coolant System Leakage	4/00	5/00	6/00	7/00	8/00	9/00	10/00	11/00	12/00	1/01	2/01	3/01
Maximum leakage	0.153	0.156	0.165	0.177	0.189	0.187	0.194	1.455	1.279	1.075	0.708	0.854
Technical specification limit	10.0	10.0	10.0	10.0	10.0	10.0	10.0	10.0	10.0	10.0	10.0	10.0
Indicator value	1.5	1.6	1.7	1.8	1.9	1.9	1.9	14.6	12.8	10.8	7.1	8.5

Reactor Coolant System Leakage	4/01	5/01	6/01	7/01	8/01	9/01	10/01	11/01	12/01	1/02	2/02	3/02
Maximum leakage	0.699	0.716	0.669	1.063	0.761	0.624	0.616	0.417	0.742	0.569	0.563	0.598
Technical specification limit	10.0	10.0	10.0	10.0	10.0	10.0	10.0	10.0	10.0	10.0	10.0	10.0
Indicator value	7.0	7.2	6.7	10.6	7.6	6.2	6.2	4.2	7.4	5.7	5.6	6.0

Licensee Comments: none

Drill/Exercise Performance



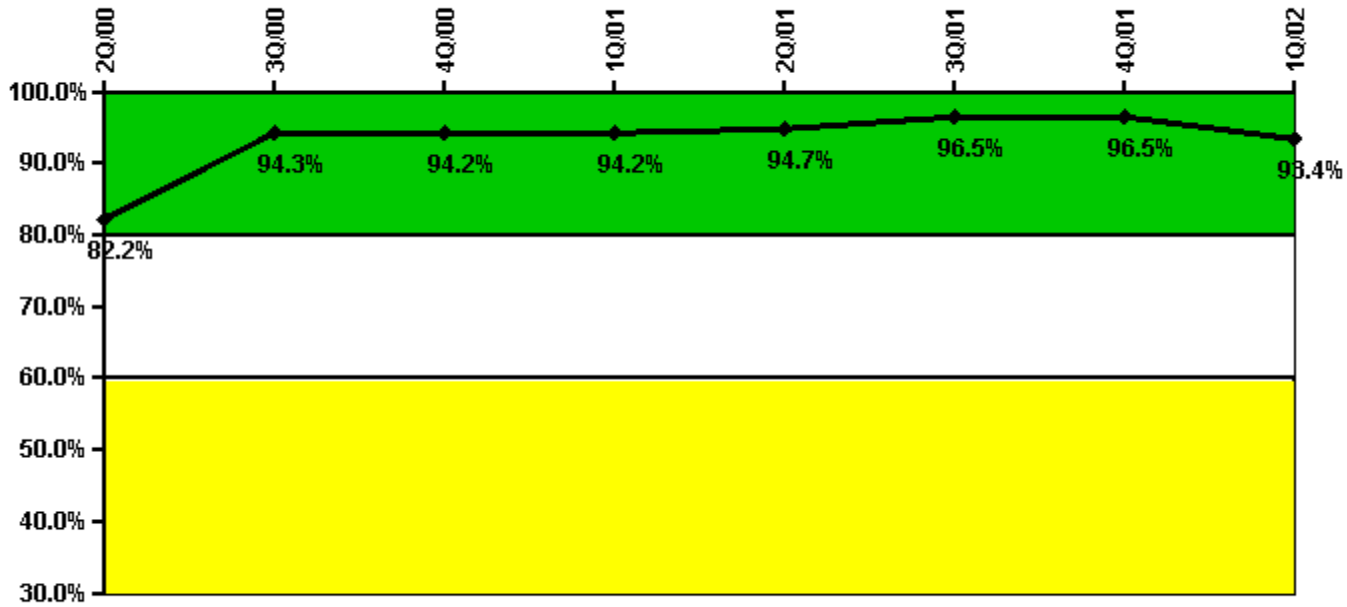
Thresholds: White < 90.0% Yellow < 70.0%

Notes

Drill/Exercise Performance	2Q/00	3Q/00	4Q/00	1Q/01	2Q/01	3Q/01	4Q/01	1Q/02
Successful opportunities	8.0	69.0	9.0	2.0	7.0	111.0	12.0	16.0
Total opportunities	9.0	77.0	9.0	2.0	7.0	125.0	12.0	16.0
Indicator value	98.7%	93.9%	93.7%	93.3%	93.3%	90.8%	91.2%	91.1%

Licensee Comments: none

ERO Drill Participation



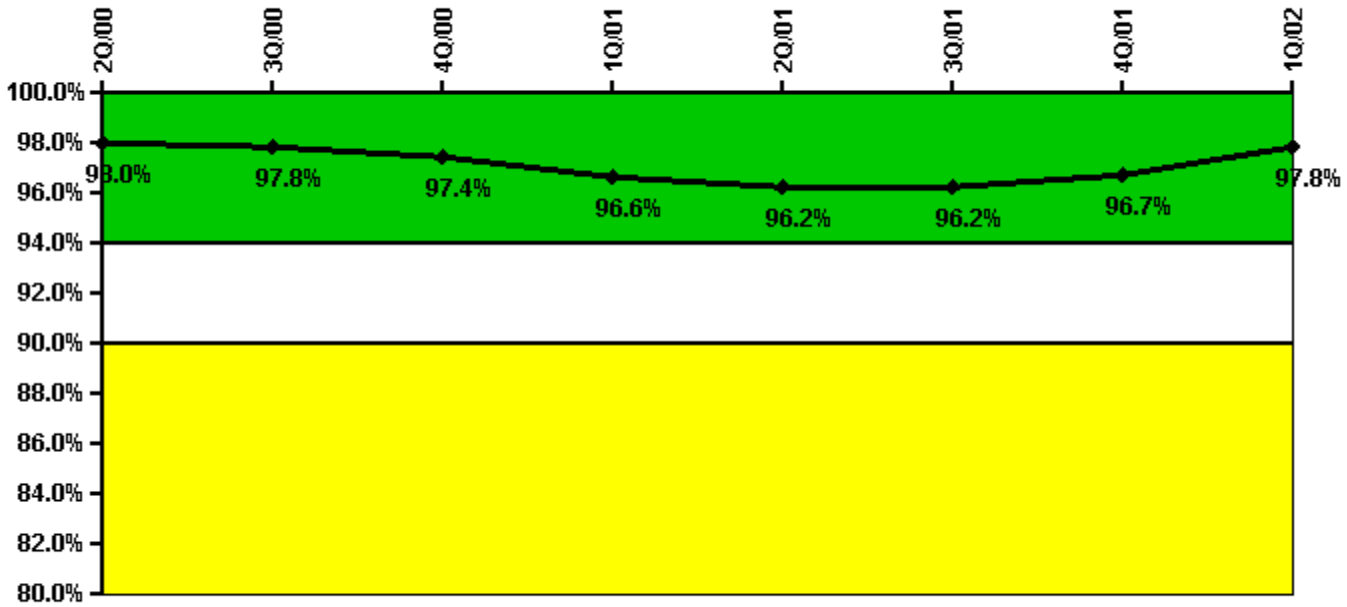
Thresholds: White < 80.0% Yellow < 60.0%

Notes

ERO Drill Participation	2Q/00	3Q/00	4Q/00	1Q/01	2Q/01	3Q/01	4Q/01	1Q/02
Participating Key personnel	157.0	181.0	180.0	179.0	178.0	192.0	191.0	184.0
Total Key personnel	191.0	192.0	191.0	190.0	188.0	199.0	198.0	197.0
Indicator value	82.2%	94.3%	94.2%	94.2%	94.7%	96.5%	96.5%	93.4%

Licensee Comments: none

Alert & Notification System



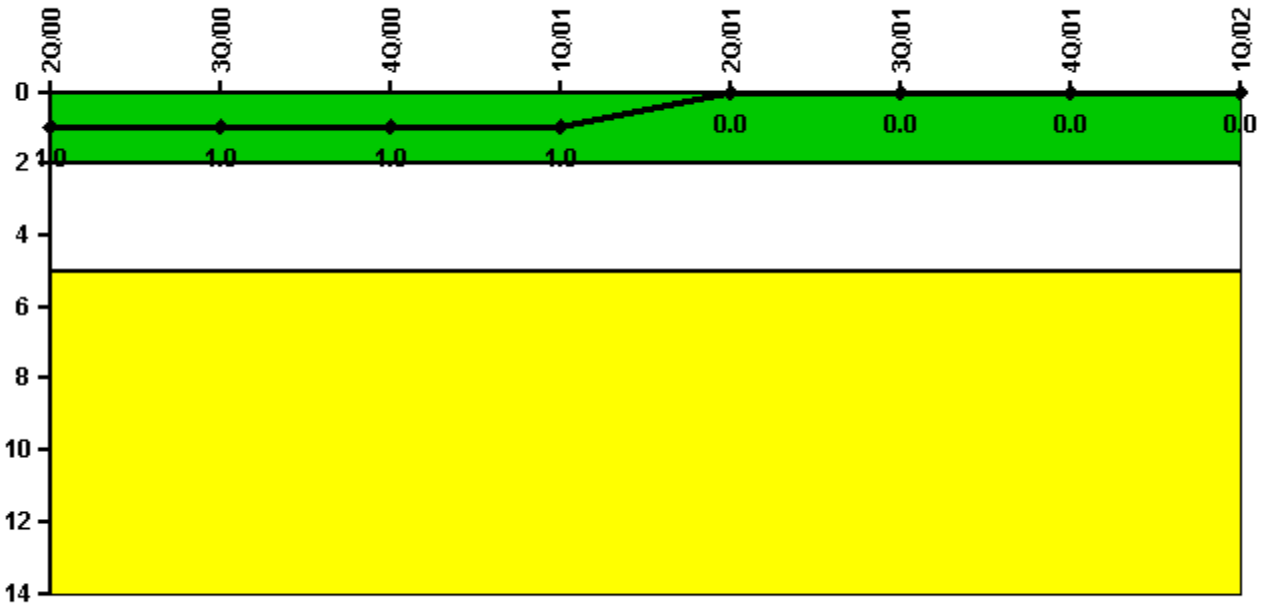
Thresholds: White < 94.0% Yellow < 90.0%

Notes

Alert & Notification System	2Q/00	3Q/00	4Q/00	1Q/01	2Q/01	3Q/01	4Q/01	1Q/02
Successful siren-tests	2234	2123	2195	2135	2293	2208	2162	2337
Total sirens-tests	2270	2188	2262	2276	2363	2275	2186	2375
Indicator value	98.0%	97.8%	97.4%	96.6%	96.2%	96.2%	96.7%	97.8%

Licensee Comments: none

Occupational Exposure Control Effectiveness



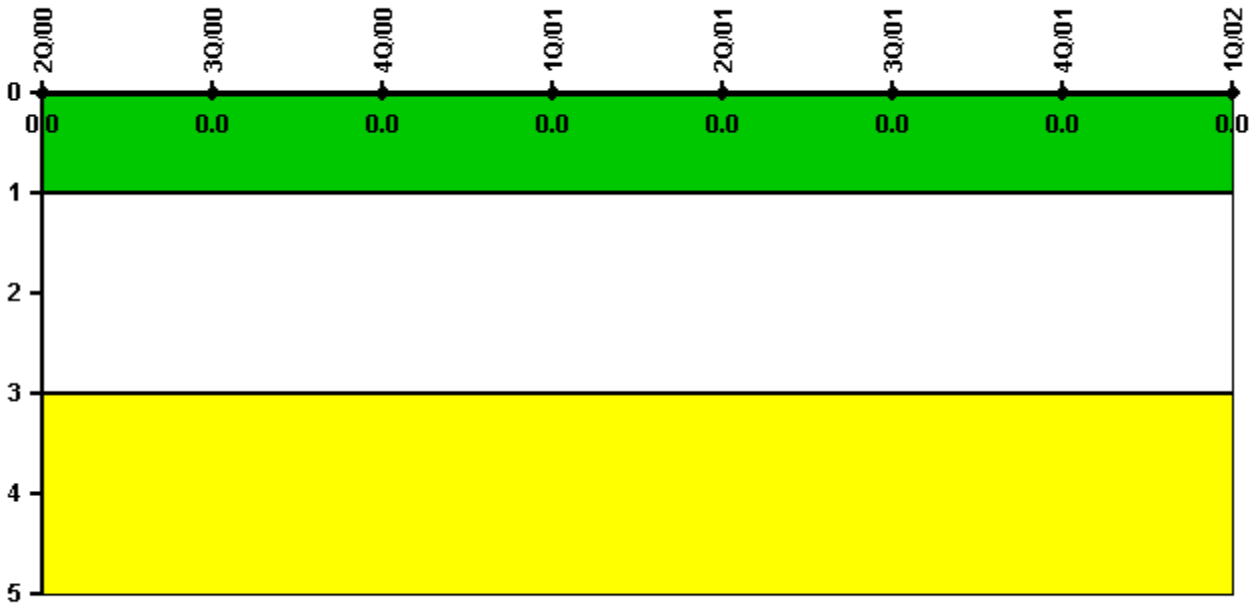
Thresholds: White > 2.0 Yellow > 5.0

Notes

Occupational Exposure Control Effectiveness	2Q/00	3Q/00	4Q/00	1Q/01	2Q/01	3Q/01	4Q/01	1Q/02
High radiation area occurrences	1	0	0	0	0	0	0	0
Very high radiation area occurrences	0	0	0	0	0	0	0	0
Unintended exposure occurrences	0	0	0	0	0	0	0	0
Indicator value	1	1	1	1	0	0	0	0

Licensee Comments: none

RETS/ODCM Radiological Effluent



Thresholds: White > 1.0 Yellow > 3.0

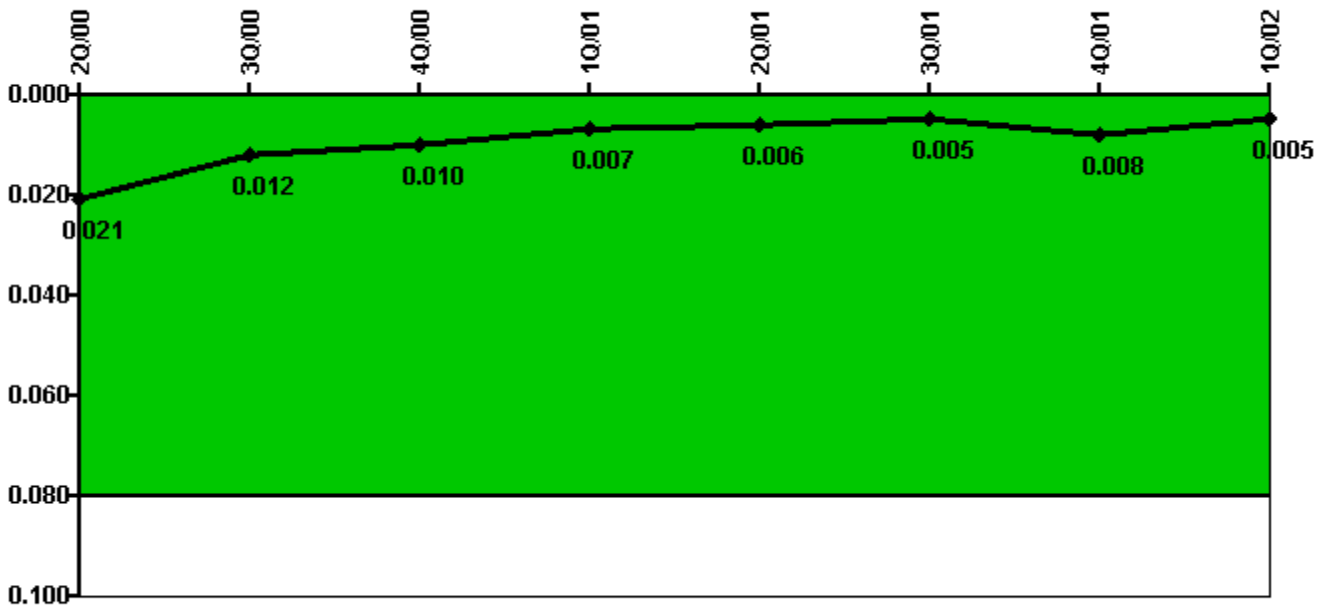
Notes

RETS/ODCM Radiological Effluent	2Q/00	3Q/00	4Q/00	1Q/01	2Q/01	3Q/01	4Q/01	1Q/02
RETS/ODCM occurrences	0	0	0	0	0	0	0	0
Indicator value	0	0	0	0	0	0	0	0

Licensee Comments:

1Q/02:

Protected Area Security Performance Index



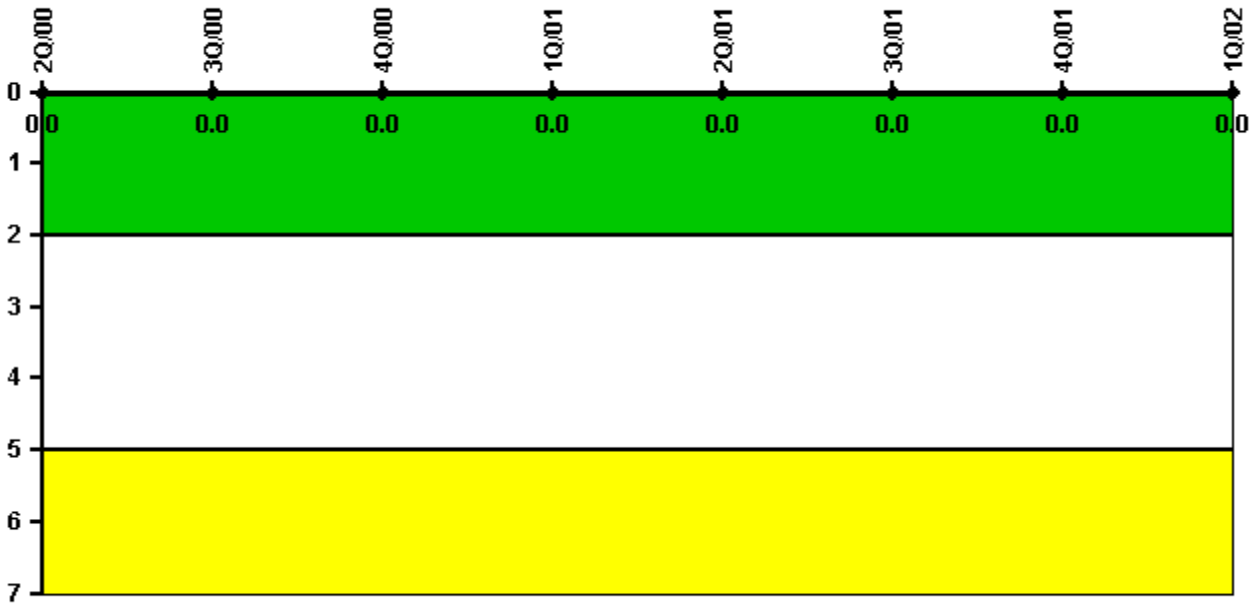
Thresholds: White > 0.080

Notes

Protected Area Security Performance Index	2Q/00	3Q/00	4Q/00	1Q/01	2Q/01	3Q/01	4Q/01	1Q/02
IDS compensatory hours	63.90	30.30	0	9.20	58.10	12.10	93.50	20.00
CCTV compensatory hours	10.5	7.9	0.5	57.3	3.8	0	2.5	0
IDS normalization factor	2.45	2.45	2.45	2.45	2.45	2.45	2.45	2.45
CCTV normalization factor	1.0	1.0	1.0	1.0	1.0	1.0	1.0	1.0
Index Value	0.021	0.012	0.010	0.007	0.006	0.005	0.008	0.005

Licensee Comments: none

Personnel Screening Program



Thresholds: White > 2.0 Yellow > 5.0

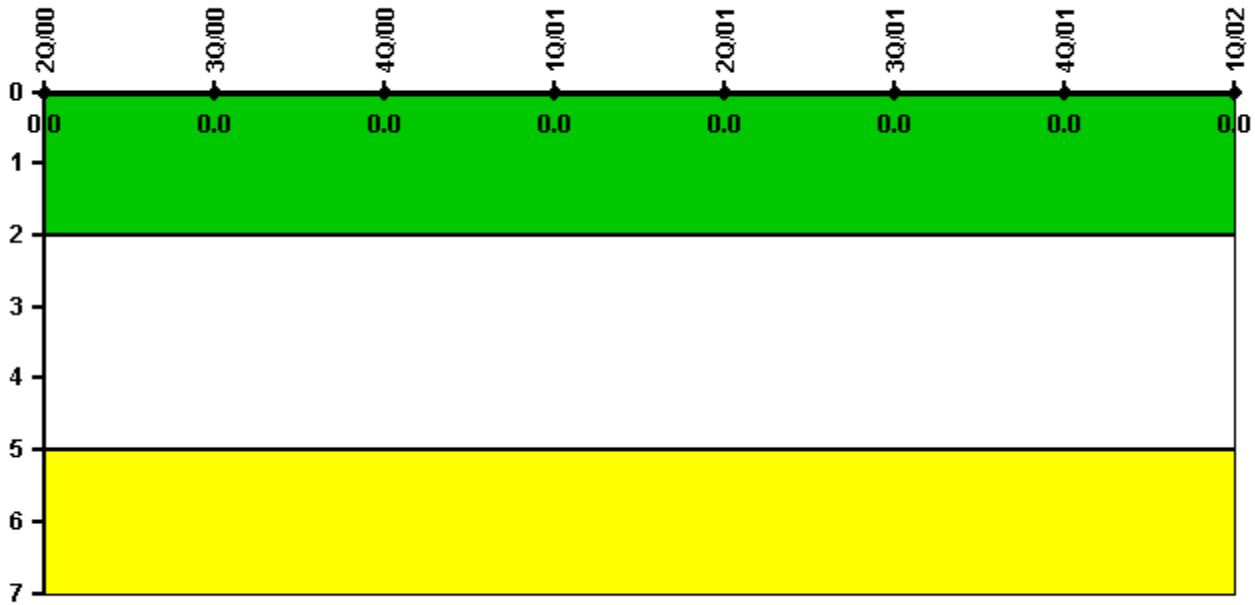
Notes

Personnel Screening Program	2Q/00	3Q/00	4Q/00	1Q/01	2Q/01	3Q/01	4Q/01	1Q/02
Program failures	0	0	0	0	0	0	0	0
Indicator value	0	0	0	0	0	0	0	0

Licensee Comments:

1Q/02:

FFD/Personnel Reliability



Thresholds: White > 2.0 Yellow > 5.0

Notes

FFD/Personnel Reliability	2Q/00	3Q/00	4Q/00	1Q/01	2Q/01	3Q/01	4Q/01	1Q/02
Program Failures	0	0	0	0	0	0	0	0
Indicator value	0	0	0	0	0	0	0	0

Licensee Comments: none

▲ [PI Summary](#) | [Inspection Findings Summary](#) | [Reactor Oversight Process](#)

Last Modified: May 1, 2002