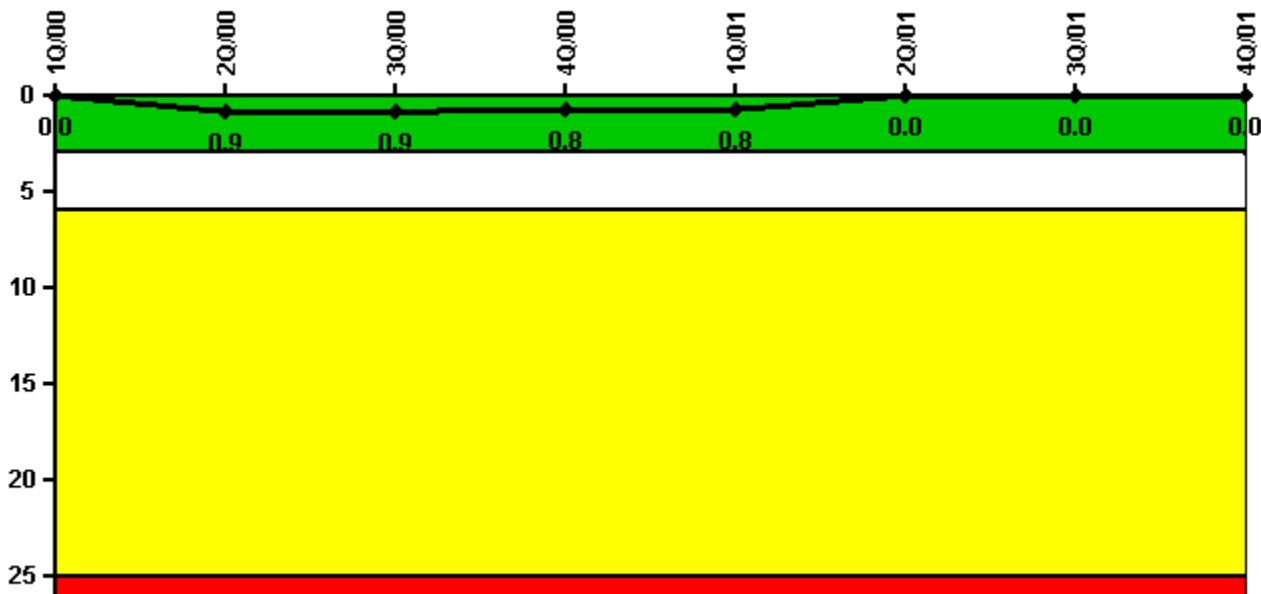


**Robinson 2**

**4Q/2001 Performance Indicators**

Licensee's General Comments: none

**Unplanned Scrams per 7000 Critical Hrs**



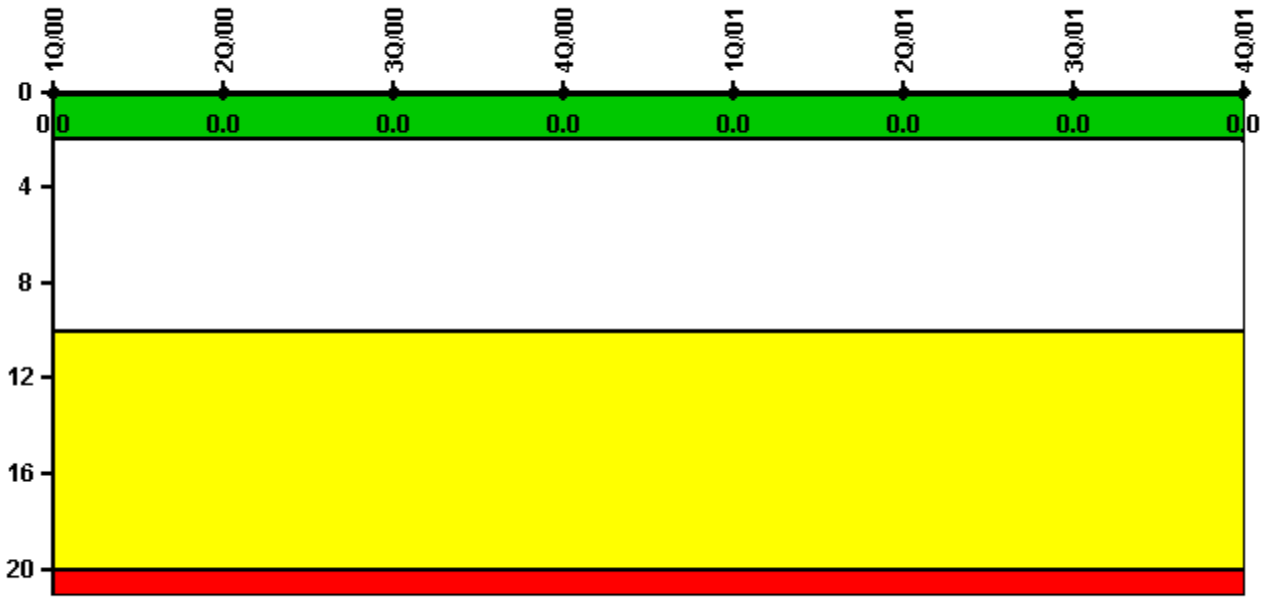
Thresholds: White > 3.0 Yellow > 6.0 Red > 25.0

**Notes**

Unplanned Scrams per 7000 Critical Hrs	1Q/00	2Q/00	3Q/00	4Q/00	1Q/01	2Q/01	3Q/01	4Q/01
Unplanned scrams	0	1.0	0	0	0	0	0	0
Critical hours	2184.0	2159.0	2208.0	2209.0	2160.0	1358.4	2208.0	2209.0
<b>Indicator value</b>	<b>0</b>	<b>0.9</b>	<b>0.9</b>	<b>0.8</b>	<b>0.8</b>	<b>0</b>	<b>0</b>	<b>0</b>

Licensee Comments: none

### Scrams with Loss of Normal Heat Removal



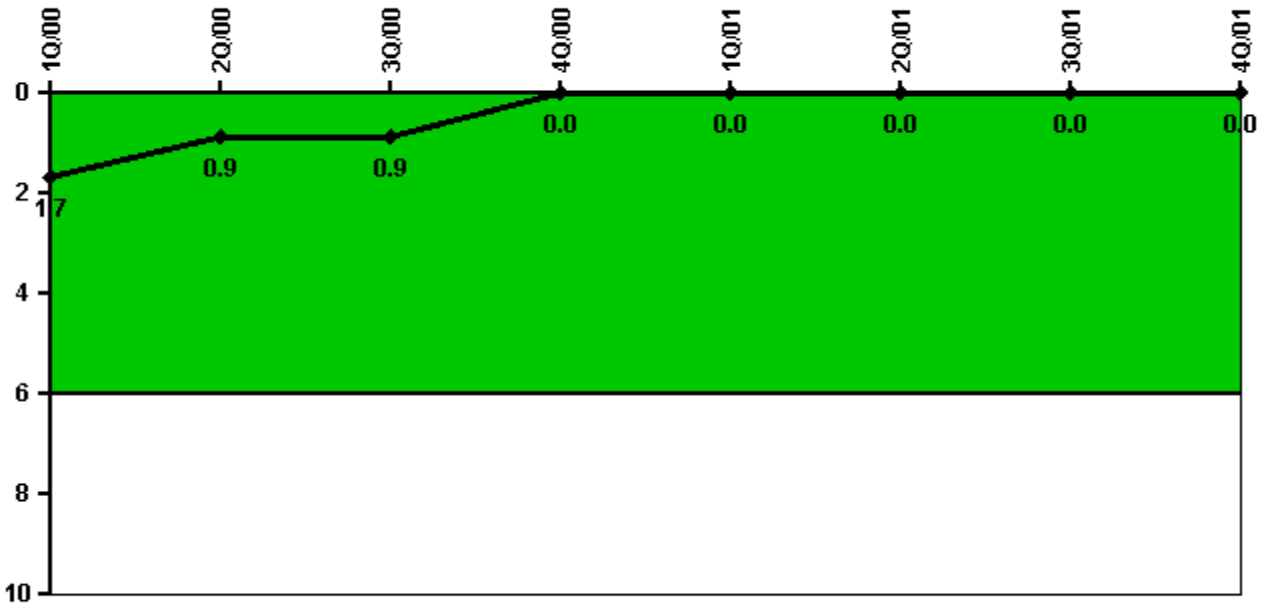
Thresholds: White > 2.0 Yellow > 10.0 Red > 20.0

### Notes

Scrams with Loss of Normal Heat Removal	1Q/00	2Q/00	3Q/00	4Q/00	1Q/01	2Q/01	3Q/01	4Q/01
Scrams	0	0	0	0	0	0	0	0
Indicator value	0	0	0	0	0	0	0	0

Licensee Comments: none

### Unplanned Power Changes per 7000 Critical Hrs



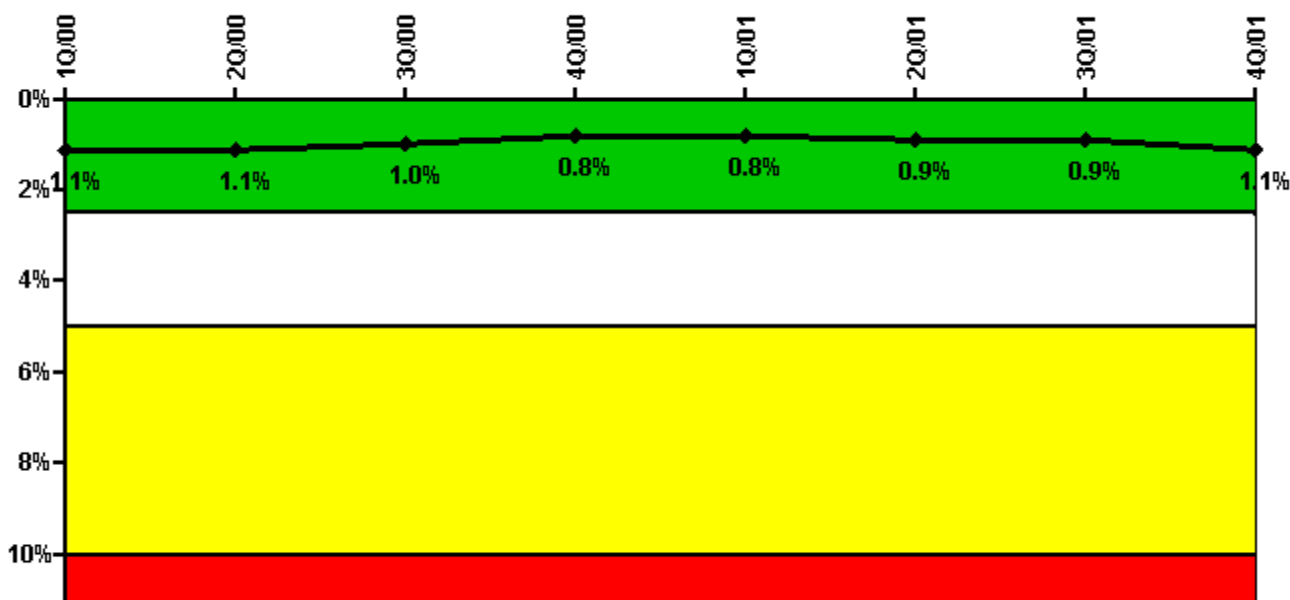
Thresholds: White > 6.0

#### Notes

Unplanned Power Changes per 7000 Critical Hrs	1Q/00	2Q/00	3Q/00	4Q/00	1Q/01	2Q/01	3Q/01	4Q/01
Unplanned power changes	0	0	0	0	0	0	0	0
Critical hours	2184.0	2159.0	2208.0	2209.0	2160.0	1358.4	2208.0	2209.0
Indicator value	1.7	0.9	0.9	0	0	0	0	0

Licensee Comments: none

### Safety System Unavailability, Emergency AC Power



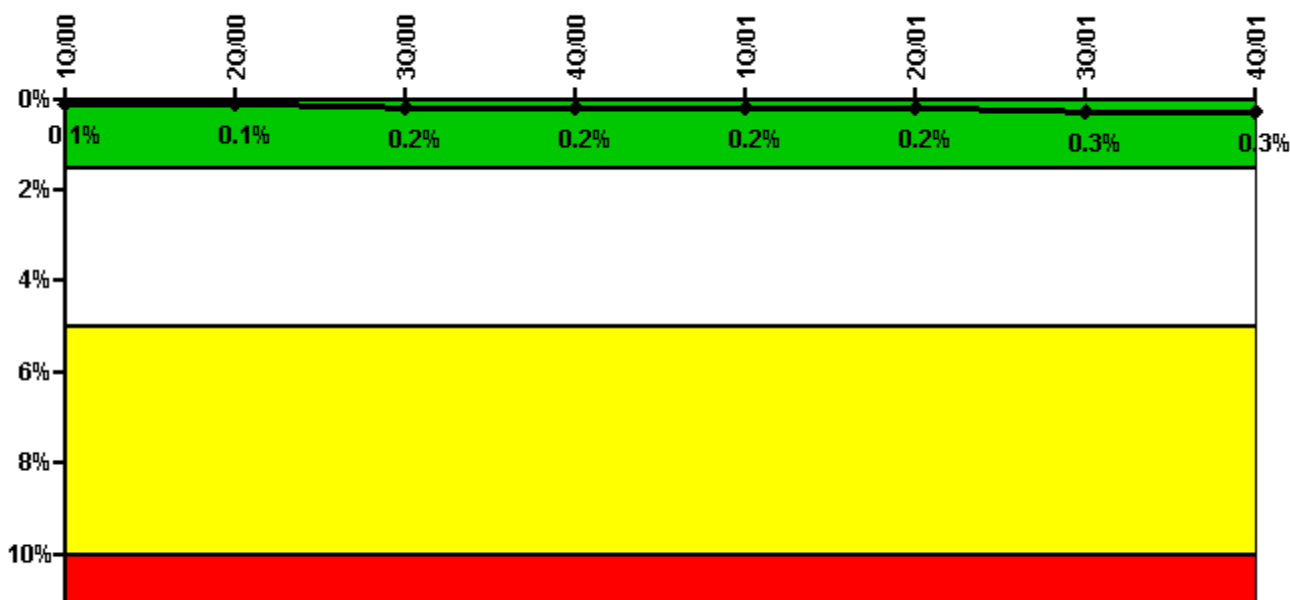
Thresholds: White > 2.5% Yellow > 5.0% Red > 10.0%

#### Notes

Safety System Unavailability, Emergency AC Power	1Q/00	2Q/00	3Q/00	4Q/00	1Q/01	2Q/01	3Q/01	4Q/01
<b>Train 1</b>								
Planned unavailable hours	17.50	10.65	8.70	40.90	10.40	9.70	16.40	18.42
Unplanned unavailable hours	0	0	0	0	0	0	0	0
Fault exposure hours	0	0	0	0	0	0	0	0
Effective Reset hours	0	0	0	0	0	0	0	0
Required hours	2184.00	2183.00	2208.00	2209.00	2160.00	1817.90	2208.00	2209.00
<b>Train 2</b>								
Planned unavailable hours	9.90	10.65	9.30	19.70	9.90	10.85	24.07	12.70
Unplanned unavailable hours	0	0	0	0	0	0	10.95	88.00
Fault exposure hours	0	0	0	0	0	0	0	0
Effective Reset hours	0	0	0	0	0	0	0	0
Required hours	2184.00	2183.00	2208.00	2209.00	2160.00	1710.70	2208.00	2209.00
<b>Indicator value</b>	<b>1.1%</b>	<b>1.1%</b>	<b>1.0%</b>	<b>0.8%</b>	<b>0.8%</b>	<b>0.9%</b>	<b>0.9%</b>	<b>1.1%</b>

Licensee Comments: none

### Safety System Unavailability, High Pressure Injection System (HPSI)



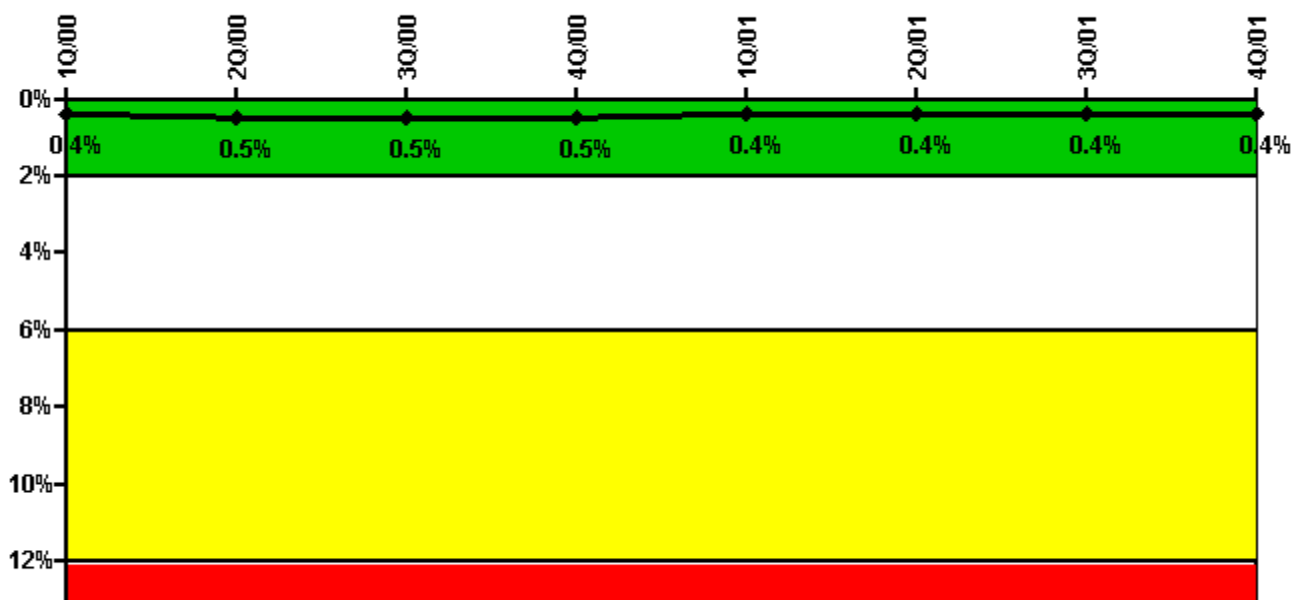
Thresholds: White > 1.5% Yellow > 5.0% Red > 10.0%

#### Notes

Safety System Unavailability, High Pressure Injection System (HPSI)	1Q/00	2Q/00	3Q/00	4Q/00	1Q/01	2Q/01	3Q/01	4Q/01
<b>Train 1</b>								
Planned unavailable hours	0	3.40	15.60	9.20	1.40	7.30	6.30	2.30
Unplanned unavailable hours	0	5.70	0	0	1.10	0	0	0
Fault exposure hours	0	0	0	0	0	0	0	0
Effective Reset hours	0	0	0	0	0	0	0	0
Required hours	2184.00	2183.00	2208.00	2209.00	2160.00	1358.00	2208.00	2209.00
<b>Train 2</b>								
Planned unavailable hours	0	3.00	33.70	0	1.40	6.30	13.40	6.70
Unplanned unavailable hours	0	0	0	0	0	0	0	0
Fault exposure hours	0	0	0	0	0	0	0	0
Effective Reset hours	0	0	0	0	0	0	0	0
Required hours	2184.00	2183.00	2208.00	2209.00	2160.00	1358.00	2208.00	2209.00
<b>Indicator value</b>	<b>0.1%</b>	<b>0.1%</b>	<b>0.2%</b>	<b>0.2%</b>	<b>0.2%</b>	<b>0.2%</b>	<b>0.3%</b>	<b>0.3%</b>

Licensee Comments: none

### Safety System Unavailability, Heat Removal System (AFW)



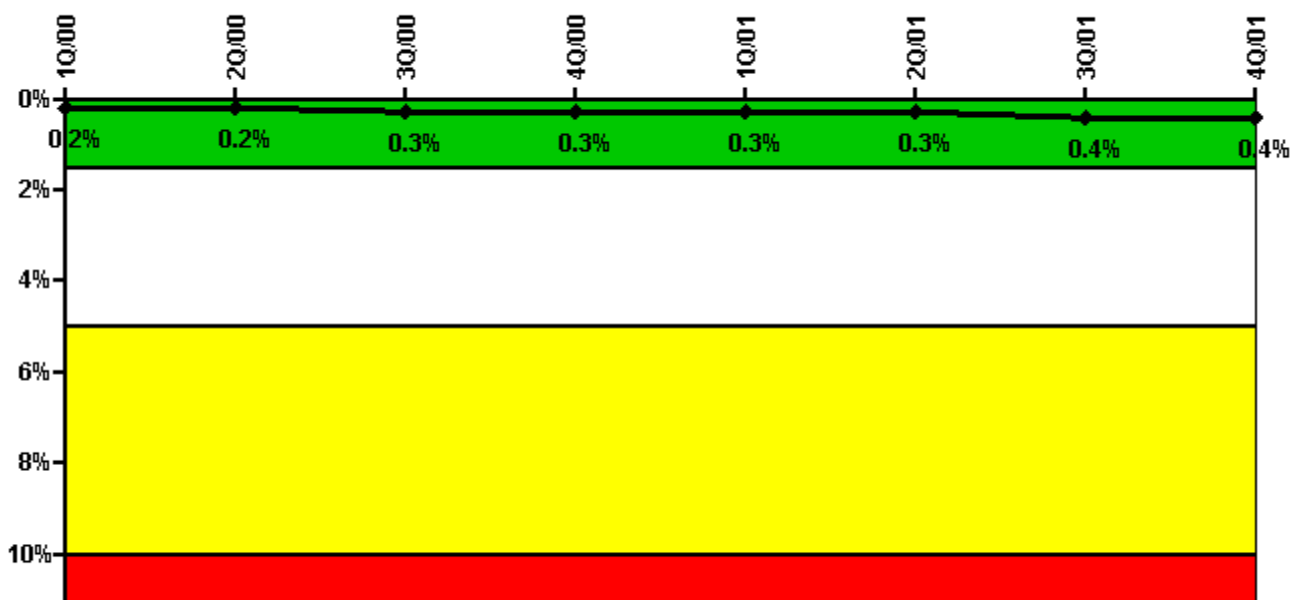
Thresholds: White > 2.0% Yellow > 6.0% Red > 12.0%

#### Notes

Safety System Unavailability, Heat Removal System (AFW)	1Q/00	2Q/00	3Q/00	4Q/00	1Q/01	2Q/01	3Q/01	4Q/01
<b>Train 1</b>								
Planned unavailable hours	5.10	7.80	4.90	4.20	7.60	0	12.70	5.10
Unplanned unavailable hours	0	0	16.40	0	0	0	0	0
Fault exposure hours	0	0	0	0	0	0	0	0
Effective Reset hours	0	0	0	0	0	0	0	0
Required hours	2184.00	2183.00	2208.00	2209.00	2160.00	1358.00	2208.00	2209.00
<b>Train 2</b>								
Planned unavailable hours	11.40	15.50	3.70	2.70	5.20	7.80	6.90	10.50
Unplanned unavailable hours	0	0	21.50	0	0	0	0	0
Fault exposure hours	0	0	0	0	0	0	0	0
Effective Reset hours	0	0	0	0	0	0	0	0
Required hours	2184.00	2183.00	2208.00	2209.00	2160.00	1358.00	2208.00	2209.00
<b>Train 3</b>								
Planned unavailable hours	9.60	7.60	11.70	16.10	9.70	2.30	12.00	14.90
Unplanned unavailable hours	0	0	0	0	0	0	0	0
Fault exposure hours	0	0	0	0	0	0	0	0
Effective Reset hours	0	0	0	0	0	0	0	0
Required hours	2184.00	2183.00	2208.00	2209.00	2160.00	1358.00	2208.00	2209.00
<b>Indicator value</b>	<b>0.4%</b>	<b>0.5%</b>	<b>0.5%</b>	<b>0.5%</b>	<b>0.4%</b>	<b>0.4%</b>	<b>0.4%</b>	<b>0.4%</b>

Licensee Comments: none

### Safety System Unavailability, Residual Heat Removal System



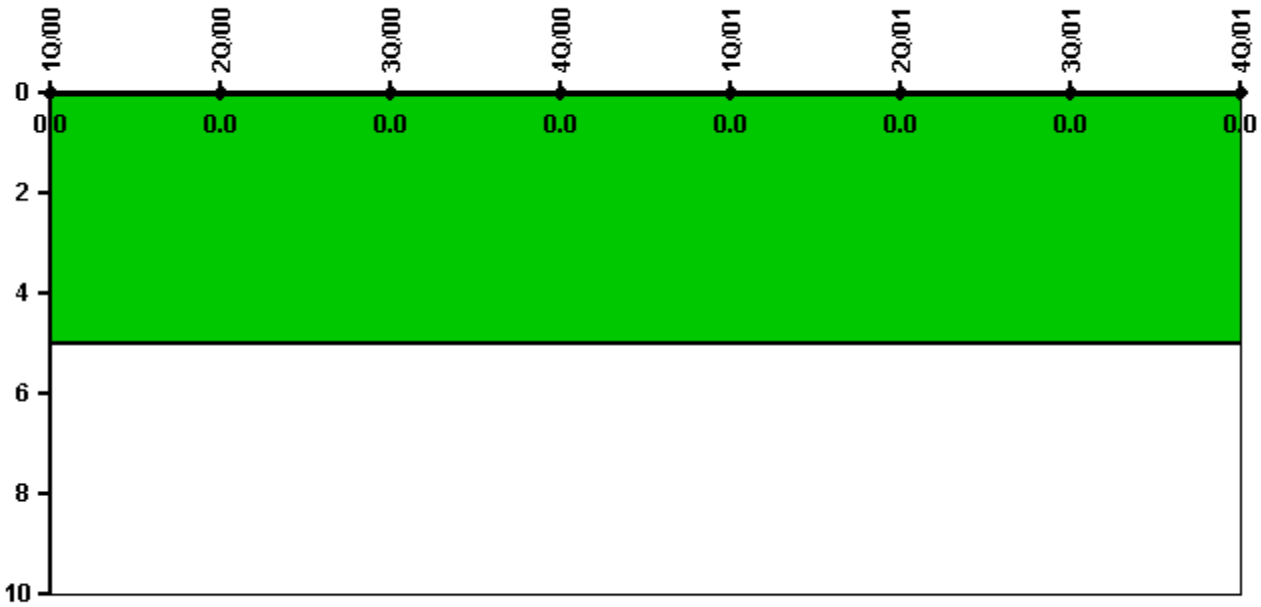
Thresholds: White > 1.5% Yellow > 5.0% Red > 10.0%

#### Notes

Safety System Unavailability, Residual Heat Removal System	1Q/00	2Q/00	3Q/00	4Q/00	1Q/01	2Q/01	3Q/01	4Q/01
<b>Train 1</b>								
Planned unavailable hours	16.90	0.40	9.80	8.90	36.60	5.40	12.10	4.90
Unplanned unavailable hours	0	0	0	0	0	0	0	0
Fault exposure hours	0	0	0	0	0	0	0	0
Effective Reset hours	0	0	0	0	0	0	0	0
Required hours	2184.00	2183.00	2208.00	2209.00	2160.00	2183.00	2208.00	2209.00
<b>Train 2</b>								
Planned unavailable hours	0.50	0.70	18.20	9.30	12.80	0.90	4.60	2.20
Unplanned unavailable hours	0	0	0	0	0	0	0	0
Fault exposure hours	0	0	0	0	0	0	0	0
Effective Reset hours	0	0	0	0	0	0	0	0
Required hours	2184.00	2183.00	2208.00	2209.00	2160.00	2183.00	2208.00	2209.00
<b>Indicator value</b>	<b>0.2%</b>	<b>0.2%</b>	<b>0.3%</b>	<b>0.3%</b>	<b>0.3%</b>	<b>0.3%</b>	<b>0.4%</b>	<b>0.4%</b>

Licensee Comments: none

### Safety System Functional Failures (PWR)



Thresholds: White > 5.0

#### Notes

Safety System Functional Failures (PWR)	1Q/00	2Q/00	3Q/00	4Q/00	1Q/01	2Q/01	3Q/01	4Q/01
Safety System Functional Failures	0	0	0	0	0	0	0	0
Indicator value	0	0	0	0	0	0	0	0

Licensee Comments: none



### Reactor Coolant System Activity



Thresholds: White > 50.0 Yellow > 100.0

### Notes


Reactor Coolant System Activity	1/00	2/00	3/00	4/00	5/00	6/00	7/00	8/00	9/00	10/00	11/00	12/00
Maximum activity	0.000434	0.000454	0.000458	0.000462	0.000491	0.000480	0.000473	0.000523	0.000519	0.000531	0.000502	0.000572
Technical specification limit	1.0	1.0	1.0	1.0	1.0	1.0	1.0	1.0	1.0	1.0	1.0	1.0
Indicator value	0	0	0	0	0	0	0	0.1	0.1	0.1	0.1	0.1

Reactor Coolant System Activity	1/01	2/01	3/01	4/01	5/01	6/01	7/01	8/01	9/01	10/01	11/01	12/01
Maximum activity	0.000548	0.000560	0.000497	0.000805	0.000194	0.000261	0.000265	0.000267	0.000276	0.000314	0.000312	0.000314
Technical specification limit	1.0	1.0	1.0	1.0	1.0	1.0	1.0	1.0	1.0	1.0	1.0	1.0
Indicator value	0.1	0.1	0	0.1	0	0	0	0	0	0	0	0

Licensee Comments: none

### Reactor Coolant System Leakage



Thresholds: White > 50.0 Yellow > 100.0

#### Notes

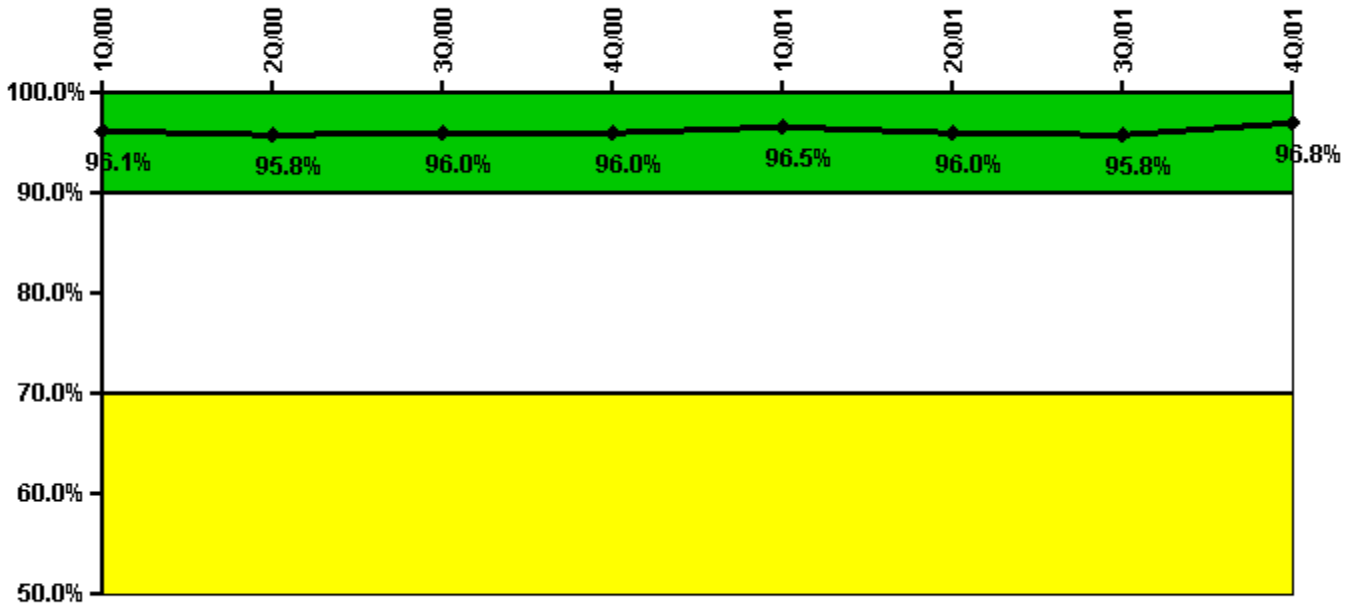
Reactor Coolant System Leakage	1/00	2/00	3/00	4/00	5/00	6/00	7/00	8/00	9/00	10/00	11/00	12/00
Maximum leakage	0.171	0.163	0.231	0.323	0.401	0.183	0.267	0.278	0.176	0.170	0.150	0.160
Technical specification limit	10.0	10.0	10.0	10.0	10.0	10.0	10.0	10.0	10.0	10.0	10.0	10.0
Indicator value	1.7	1.6	2.3	3.2	4.0	1.8	2.7	2.8	1.8	1.7	1.5	1.6

Reactor Coolant System Leakage	1/01	2/01	3/01	4/01	5/01	6/01	7/01	8/01	9/01	10/01	11/01	12/01
Maximum leakage	0.180	0.160	0.160	0.150	0.520	0.400	0.410	0.520	0.420	0.430	0.490	0.536
Technical specification limit	10.0	10.0	10.0	10.0	10.0	10.0	10.0	10.0	10.0	10.0	10.0	10.0
Indicator value	1.8	1.6	1.6	1.5	5.2	4.0	4.1	5.2	4.2	4.3	4.9	5.4

Licensee Comments: none

### Drill/Exercise Performance



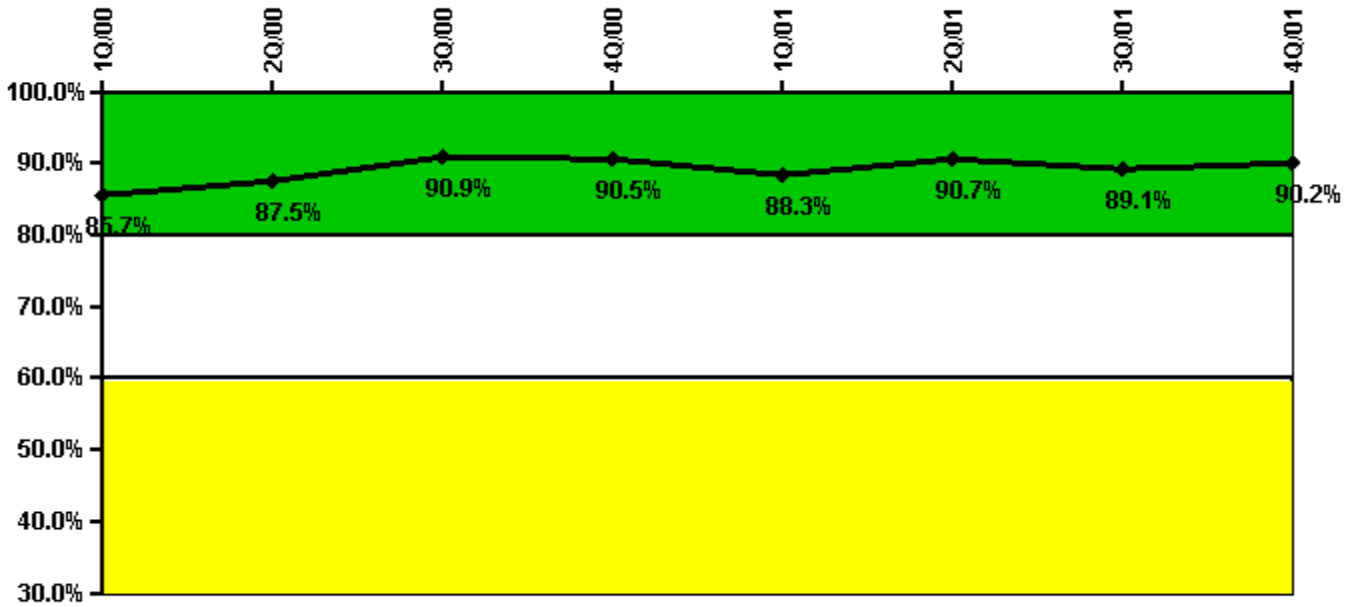
Thresholds: White < 90.0% Yellow < 70.0%

### Notes

Drill/Exercise Performance	1Q/00	2Q/00	3Q/00	4Q/00	1Q/01	2Q/01	3Q/01	4Q/01
Successful opportunities	0	18.0	26.0	0	0	27.0	10.0	10.0
Total opportunities	0	18.0	27.0	0	0	29.0	10.0	10.0
Indicator value	96.1%	95.8%	96.0%	96.0%	96.5%	96.0%	95.8%	96.8%

Licensee Comments: none

### ERO Drill Participation



Thresholds: White < 80.0% Yellow < 60.0%

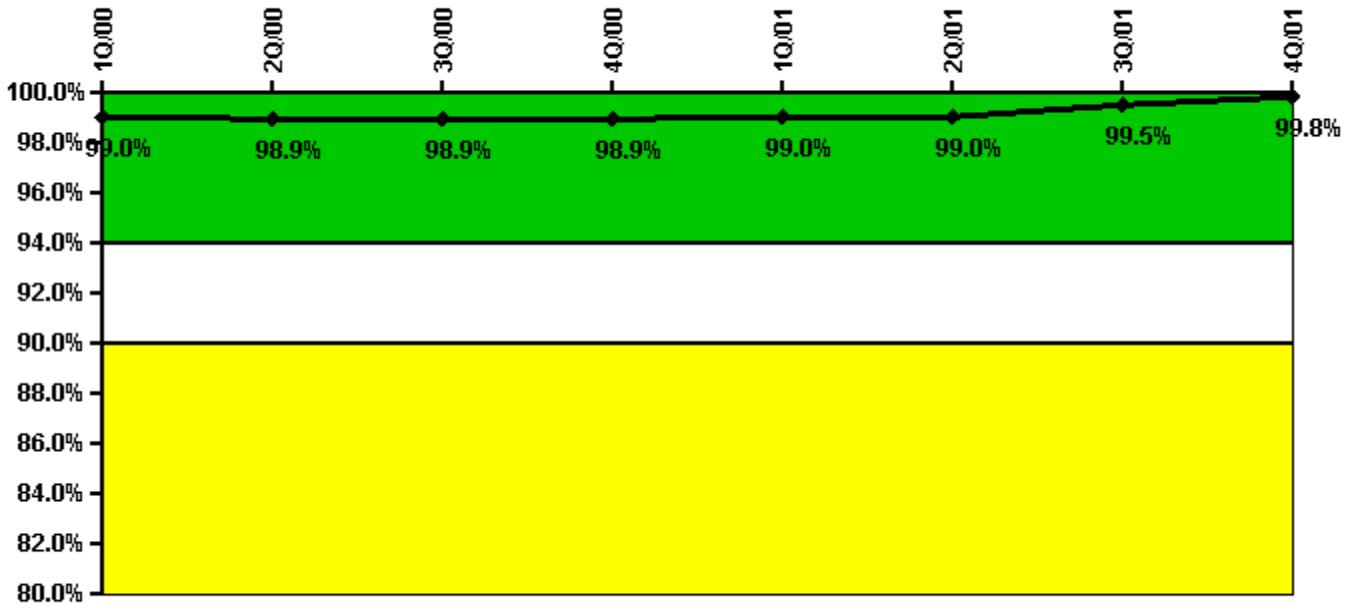
#### Notes

ERO Drill Participation	1Q/00	2Q/00	3Q/00	4Q/00	1Q/01	2Q/01	3Q/01	4Q/01
Participating Key personnel	54.0	56.0	60.0	57.0	53.0	49.0	49.0	46.0
Total Key personnel	63.0	64.0	66.0	63.0	60.0	54.0	55.0	51.0
Indicator value	85.7%	87.5%	90.9%	90.5%	88.3%	90.7%	89.1%	90.2%

Licensee Comments:

3Q/01: Revised data for 3Q/2001. Number of key ERO personnel changed from 52 to 55.

### Alert & Notification System



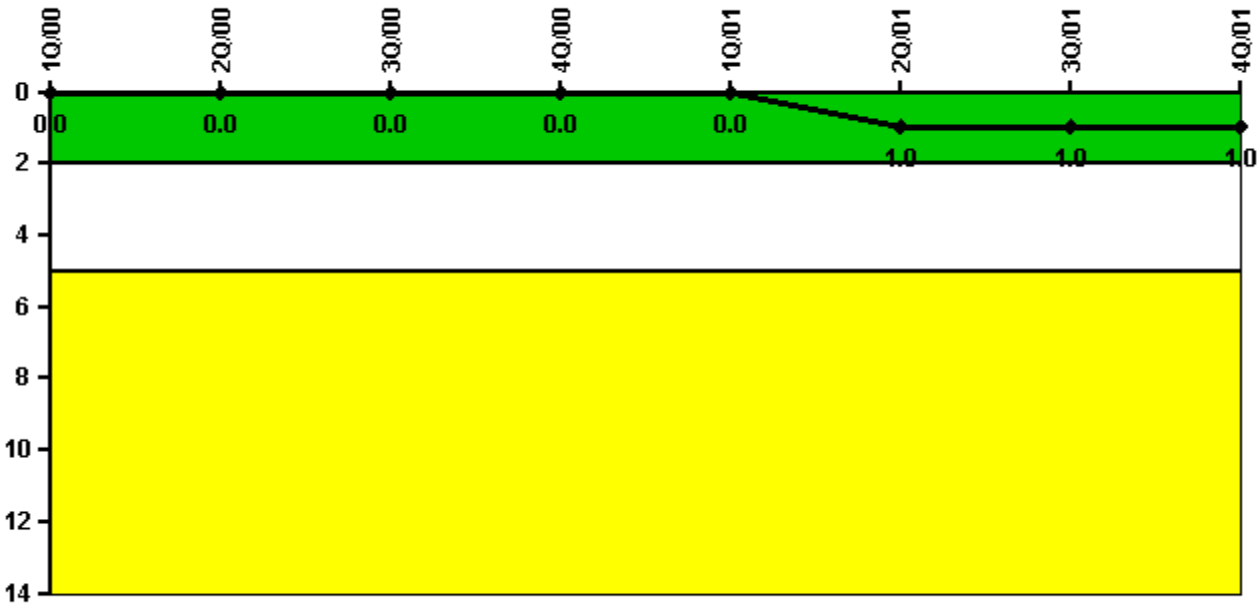
Thresholds: White < 94.0% Yellow < 90.0%

#### Notes

Alert & Notification System	1Q/00	2Q/00	3Q/00	4Q/00	1Q/01	2Q/01	3Q/01	4Q/01
Successful siren-tests	627	626	617	668	584	627	629	720
Total sirens-tests	630	630	630	675	585	630	630	720
Indicator value	99.0%	98.9%	98.9%	98.9%	99.0%	99.0%	99.5%	99.8%

Licensee Comments: none

### Occupational Exposure Control Effectiveness



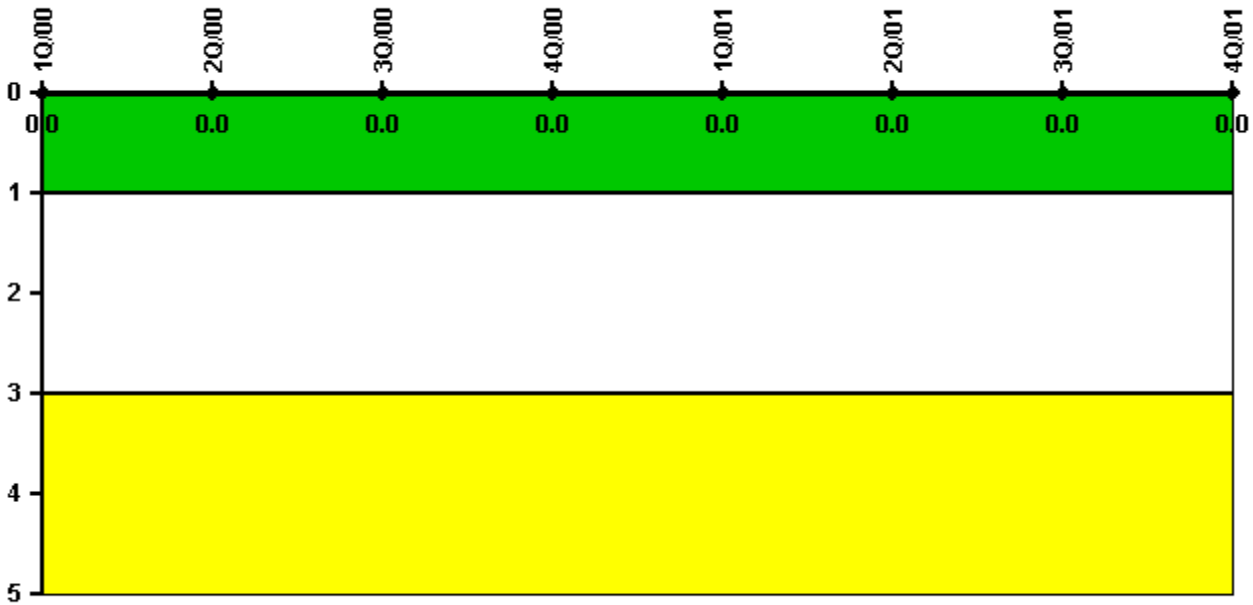
Thresholds: White > 2.0 Yellow > 5.0

#### Notes

Occupational Exposure Control Effectiveness	1Q/00	2Q/00	3Q/00	4Q/00	1Q/01	2Q/01	3Q/01	4Q/01
High radiation area occurrences	0	0	0	0	0	1	0	0
Very high radiation area occurrences	0	0	0	0	0	0	0	0
Unintended exposure occurrences	0	0	0	0	0	0	0	0
<b>Indicator value</b>	<b>0</b>	<b>0</b>	<b>0</b>	<b>0</b>	<b>0</b>	<b>1</b>	<b>1</b>	<b>1</b>

Licensee Comments: none

### RETS/ODCM Radiological Effluent



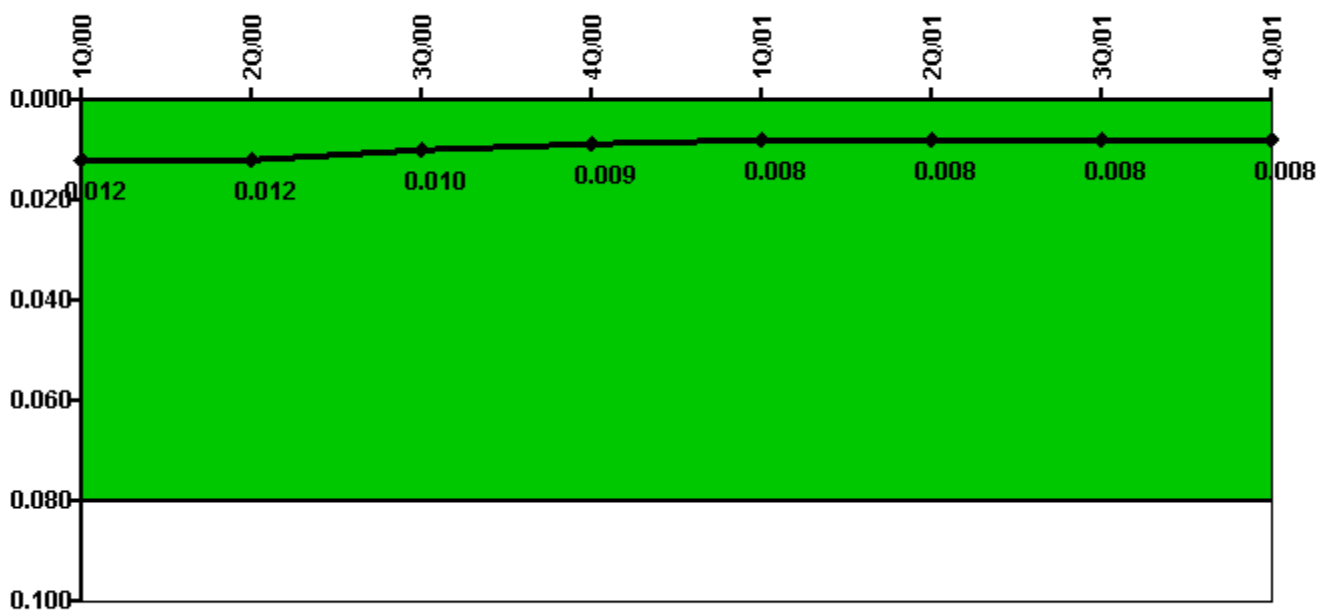
Thresholds: White > 1.0 Yellow > 3.0

#### Notes

RETS/ODCM Radiological Effluent	1Q/00	2Q/00	3Q/00	4Q/00	1Q/01	2Q/01	3Q/01	4Q/01
RETS/ODCM occurrences	0	0	0	0	0	0	0	0
Indicator value	0	0	0	0	0	0	0	0

Licensee Comments: none

### Protected Area Security Performance Index



Thresholds: White > 0.080

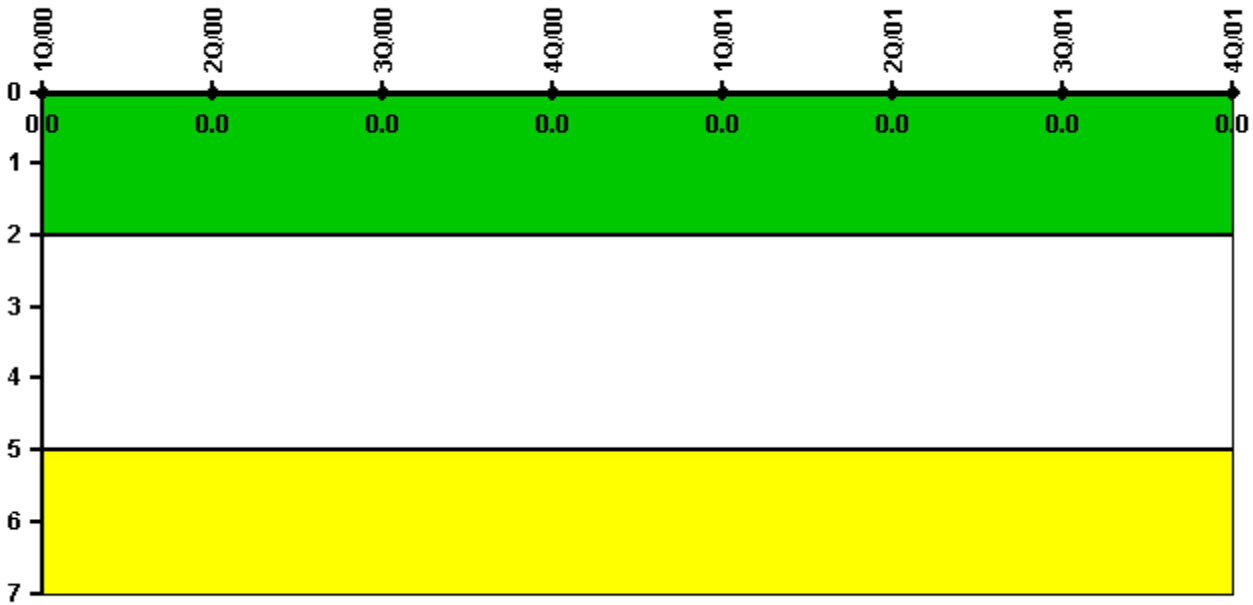
#### Notes

Protected Area Security Performance Index	1Q/00	2Q/00	3Q/00	4Q/00	1Q/01	2Q/01	3Q/01	4Q/01
IDS compensatory hours	32.93	45.72	97.88	71.13	16.38	28.52	41.14	62.05
CCTV compensatory hours	1.0	3.8	0	0.3	2.1	9.7	31.7	9.2
IDS normalization factor	1.50	1.55	1.70	1.70	1.70	1.70	1.70	1.70
CCTV normalization factor	1.1	1.1	1.1	1.1	1.1	1.1	1.1	1.1
<b>Index Value</b>	<b>0.012</b>	<b>0.012</b>	<b>0.010</b>	<b>0.009</b>	<b>0.008</b>	<b>0.008</b>	<b>0.008</b>	<b>0.008</b>

Licensee Comments: none



### Personnel Screening Program



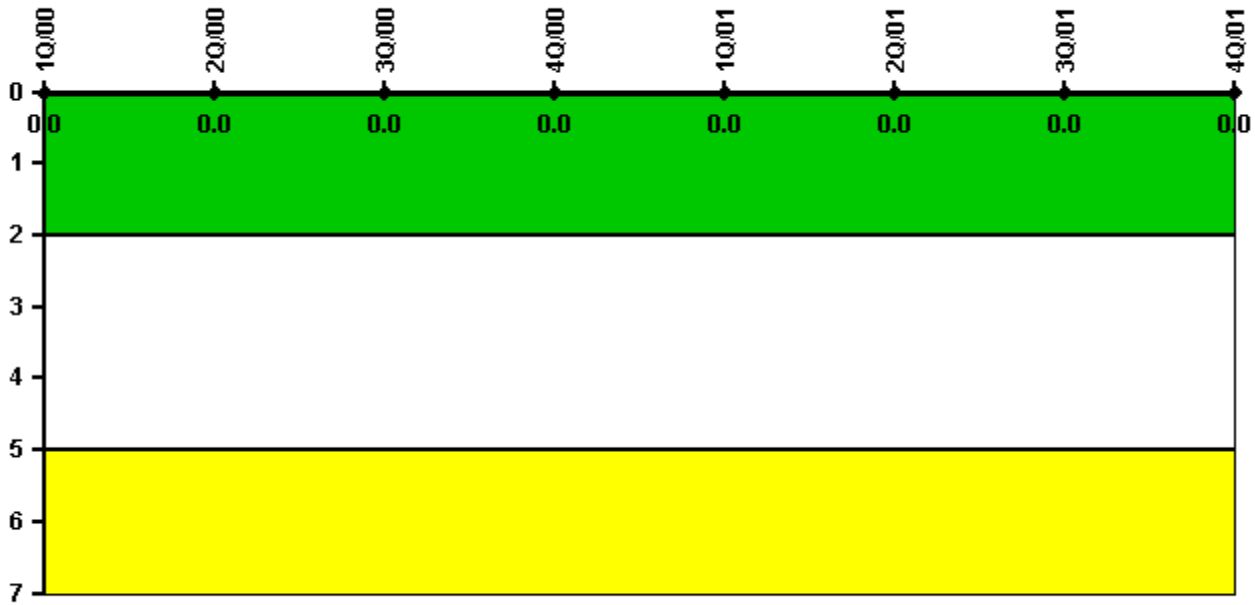
Thresholds: White > 2.0 Yellow > 5.0

#### Notes

Personnel Screening Program	1Q/00	2Q/00	3Q/00	4Q/00	1Q/01	2Q/01	3Q/01	4Q/01
Program failures	0	0	0	0	0	0	0	0
Indicator value	0	0	0	0	0	0	0	0

Licensee Comments: none

### FFD/Personnel Reliability



Thresholds: White > 2.0 Yellow > 5.0

### Notes

FFD/Personnel Reliability	1Q/00	2Q/00	3Q/00	4Q/00	1Q/01	2Q/01	3Q/01	4Q/01
Program Failures	0	0	0	0	0	0	0	0
Indicator value	0	0	0	0	0	0	0	0

Licensee Comments: none

▲ [PI Summary](#) | [Inspection Findings Summary](#) | [Action Matrix Summary](#) | [Reactor Oversight Process](#)

Last Modified: March 15, 2002