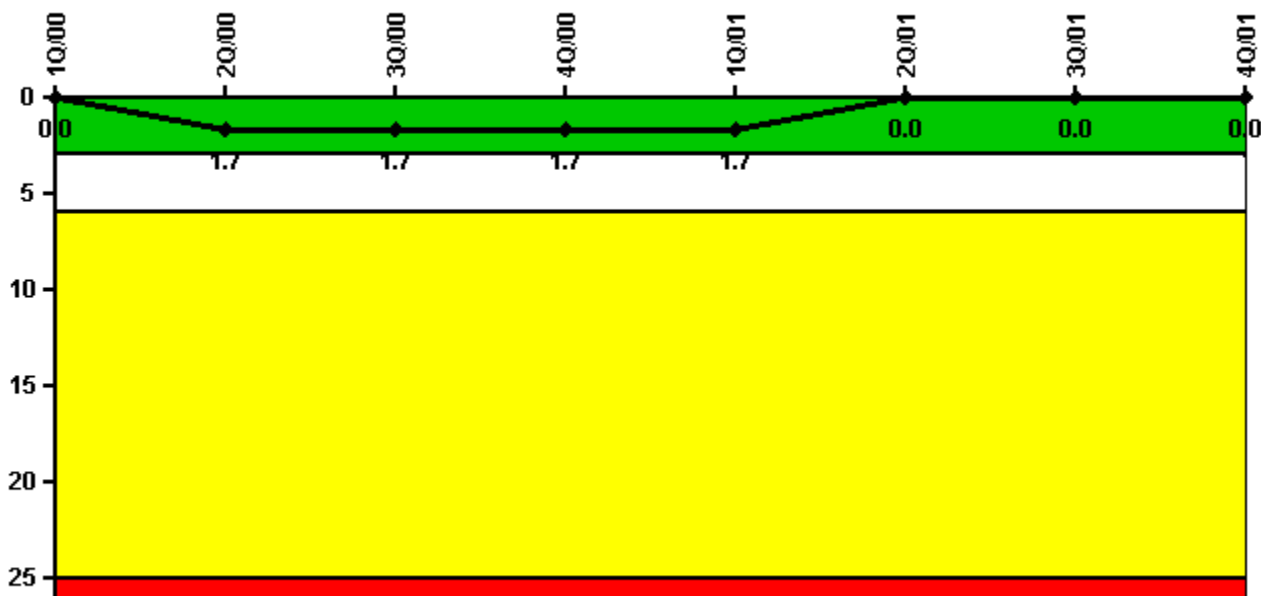


Browns Ferry 3

4Q/2001 Performance Indicators

Licensee's General Comments: none

Unplanned Scrams per 7000 Critical Hrs



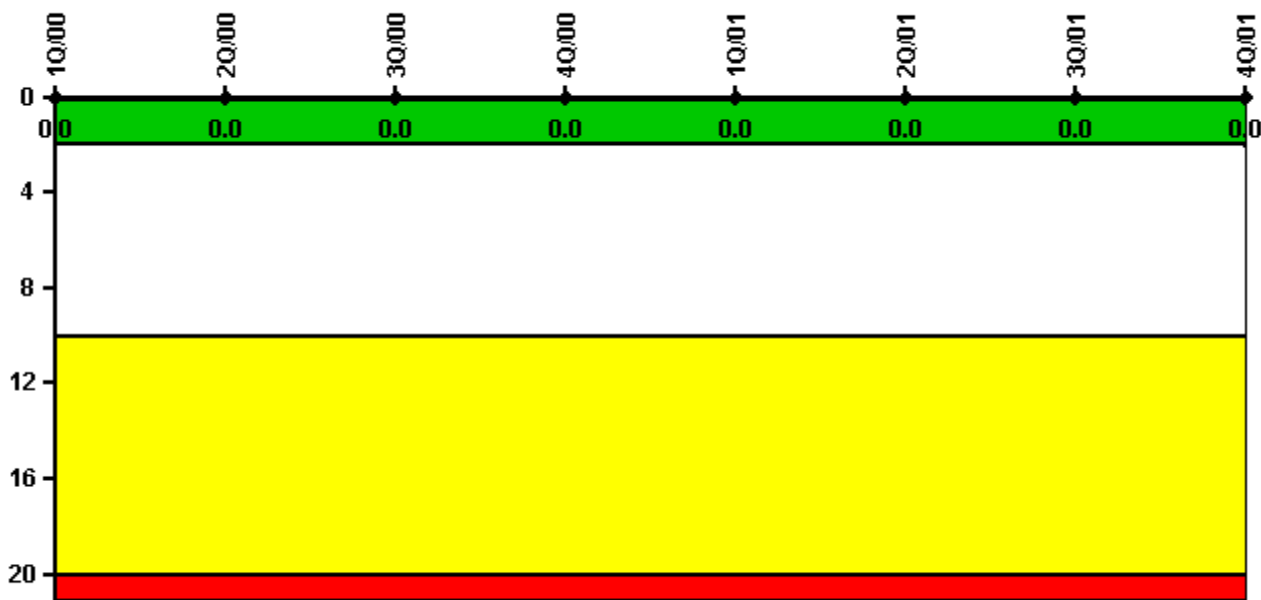
Thresholds: White > 3.0 Yellow > 6.0 Red > 25.0

Notes

Unplanned Scrams per 7000 Critical Hrs	1Q/00	2Q/00	3Q/00	4Q/00	1Q/01	2Q/01	3Q/01	4Q/01
Unplanned scrams	0	2.0	0	0	0	0	0	0
Critical hours	2184.0	1728.4	2208.0	2209.0	2160.0	2183.0	2208.0	2209.0
Indicator value	0	1.7	1.7	1.7	1.7	0	0	0

Licensee Comments: none

Scrams with Loss of Normal Heat Removal



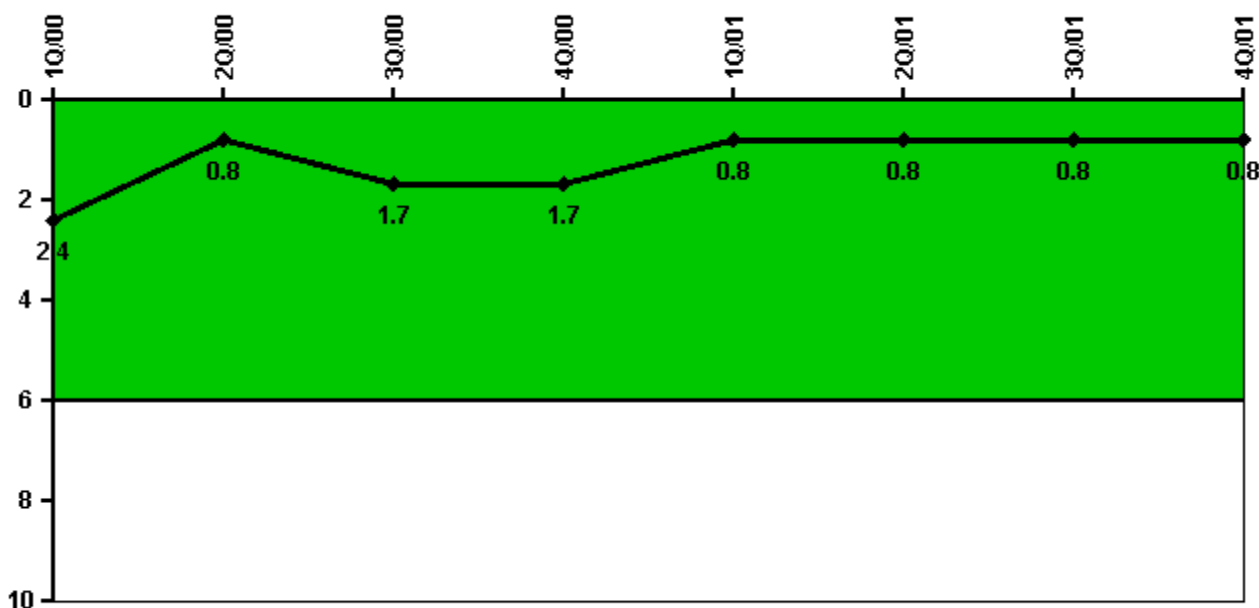
Thresholds: White > 2.0 Yellow > 10.0 Red > 20.0

Notes

Scrams with Loss of Normal Heat Removal	1Q/00	2Q/00	3Q/00	4Q/00	1Q/01	2Q/01	3Q/01	4Q/01
Scrams	0	0	0	0	0	0	0	0
Indicator value	0	0	0	0	0	0	0	0

Licensee Comments: none

Unplanned Power Changes per 7000 Critical Hrs



Thresholds: White > 6.0

Notes

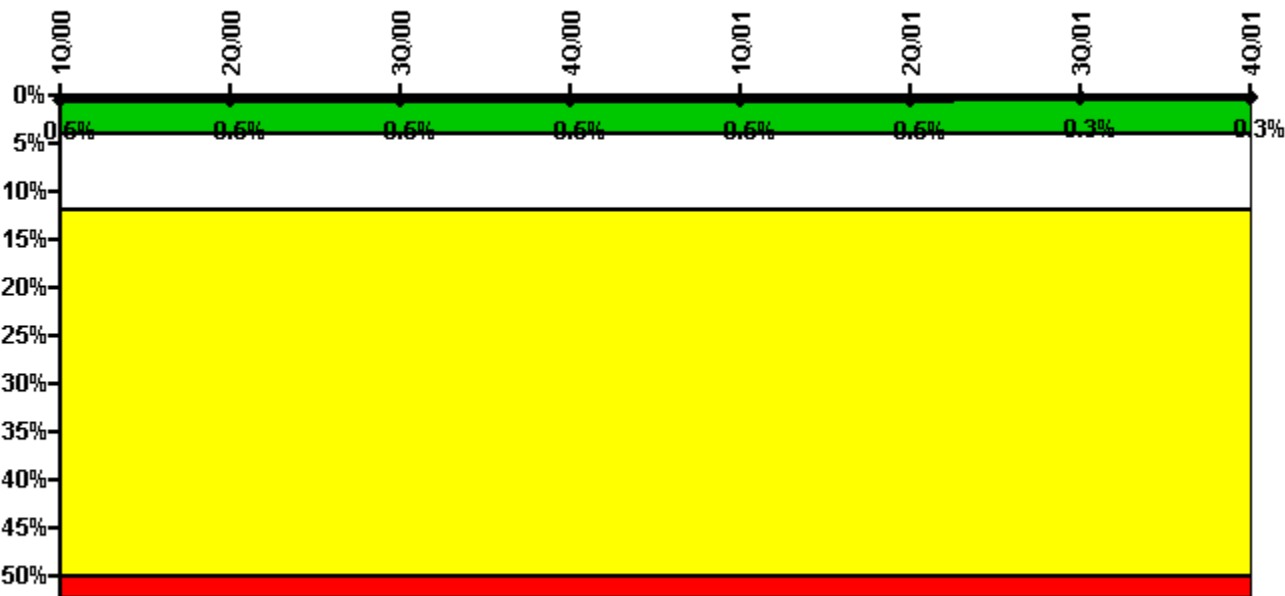
Unplanned Power Changes per 7000 Critical Hrs	1Q/00	2Q/00	3Q/00	4Q/00	1Q/01	2Q/01	3Q/01	4Q/01
Unplanned power changes	1.0	0	1.0	0	0	0	1.0	0
Critical hours	2184.0	1728.4	2208.0	2209.0	2160.0	2183.0	2208.0	2209.0
Indicator value	2.4	0.8	1.7	1.7	0.8	0.8	0.8	0.8

Licensee Comments: none

Effective Reset hours	0	0	0	0	0	0	0	0
Required hours	2184.00	2183.00	2208.00	2209.00	2160.00	2183.00	2208.00	2209.00
Train 7								
Planned unavailable hours	2.30	2.40	6.05	1.18	0.95	1.64	0.94	1.15
Unplanned unavailable hours	65.40	0	0	0	0	13.32	0	0
Fault exposure hours	0	0	0	0	0	0	0	0
Effective Reset hours	0	0	0	0	0	0	0	0
Required hours	2184.00	2183.00	2208.00	2209.00	2160.00	2183.00	2208.00	2209.00
Train 8								
Planned unavailable hours	2.50	4.10	1.90	0.85	0.99	1.02	1.29	14.32
Unplanned unavailable hours	0	0	0	3.85	0	0	0	0
Fault exposure hours	0	0	0	0	0	0	0	0
Effective Reset hours	0	0	0	0	0	0	0	0
Required hours	2184.00	2183.00	2208.00	2209.00	2160.00	2183.00	2208.00	2209.00
Indicator value	0.7%	0.6%	0.6%	0.6%	0.5%	0.5%	0.5%	0.4%

Licensee Comments: none

Safety System Unavailability, High Pressure Injection System (HPCI)



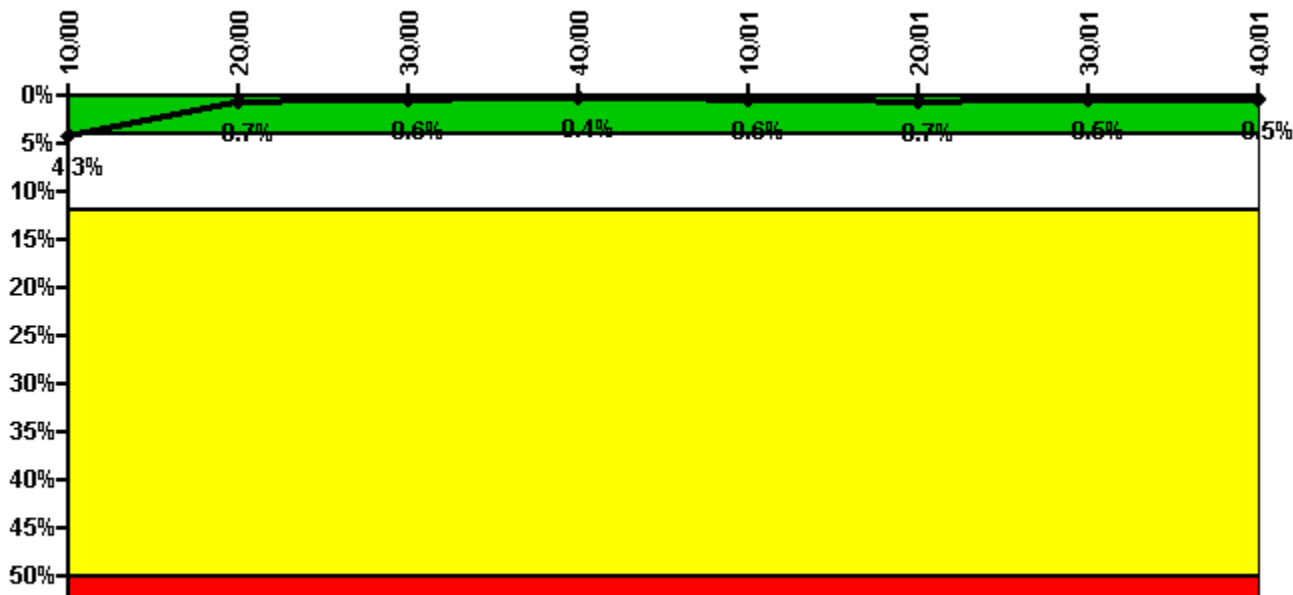
Thresholds: White > 4.0% Yellow > 12.0% Red > 50.0%

Notes

Safety System Unavailability, High Pressure Injection System (HPCI)	1Q/00	2Q/00	3Q/00	4Q/00	1Q/01	2Q/01	3Q/01	4Q/01
Train 1								
Planned unavailable hours	1.50	0.92	0	0	8.07	0	0	0
Unplanned unavailable hours	0	0	0	0	0	0	0	0
Fault exposure hours	0	0	0	0	0	0	0	0
Effective Reset hours	0	0	0	0	0	0	0	0
Required hours	2184.00	1763.07	2208.00	2209.00	2160.00	2183.00	2208.00	2209.00
Indicator value	0.5%	0.5%	0.5%	0.5%	0.5%	0.5%	0.3%	0.3%

Licensee Comments: none

Safety System Unavailability, Heat Removal System (RCIC)



Thresholds: White > 4.0% Yellow > 12.0% Red > 50.0%

Notes

Safety System Unavailability, Heat Removal System (RCIC)	1Q/00	2Q/00	3Q/00	4Q/00	1Q/01	2Q/01	3Q/01	4Q/01
Train 1								
Planned unavailable hours	5.37	1.62	0.22	0.37	36.58	5.78	0.16	0.54
Unplanned unavailable hours	0	0	0	0	13.82	27.17	0	0
Fault exposure hours	0	0	0	0	0	0	0	0
Effective Reset hours	0	905.00	0	0	0	0	0	0
Required hours	2184.00	1763.07	2208.00	2209.00	2160.00	2183.00	2208.00	2209.00
Indicator value	4.3%	0.7%	0.6%	0.4%	0.6%	0.7%	0.5%	0.5%

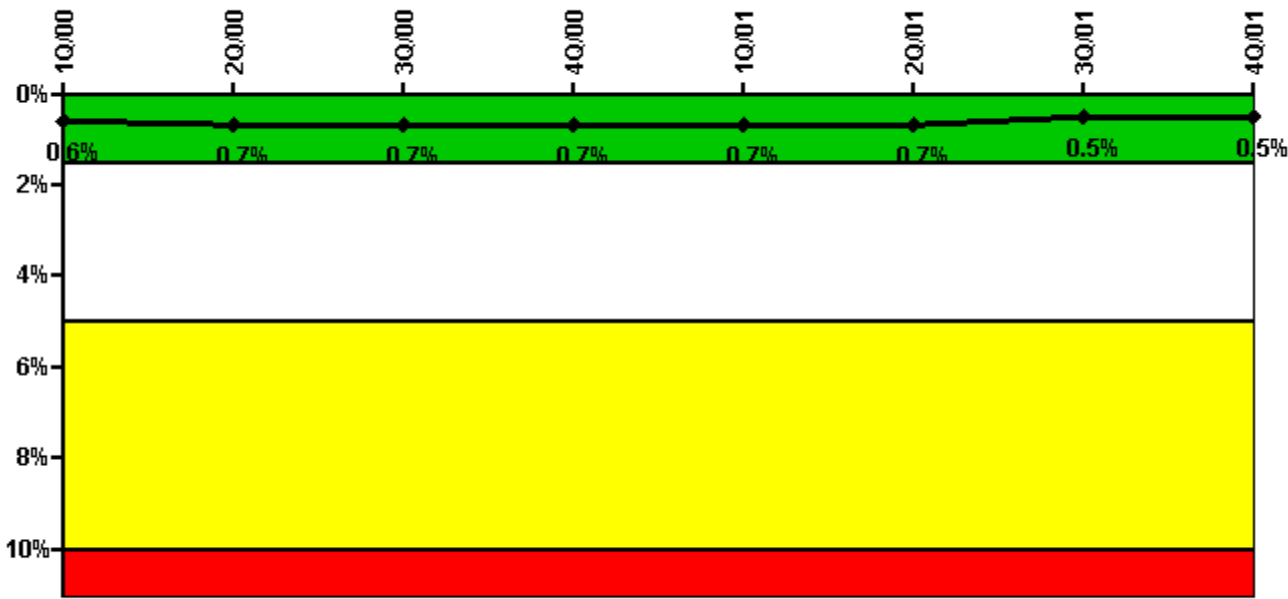
Licensee Comments:

4Q/98: Removed 905 fault exposure hours from Dec-98, in accordance with NEI 99-02 guidelines. Color changed from white to green.

Effective Reset Comments:

2Q/00: Previously reset hours were reset under the new process.

Safety System Unavailability, Residual Heat Removal System



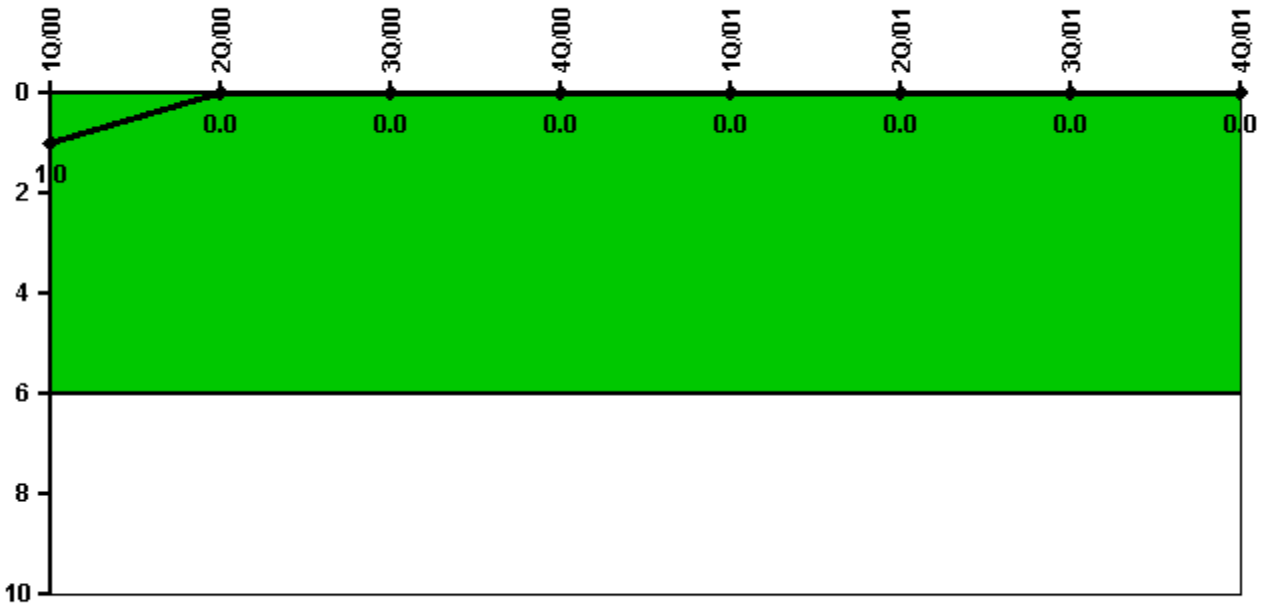
Thresholds: White > 1.5% Yellow > 5.0% Red > 10.0%

Notes

Safety System Unavailability, Residual Heat Removal System	1Q/00	2Q/00	3Q/00	4Q/00	1Q/01	2Q/01	3Q/01	4Q/01
Train 1								
Planned unavailable hours	48.77	44.33	16.83	0.37	0.60	0.38	0.35	0.32
Unplanned unavailable hours	0	0	0	0	0	0	0	0
Fault exposure hours	0	0	0	0	0	0	0	0
Effective Reset hours	0	0	0	0	0	0	0	0
Required hours	2184.00	2054.00	2208.00	2209.00	2160.00	2183.00	2208.00	2209.00
Train 2								
Planned unavailable hours	13.27	6.65	18.53	0.85	0.52	0.58	0.35	28.57
Unplanned unavailable hours	0	0	0	0	0	0	0	0
Fault exposure hours	0	0	0	0	0	0	0	0
Effective Reset hours	0	0	0	0	0	0	0	0
Required hours	2184.00	1970.00	2208.00	2209.00	2160.00	2183.00	2208.00	2209.00
Train 3								
Planned unavailable hours	45.11	44.33	36.39	20.90	0.60	28.55	0.35	22.22
Unplanned unavailable hours	0	0	0	0	0	0	0	0
Fault exposure hours	0	0	0	0	0	0	0	0
Effective Reset hours	0	0	0	0	0	0	0	0
Required hours	2184.00	2054.00	2208.00	2209.00	2160.00	2183.00	2208.00	2209.00
Train 4								
Planned unavailable hours	20.27	44.67	18.53	4.22	0.52	0.81	0.35	28.57
Unplanned unavailable hours	0	0	0	0	0	0	0	0
Fault exposure hours	0	0	0	0	0	0	0	0
Effective Reset hours	0	0	0	0	0	0	0	0
Required hours	2184.00	1970.00	2208.00	2209.00	2160.00	2183.00	2208.00	2209.00
Indicator value	0.6%	0.7%	0.7%	0.7%	0.7%	0.7%	0.5%	0.5%

Licensee Comments: none

Safety System Functional Failures (BWR)



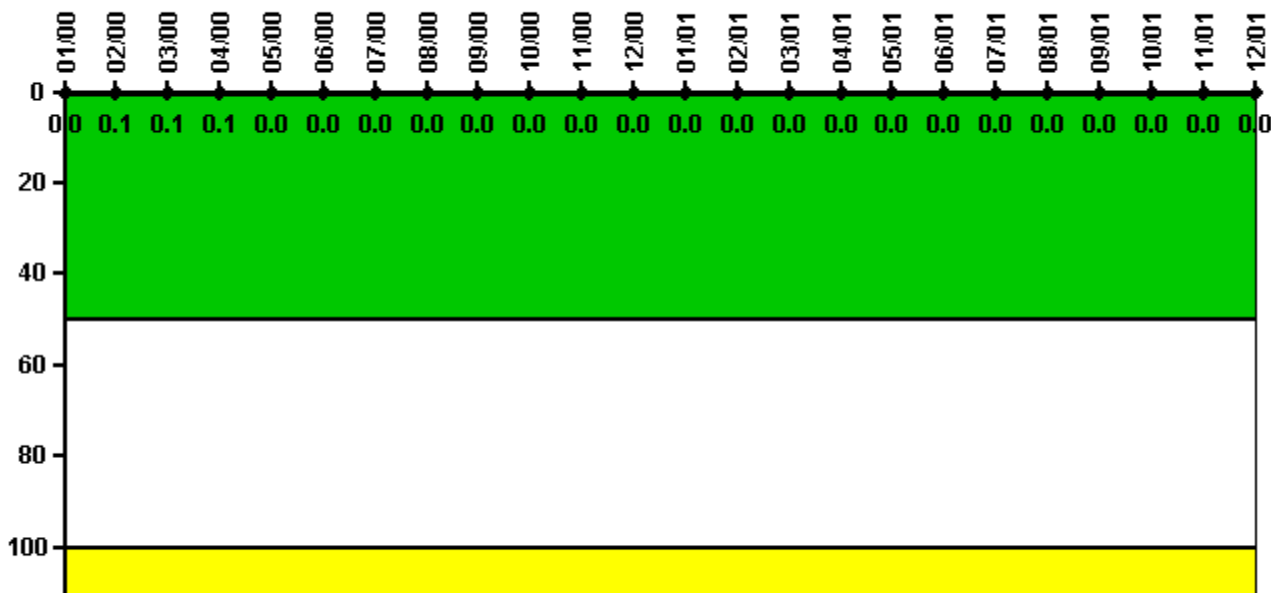
Thresholds: White > 6.0

Notes

Safety System Functional Failures (BWR)	1Q/00	2Q/00	3Q/00	4Q/00	1Q/01	2Q/01	3Q/01	4Q/01
Safety System Functional Failures	0	0	0	0	0	0	0	0
Indicator value	1	0	0	0	0	0	0	0

Licensee Comments: none

Reactor Coolant System Activity



Thresholds: White > 50.0 Yellow > 100.0

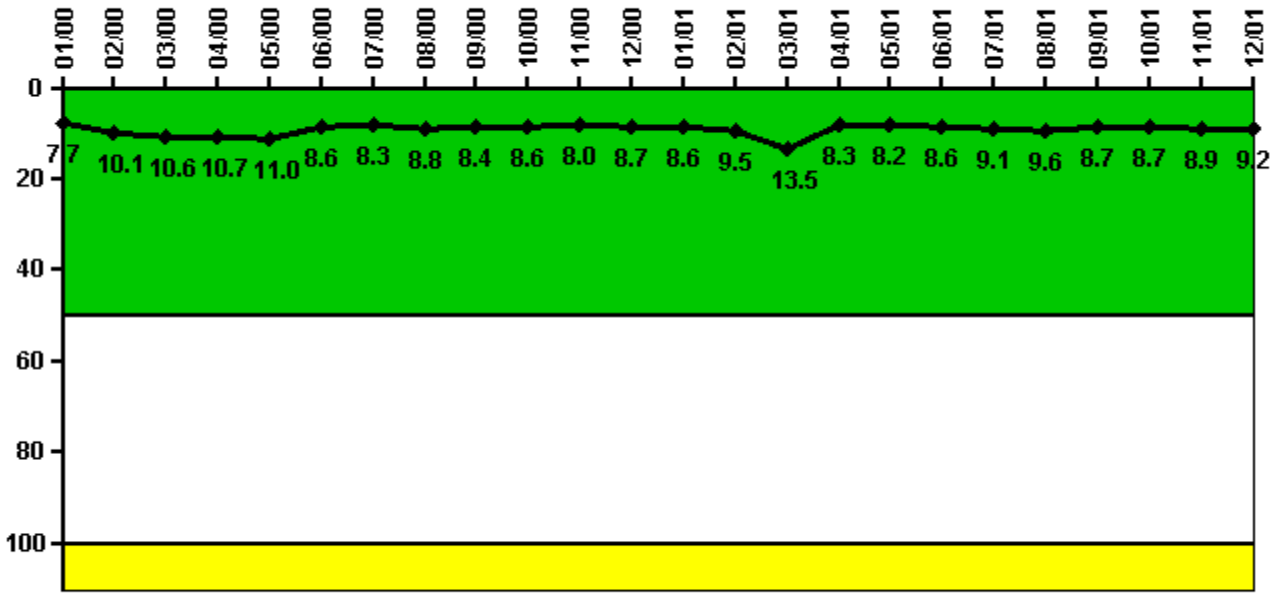
Notes

Reactor Coolant System Activity	1/00	2/00	3/00	4/00	5/00	6/00	7/00	8/00	9/00	10/00	11/00	12/00
Maximum activity	0.000281	0.002640	0.004145	0.002850	0.000391	0.000337	0.000333	0.000329	0.000244	0.000371	0.000337	0.000132
Technical specification limit	3.2	3.2	3.2	3.2	3.2	3.2	3.2	3.2	3.2	3.2	3.2	3.2
Indicator value	0	0.1	0.1	0.1	0	0	0	0	0	0	0	0

Reactor Coolant System Activity	1/01	2/01	3/01	4/01	5/01	6/01	7/01	8/01	9/01	10/01	11/01	12/01
Maximum activity	0.000219	0.000325	0.000230	0.000373	0.000596	0.000165	0.000151	0.000212	0.000300	0.000150	0.000130	0.000172
Technical specification limit	3.2	3.2	3.2	3.2	3.2	3.2	3.2	3.2	3.2	3.2	3.2	3.2
Indicator value	0	0	0	0	0	0	0	0	0	0	0	0

Licensee Comments: none

Reactor Coolant System Leakage



Thresholds: White > 50.0 Yellow > 100.0

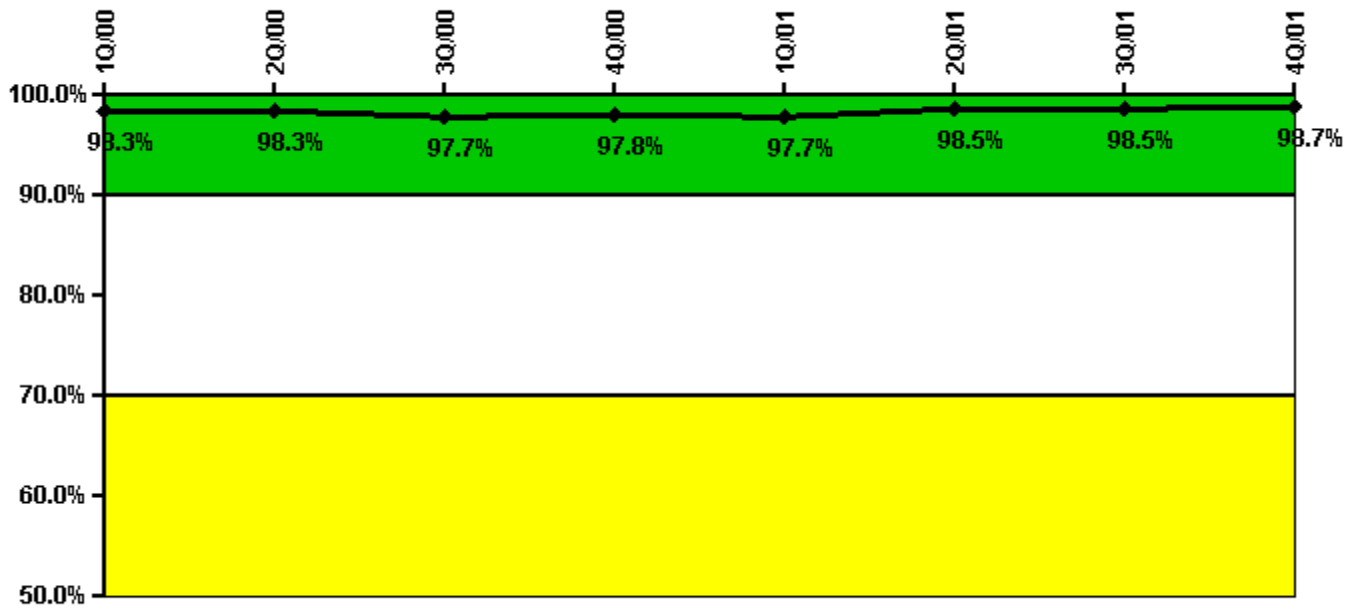
Notes

Reactor Coolant System Leakage	1/00	2/00	3/00	4/00	5/00	6/00	7/00	8/00	9/00	10/00	11/00	12/00
Maximum leakage	2.320	3.030	3.180	3.220	3.310	2.570	2.490	2.650	2.510	2.590	2.410	2.610
Technical specification limit	30.0	30.0	30.0	30.0	30.0	30.0	30.0	30.0	30.0	30.0	30.0	30.0
Indicator value	7.7	10.1	10.6	10.7	11.0	8.6	8.3	8.8	8.4	8.6	8.0	8.7

Reactor Coolant System Leakage	1/01	2/01	3/01	4/01	5/01	6/01	7/01	8/01	9/01	10/01	11/01	12/01
Maximum leakage	2.590	2.840	4.040	2.490	2.460	2.570	2.720	2.890	2.610	2.610	2.660	2.760
Technical specification limit	30.0	30.0	30.0	30.0	30.0	30.0	30.0	30.0	30.0	30.0	30.0	30.0
Indicator value	8.6	9.5	13.5	8.3	8.2	8.6	9.1	9.6	8.7	8.7	8.9	9.2

Licensee Comments: none

Drill/Exercise Performance



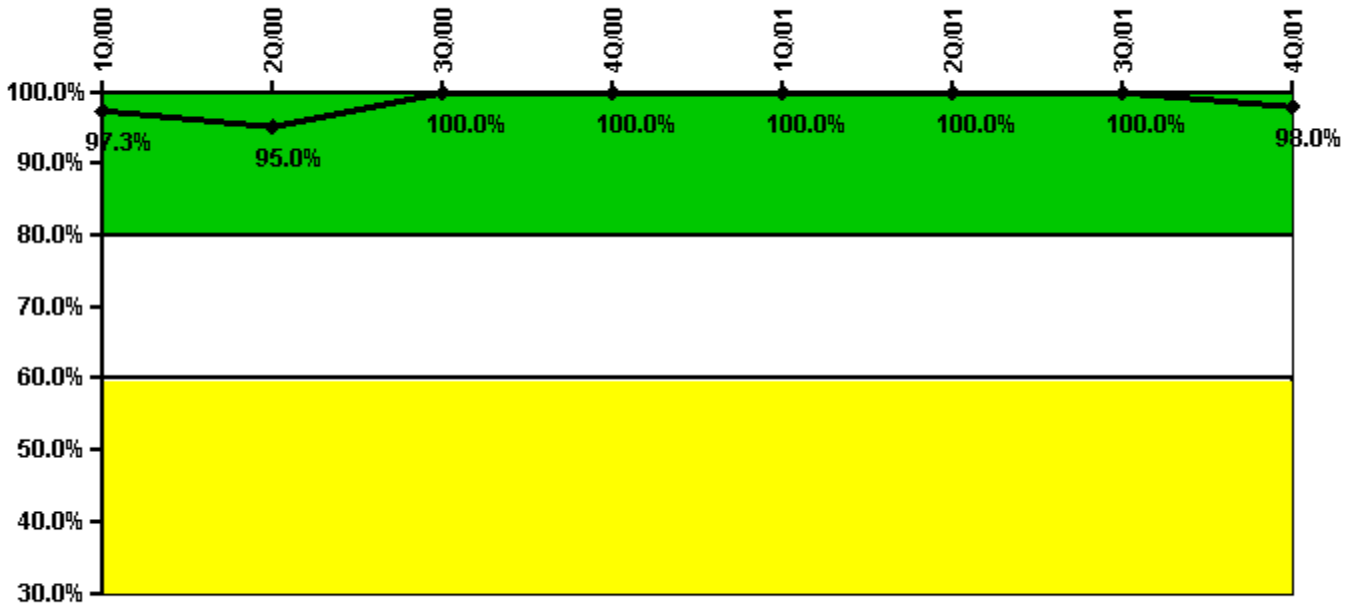
Thresholds: White < 90.0% Yellow < 70.0%

Notes

Drill/Exercise Performance	1Q/00	2Q/00	3Q/00	4Q/00	1Q/01	2Q/01	3Q/01	4Q/01
Successful opportunities	0	4.0	17.0	34.0	2.0	16.0	8.0	75.0
Total opportunities	0	4.0	18.0	34.0	2.0	16.0	8.0	76.0
Indicator value	98.3%	98.3%	97.7%	97.8%	97.7%	98.5%	98.5%	98.7%

Licensee Comments: none

ERO Drill Participation



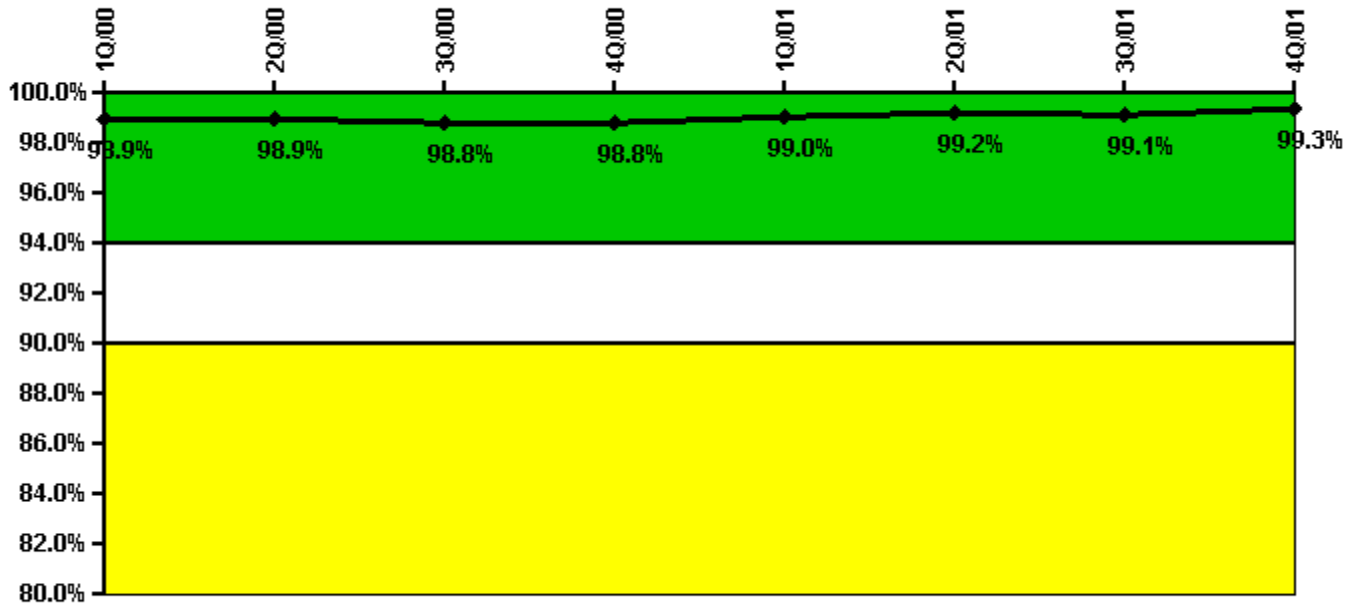
Thresholds: White < 80.0% Yellow < 60.0%

Notes

ERO Drill Participation	1Q/00	2Q/00	3Q/00	4Q/00	1Q/01	2Q/01	3Q/01	4Q/01
Participating Key personnel	36.0	38.0	41.0	37.0	38.0	38.0	39.0	48.0
Total Key personnel	37.0	40.0	41.0	37.0	38.0	38.0	39.0	49.0
Indicator value	97.3%	95.0%	100.0%	100.0%	100.0%	100.0%	100.0%	98.0%

Licensee Comments: none

Alert & Notification System



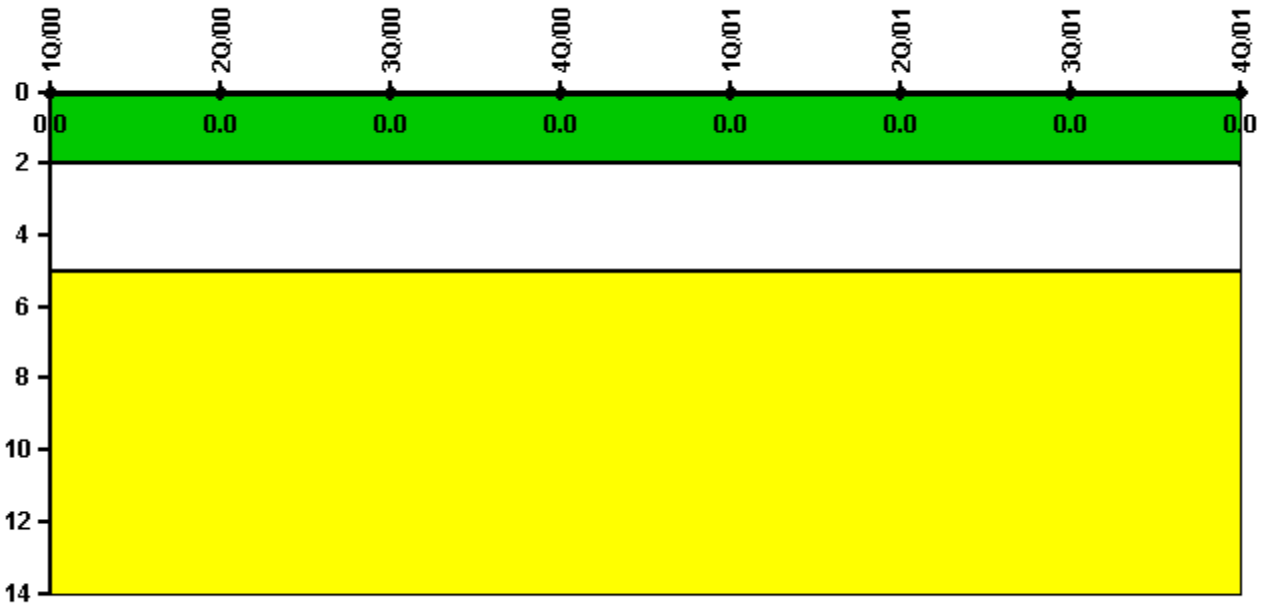
Thresholds: White < 94.0% Yellow < 90.0%

Notes

Alert & Notification System	1Q/00	2Q/00	3Q/00	4Q/00	1Q/01	2Q/01	3Q/01	4Q/01
Successful siren-tests	788	693	791	891	794	796	790	996
Total sirens-tests	800	700	800	900	800	800	800	1000
Indicator value	98.9%	98.9%	98.8%	98.8%	99.0%	99.2%	99.1%	99.3%

Licensee Comments: none

Occupational Exposure Control Effectiveness



Thresholds: White > 2.0 Yellow > 5.0

Notes

Occupational Exposure Control Effectiveness	1Q/00	2Q/00	3Q/00	4Q/00	1Q/01	2Q/01	3Q/01	4Q/01
High radiation area occurrences	0	0	0	0	0	0	0	0
Very high radiation area occurrences	0	0	0	0	0	0	0	0
Unintended exposure occurrences	0	0	0	0	0	0	0	0
Indicator value	0	0	0	0	0	0	0	0

Licensee Comments: none

RETS/ODCM Radiological Effluent



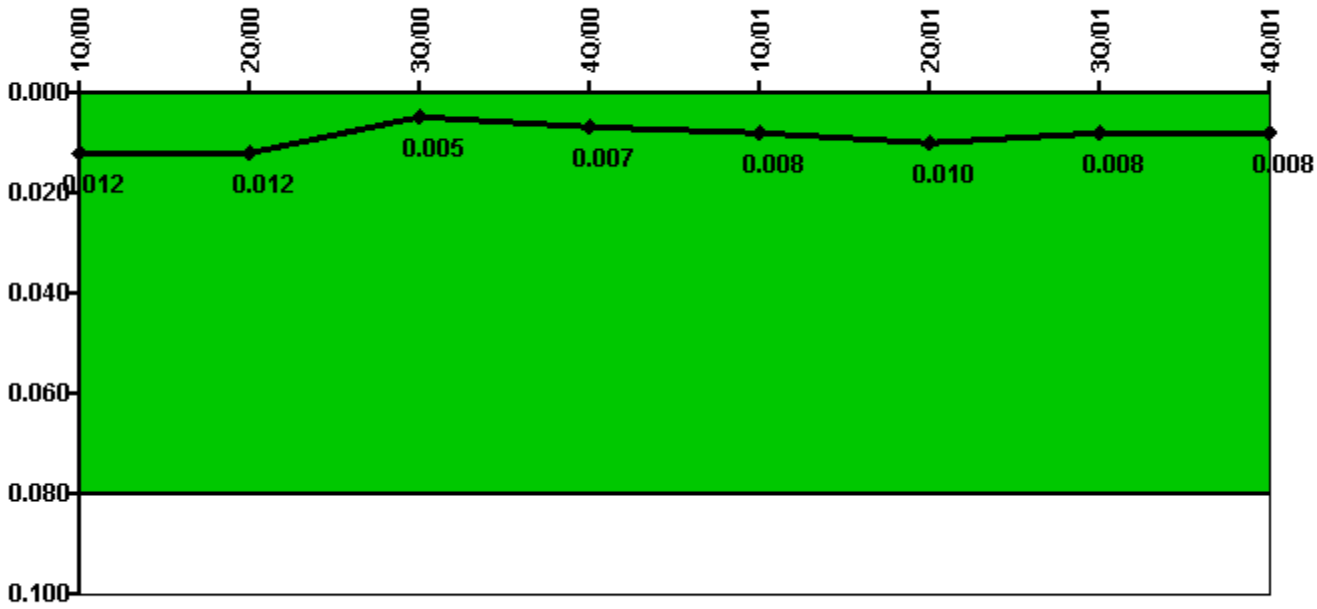
Thresholds: White > 1.0 Yellow > 3.0

Notes

RETS/ODCM Radiological Effluent	1Q/00	2Q/00	3Q/00	4Q/00	1Q/01	2Q/01	3Q/01	4Q/01
RETS/ODCM occurrences	0	0	0	0	0	0	0	0
Indicator value	0	0	0	0	0	0	0	0

Licensee Comments: none

Protected Area Security Performance Index



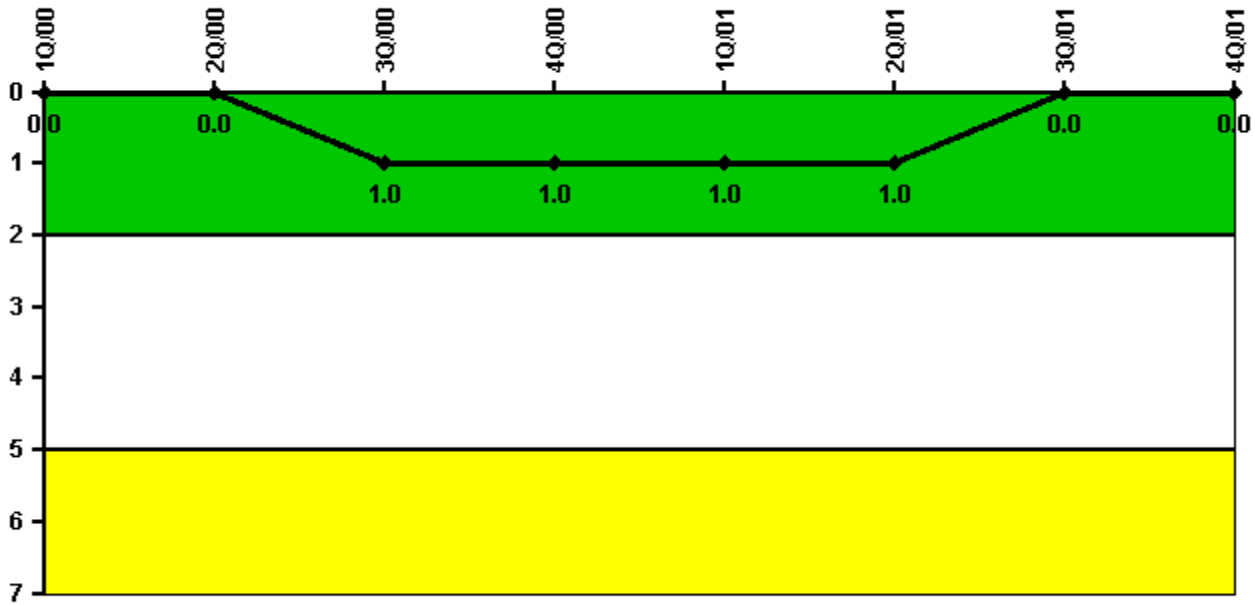
Thresholds: White > 0.080

Notes

Protected Area Security Performance Index	1Q/00	2Q/00	3Q/00	4Q/00	1Q/01	2Q/01	3Q/01	4Q/01
IDS compensatory hours	0	34.54	65.80	39.02	84.11	84.04	15.18	56.71
CCTV compensatory hours	37.7	2.9	26.6	27.4	0	0	29.9	0.4
IDS normalization factor	1.95	1.95	1.95	1.95	1.95	1.95	1.95	1.95
CCTV normalization factor	1.7	1.7	1.7	1.7	1.7	1.7	1.7	1.7
Index Value	0.012	0.012	0.005	0.007	0.008	0.010	0.008	0.008

Licensee Comments: none

Personnel Screening Program



Thresholds: White > 2.0 Yellow > 5.0

Notes

Personnel Screening Program	1Q/00	2Q/00	3Q/00	4Q/00	1Q/01	2Q/01	3Q/01	4Q/01
Program failures	0	0	1	0	0	0	0	0
Indicator value	0	0	1	1	1	1	0	0

Licensee Comments: none

FFD/Personnel Reliability



Thresholds: White > 2.0 Yellow > 5.0

Notes

FFD/Personnel Reliability	1Q/00	2Q/00	3Q/00	4Q/00	1Q/01	2Q/01	3Q/01	4Q/01
Program Failures	0	0	0	0	0	0	0	0
Indicator value	0	0	0	0	0	0	0	0

Licensee Comments: none

▲ [PI Summary](#) | [Inspection Findings Summary](#) | [Action Matrix Summary](#) | [Reactor Oversight Process](#)

Last Modified: March 15, 2002