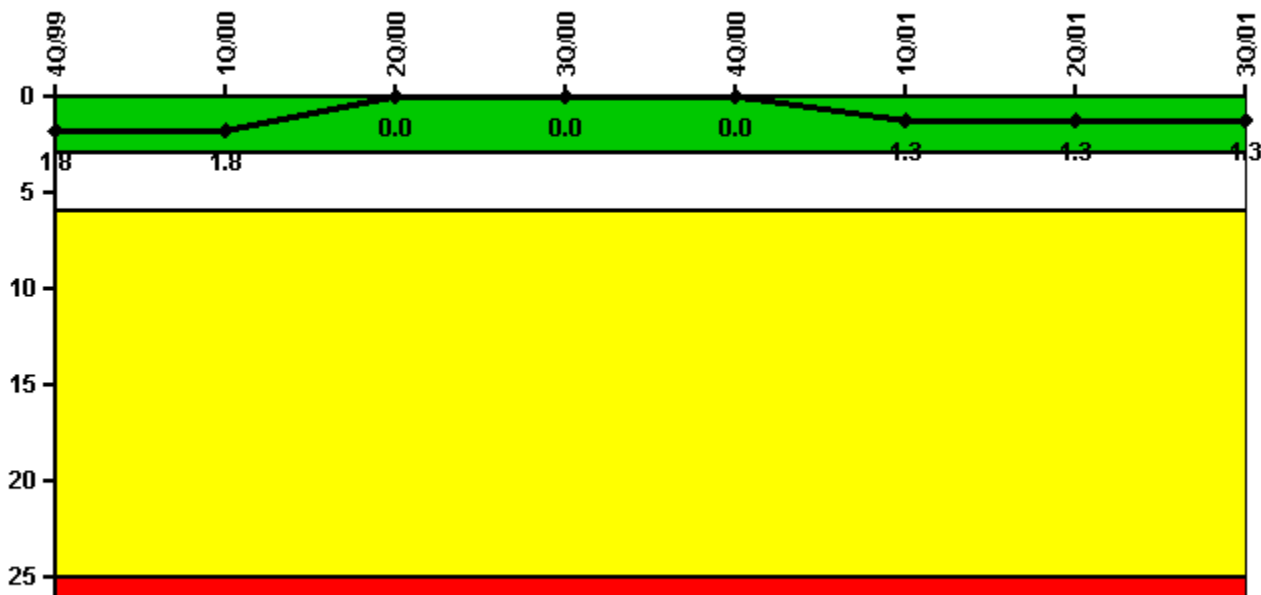


Summer

3Q/2001 Performance Indicators

Licensee's General Comments: none

Unplanned Scrams per 7000 Critical Hrs



Thresholds: White > 3.0 Yellow > 6.0 Red > 25.0

Notes

Unplanned Scrams per 7000 Critical Hrs	4Q/99	1Q/00	2Q/00	3Q/00	4Q/00	1Q/01	2Q/01	3Q/01
Unplanned scrams	0	0	0	0	0	1.0	0	0
Critical hours	2209.0	2184.0	2183.0	2208.0	149.9	737.9	2183.0	2208.0
Indicator value	1.8	1.8	0	0	0	1.3	1.3	1.3

Licensee Comments: none

Scrams with Loss of Normal Heat Removal



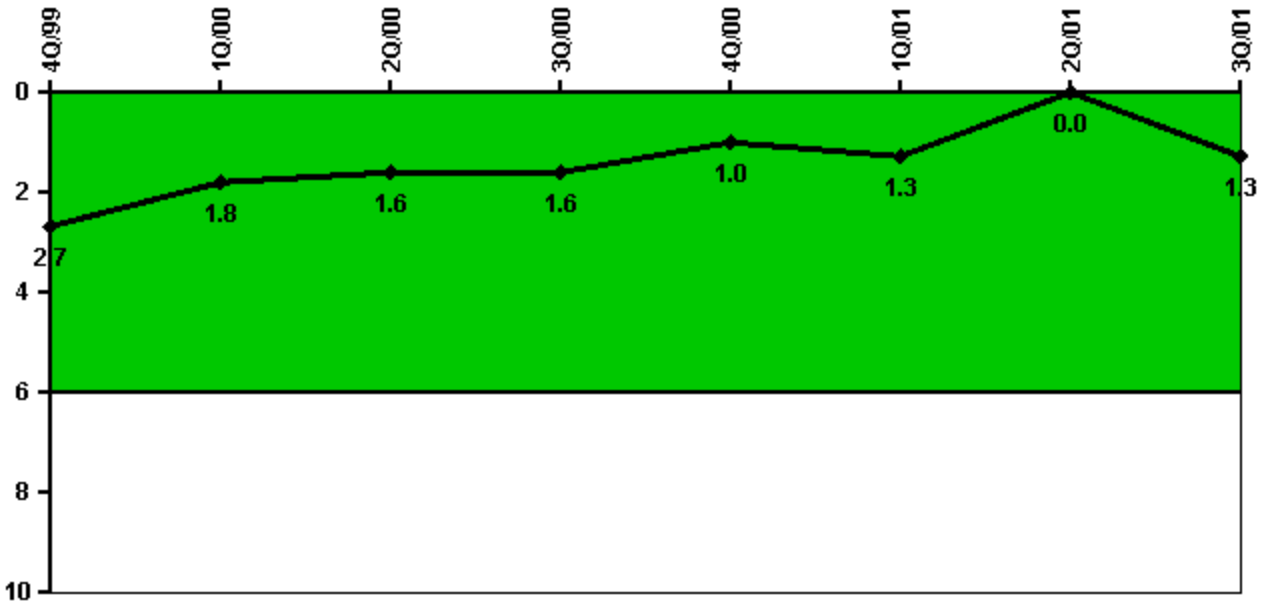
Thresholds: White > 2.0 Yellow > 10.0 Red > 20.0

Notes

Scrams with Loss of Normal Heat Removal	4Q/99	1Q/00	2Q/00	3Q/00	4Q/00	1Q/01	2Q/01	3Q/01
Scrams	0	0	0	0	0	0	0	0
Indicator value	0	0	0	0	0	0	0	0

Licensee Comments: none

Unplanned Power Changes per 7000 Critical Hrs



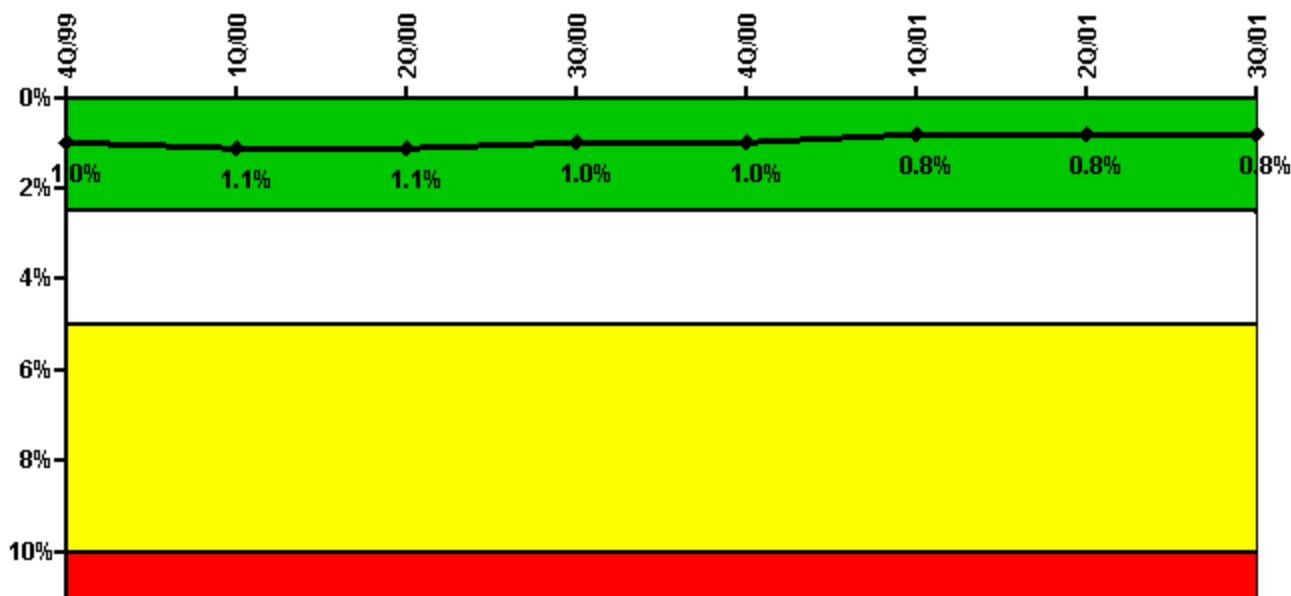
Thresholds: White > 6.0

Notes

Unplanned Power Changes per 7000 Critical Hrs	4Q/99	1Q/00	2Q/00	3Q/00	4Q/00	1Q/01	2Q/01	3Q/01
Unplanned power changes	1.0	0	1.0	0	0	0	0	1.0
Critical hours	2209.0	2184.0	2183.0	2208.0	149.9	737.9	2183.0	2208.0
Indicator value	2.7	1.8	1.6	1.6	1.0	1.3	0	1.3

Licensee Comments: none

Safety System Unavailability, Emergency AC Power



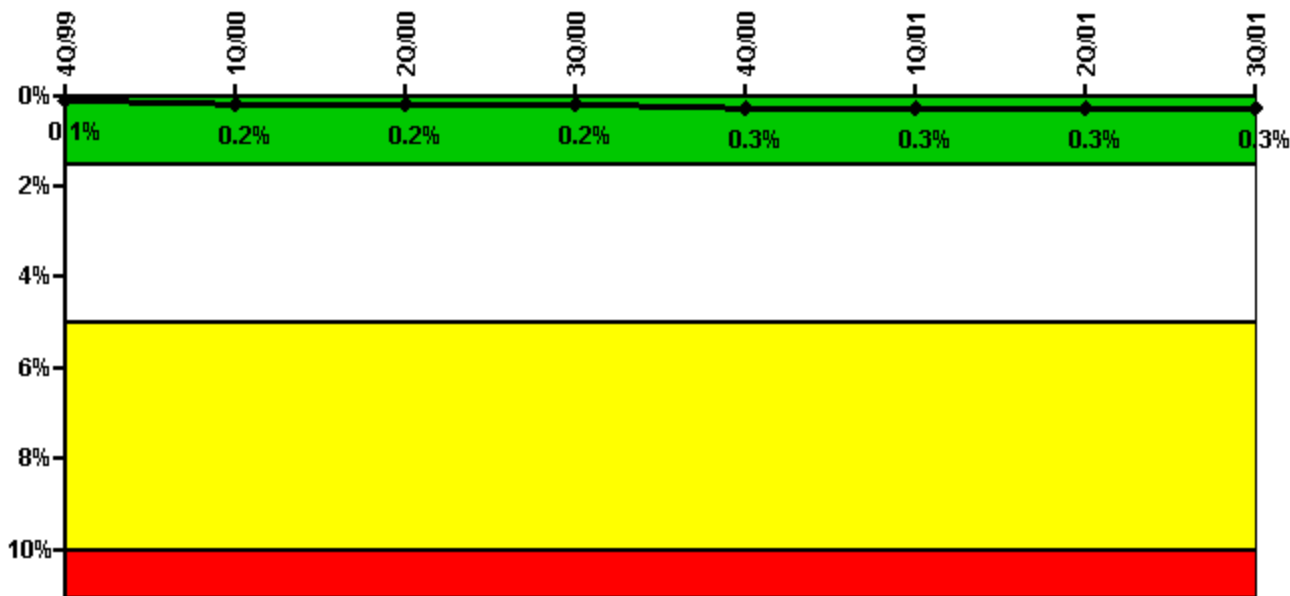
Thresholds: White > 2.5% Yellow > 5.0% Red > 10.0%

Notes

Safety System Unavailability, Emergency AC Power	4Q/99	1Q/00	2Q/00	3Q/00	4Q/00	1Q/01	2Q/01	3Q/01
Train 1								
Planned unavailable hours	0.60	52.30	11.50	11.70	0	8.20	20.90	18.50
Unplanned unavailable hours	0	0	0	0	0	0	0	0
Fault exposure hours	0	0	0	0	0	0	0	0
Effective Reset hours	0	0	0	0	0	0	0	0
Required hours	2209.00	2184.00	2183.00	2208.00	172.70	1168.40	2183.00	2208.00
Train 2								
Planned unavailable hours	12.00	13.60	25.90	16.00	0	18.70	15.40	17.50
Unplanned unavailable hours	0	0	12.30	0	0	0	0	0
Fault exposure hours	0	0	0	0	0	0	0	0
Effective Reset hours	0	0	0	0	0	0	0	0
Required hours	2209.00	2184.00	2183.00	2208.00	406.20	894.80	2183.00	2208.00
Indicator value	1.0%	1.1%	1.1%	1.0%	1.0%	0.8%	0.8%	0.8%

Licensee Comments: none

Safety System Unavailability, High Pressure Injection System (HPSI)



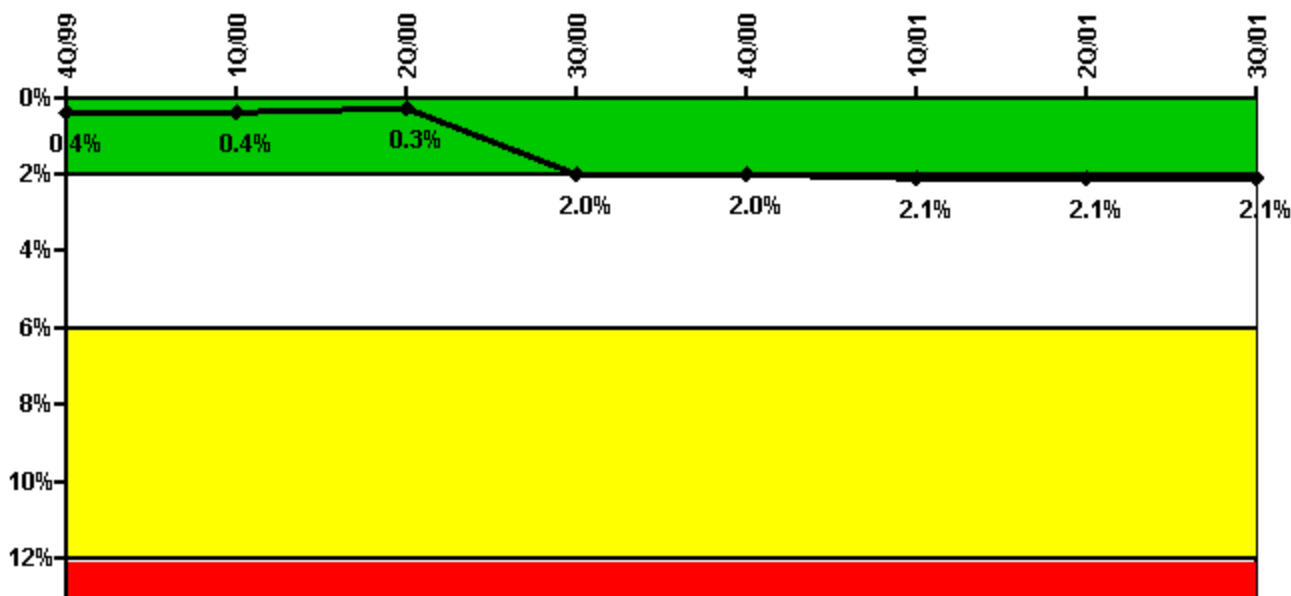
Thresholds: White > 1.5% Yellow > 5.0% Red > 10.0%

Notes

Safety System Unavailability, High Pressure Injection System (HPSI)	4Q/99	1Q/00	2Q/00	3Q/00	4Q/00	1Q/01	2Q/01	3Q/01
Train 1								
Planned unavailable hours	3.50	14.20	3.25	3.50	0	0	0.25	0.25
Unplanned unavailable hours	0	0	0	0	0	0	0	0
Fault exposure hours	0	0	0	0	0	0	0	0
Effective Reset hours	0	0	0	0	0	0	0	0
Required hours	2209.00	2184.00	2183.00	2208.00	149.90	737.90	2140.50	2208.00
Train 2								
Planned unavailable hours	3.25	15.55	3.25	3.25	0	0	0.25	0.50
Unplanned unavailable hours	0	0	21.30	0	0	0	0	0
Fault exposure hours	0	0	0	0	0	0	0	0
Effective Reset hours	0	0	0	0	0	0	0	0
Required hours	2209.00	2184.00	2183.00	2208.00	149.90	737.90	2140.50	2208.00
Indicator value	0.1%	0.2%	0.2%	0.2%	0.3%	0.3%	0.3%	0.3%

Licensee Comments: none

Safety System Unavailability, Heat Removal System (AFW)



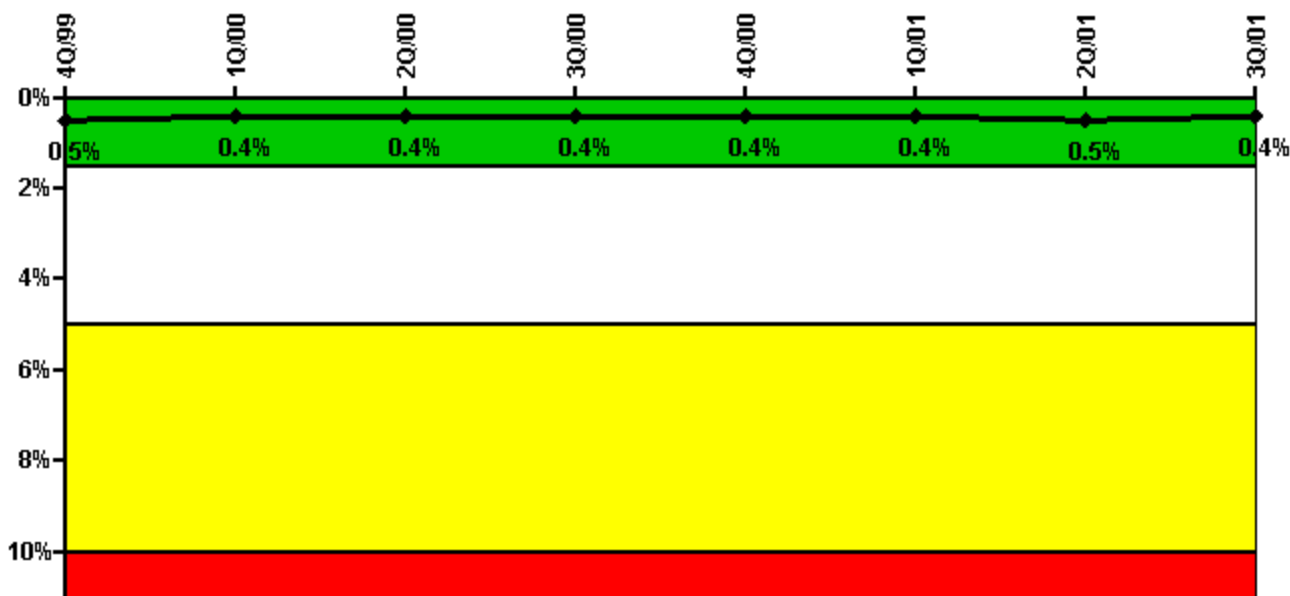
Thresholds: White > 2.0% Yellow > 6.0% Red > 12.0%

Notes

Safety System Unavailability, Heat Removal System (AFW)	4Q/99	1Q/00	2Q/00	3Q/00	4Q/00	1Q/01	2Q/01	3Q/01
Train 1								
Planned unavailable hours	8.50	0	2.00	30.80	0	0	8.20	20.30
Unplanned unavailable hours	0	0	0	0	0	0	0	0
Fault exposure hours	0	0	0	0	0	0	0	0
Effective Reset hours	0	0	0	0	0	0	0	0
Required hours	2209.00	2184.00	2183.00	2208.00	149.90	737.90	2183.00	2208.00
Train 2								
Planned unavailable hours	13.30	0	15.80	6.00	0	0	7.80	18.50
Unplanned unavailable hours	0	0	0	0	0	0	0	0
Fault exposure hours	0	0	0	0	0	0	0	0
Effective Reset hours	0	0	0	0	0	0	0	0
Required hours	2209.00	2184.00	2183.00	2208.00	149.90	737.90	2183.00	2208.00
Train 3								
Planned unavailable hours	10.60	0	7.50	0	0	0	9.10	0
Unplanned unavailable hours	0	0	0	0	0	0	0	0
Fault exposure hours	0	0	0	1157.00	0	0	0	0
Effective Reset hours	0	0	0	0	0	0	0	0
Required hours	2209.00	2184.00	2183.00	2208.00	149.90	737.90	2183.00	2208.00
Indicator value	0.4%	0.4%	0.3%	2.0%	2.0%	2.1%	2.1%	2.1%

Licensee Comments: none

Safety System Unavailability, Residual Heat Removal System



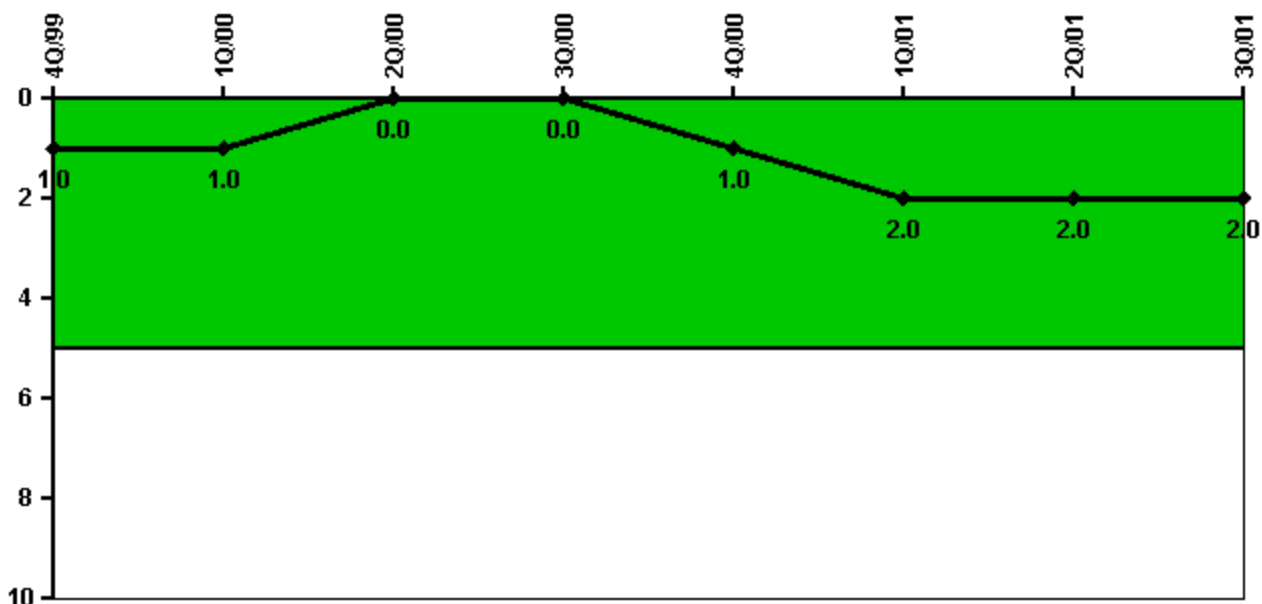
Thresholds: White > 1.5% Yellow > 5.0% Red > 10.0%

Notes

Safety System Unavailability, Residual Heat Removal System	4Q/99	1Q/00	2Q/00	3Q/00	4Q/00	1Q/01	2Q/01	3Q/01
Train 1								
Planned unavailable hours	23.95	0.25	0.25	9.30	0	0	13.50	12.50
Unplanned unavailable hours	0	0	0	0	0	0	0	0
Fault exposure hours	0	0	0	0	0	0	0	0
Effective Reset hours	0	0	0	0	0	0	0	0
Required hours	2209.00	2184.00	2183.00	2208.00	356.30	1168.40	2183.00	2208.00
Train 2								
Planned unavailable hours	7.05	12.55	0.25	12.00	0	0.25	14.70	0
Unplanned unavailable hours	0	0	0	0	0	0	0	0
Fault exposure hours	0	0	0	0	0	0	0	0
Effective Reset hours	0	0	0	0	0	0	0	0
Required hours	2209.00	2184.00	2183.00	2208.00	406.20	1168.40	2183.00	2208.00
Indicator value	0.5%	0.4%	0.4%	0.4%	0.4%	0.4%	0.5%	0.4%

Licensee Comments: none

Safety System Functional Failures (PWR)



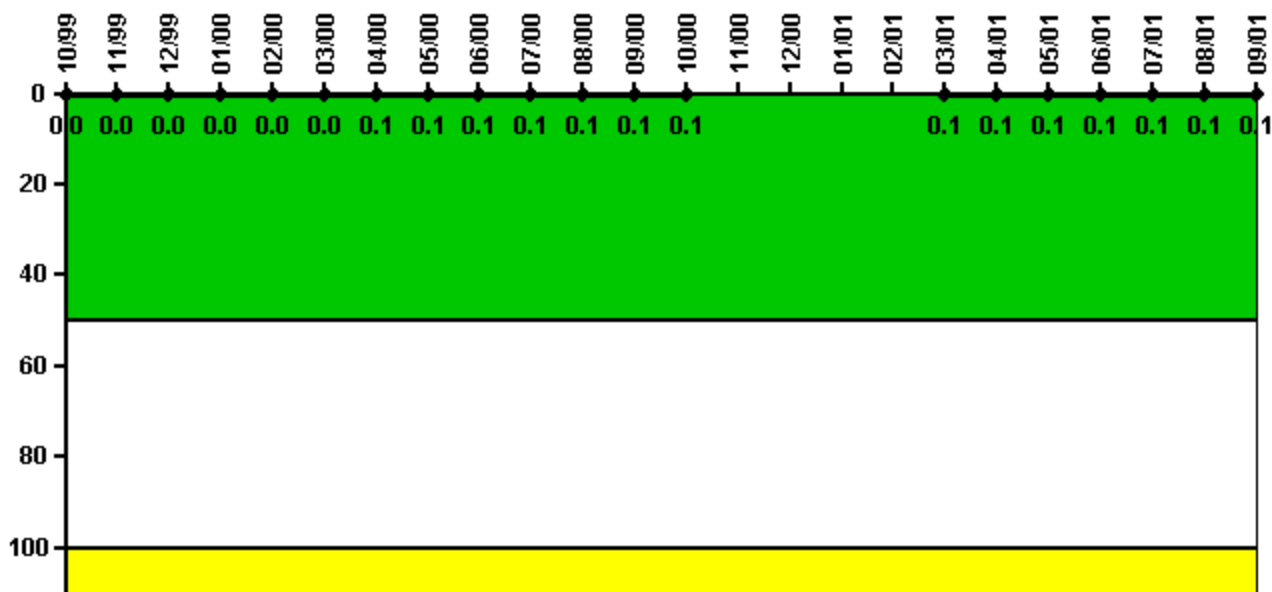
Thresholds: White > 5.0

Notes

Safety System Functional Failures (PWR)	4Q/99	1Q/00	2Q/00	3Q/00	4Q/00	1Q/01	2Q/01	3Q/01
Safety System Functional Failures	0	0	0	0	1	1	0	0
Indicator value	1	1	0	0	1	2	2	2

Licensee Comments: none

Reactor Coolant System Activity



Thresholds: White > 50.0 Yellow > 100.0

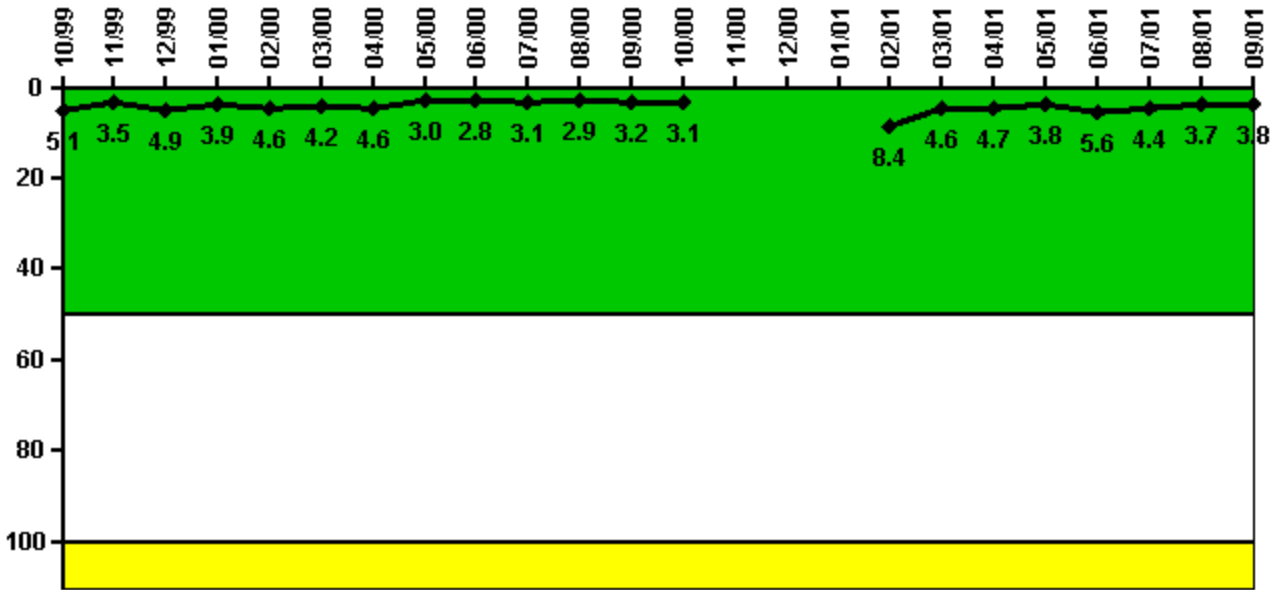
Notes

Reactor Coolant System Activity	10/99	11/99	12/99	1/00	2/00	3/00	4/00	5/00	6/00	7/00	8/00	9/00
Maximum activity	0.000327	0.000487	0.000359	0.000382	0.000440	0.000409	0.000504	0.000440	0.000453	0.000538	0.000467	0.000444
Technical specification limit	1.0	1.0	1.0	1.0	1.0	1.0	0.4	0.4	0.4	0.4	0.4	0.4
Indicator value	0	0	0	0	0	0	0.1	0.1	0.1	0.1	0.1	0.1

Reactor Coolant System Activity	10/00	11/00	12/00	1/01	2/01	3/01	4/01	5/01	6/01	7/01	8/01	9/01
Maximum activity	0.000411	N/A	N/A	N/A	N/A	0.000245	0.000281	0.000276	0.000275	0.000290	0.000362	0.000314
Technical specification limit	0.4	0.4	0.4	0.4	0.4	0.4	0.4	0.4	0.4	0.4	0.4	0.4
Indicator value	0.1	N/A	N/A	N/A	N/A	0.1	0.1	0.1	0.1	0.1	0.1	0.1

Licensee Comments: none

Reactor Coolant System Leakage



Thresholds: White > 50.0 Yellow > 100.0

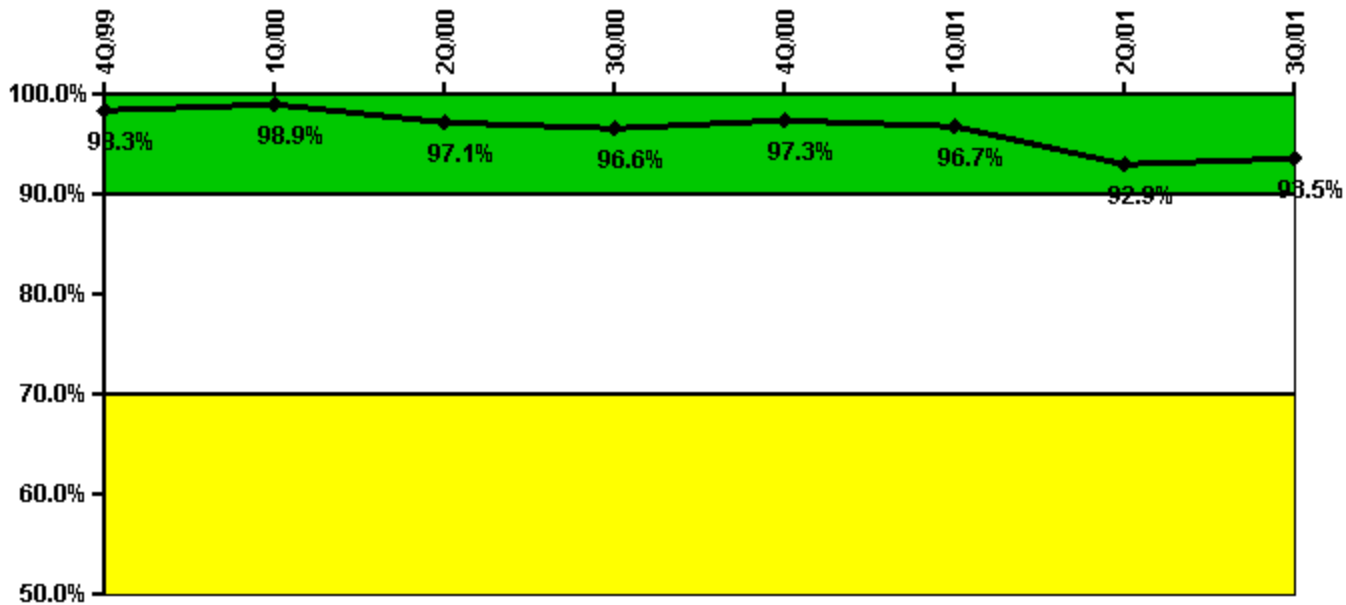
Notes

Reactor Coolant System Leakage	10/99	11/99	12/99	1/00	2/00	3/00	4/00	5/00	6/00	7/00	8/00	9/00
Maximum leakage	0.510	0.350	0.490	0.390	0.460	0.420	0.460	0.300	0.280	0.310	0.290	0.320
Technical specification limit	10.0	10.0	10.0	10.0	10.0	10.0	10.0	10.0	10.0	10.0	10.0	10.0
Indicator value	5.1	3.5	4.9	3.9	4.6	4.2	4.6	3.0	2.8	3.1	2.9	3.2

Reactor Coolant System Leakage	10/00	11/00	12/00	1/01	2/01	3/01	4/01	5/01	6/01	7/01	8/01	9/01
Maximum leakage	0.310	N/A	N/A	N/A	0.840	0.460	0.470	0.380	0.560	0.440	0.370	0.380
Technical specification limit	10.0	10.0	10.0	10.0	10.0	10.0	10.0	10.0	10.0	10.0	10.0	10.0
Indicator value	3.1	N/A	N/A	N/A	8.4	4.6	4.7	3.8	5.6	4.4	3.7	3.8

Licensee Comments: none

Drill/Exercise Performance



Thresholds: White < 90.0% Yellow < 70.0%

Notes

Drill/Exercise Performance	4Q/99	1Q/00	2Q/00	3Q/00	4Q/00	1Q/01	2Q/01	3Q/01
Successful opportunities	20.0	38.0	16.0	13.0	0	10.0	32.0	28.0
Total opportunities	20.0	38.0	18.0	14.0	0	11.0	39.0	28.0
Indicator value	98.3%	98.9%	97.1%	96.6%	97.3%	96.7%	92.9%	93.5%

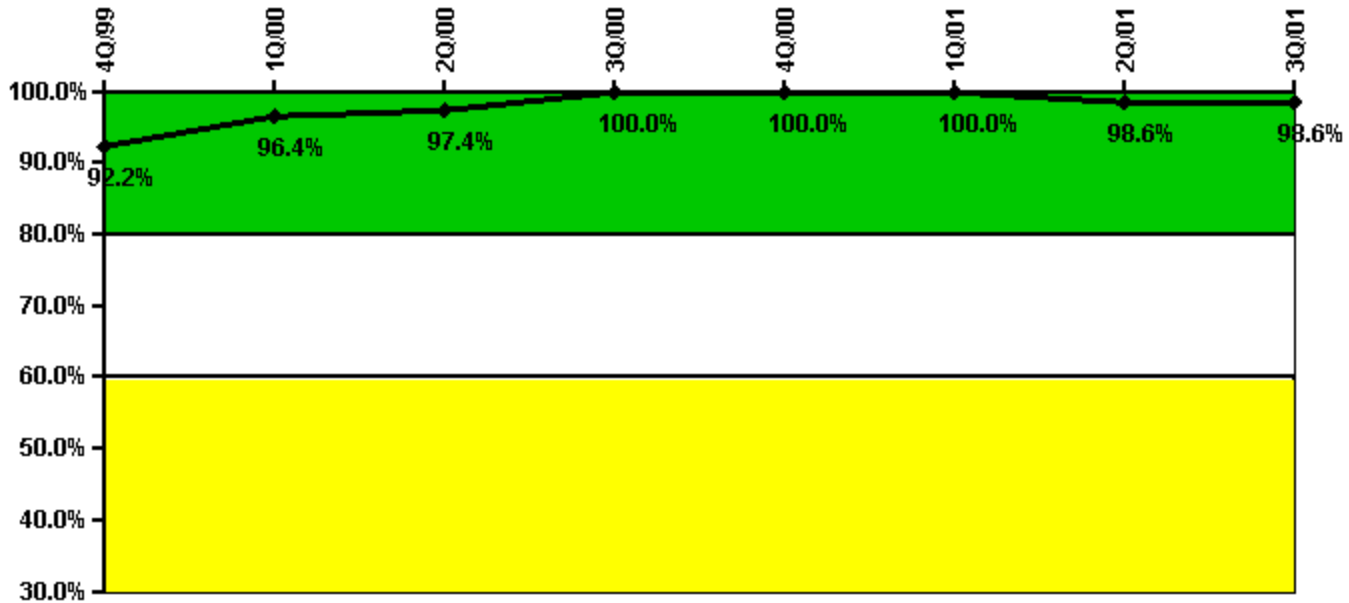
Licensee Comments:

3Q/01: Q1/2001 data was revised. This revision did not result in a color change. During the review of the data it was determined that during a training drill there was a failure to capture a PAR notification. Q2/2001 data was revised. This did not result in a color change. A review of NEI 99-02 Rev. 1 revealed that there were events that had previously been captured as PAR changes when the only change was in the dose and should not have been counted as a PAR notification.

2Q/01: A review of NEI 99-02 Rev 1, revealed that there were events that had previously been counted as PAR changes when the only change was a dose change and should not have been counted as a PAR notification.

1Q/01: During a review of the data it was determined that during a training drill conducted in March 200, there was a failure to capture a PAR notification. Data has been revised.

ERO Drill Participation



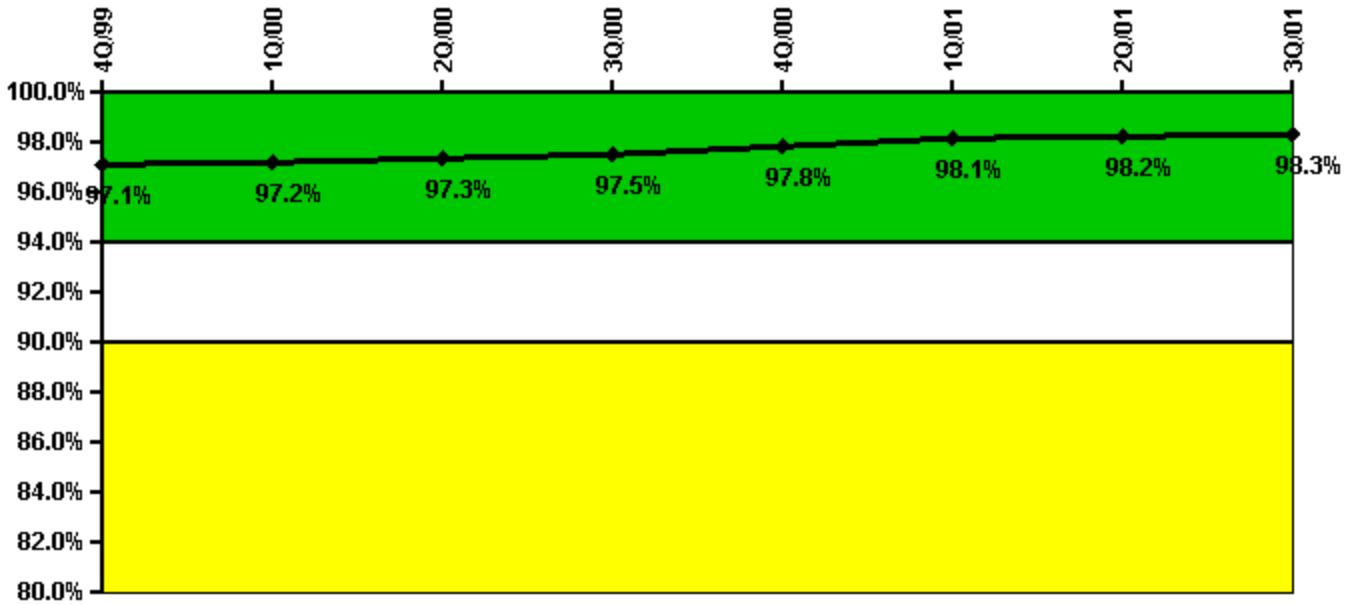
Thresholds: White < 80.0% Yellow < 60.0%

Notes

ERO Drill Participation	4Q/99	1Q/00	2Q/00	3Q/00	4Q/00	1Q/01	2Q/01	3Q/01
Participating Key personnel	106.0	107.0	74.0	77.0	74.0	70.0	70.0	69.0
Total Key personnel	115.0	111.0	76.0	77.0	74.0	70.0	71.0	70.0
Indicator value	92.2%	96.4%	97.4%	100.0%	100.0%	100.0%	98.6%	98.6%

Licensee Comments: none

Alert & Notification System



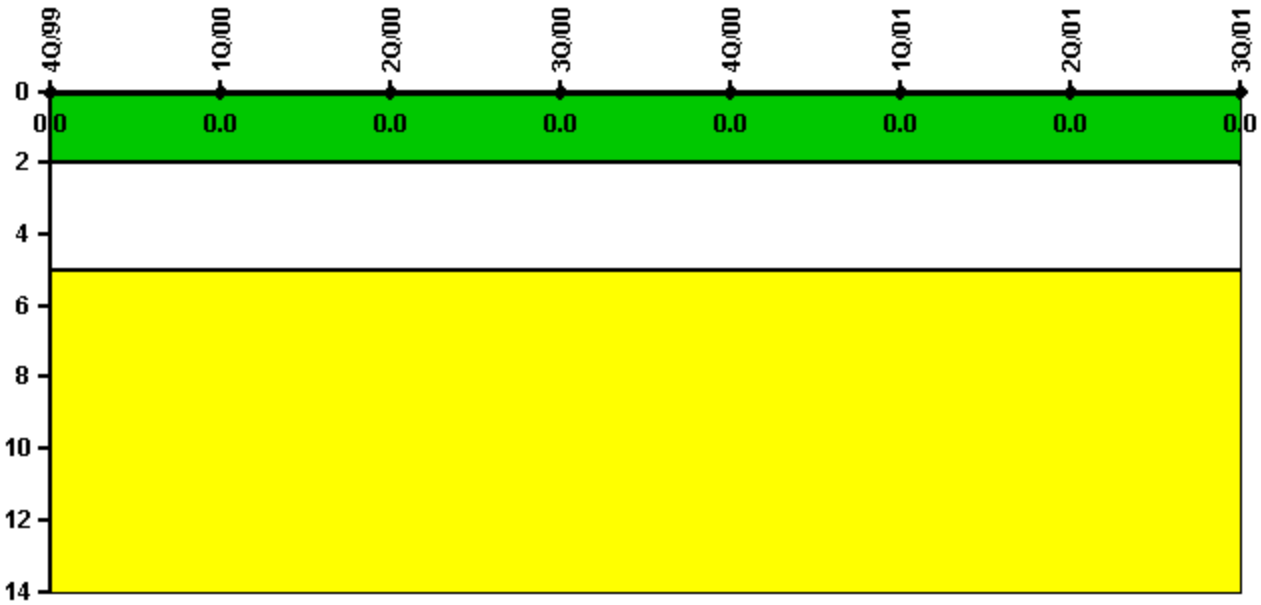
Thresholds: White < 94.0% Yellow < 90.0%

Notes

Alert & Notification System	4Q/99	1Q/00	2Q/00	3Q/00	4Q/00	1Q/01	2Q/01	3Q/01
Successful siren-tests	1653	1662	1656	1749	1571	1681	1660	1652
Total sirens-tests	1696	1696	1696	1802	1590	1696	1696	1694
Indicator value	97.1%	97.2%	97.3%	97.5%	97.8%	98.1%	98.2%	98.3%

Licensee Comments: none

Occupational Exposure Control Effectiveness



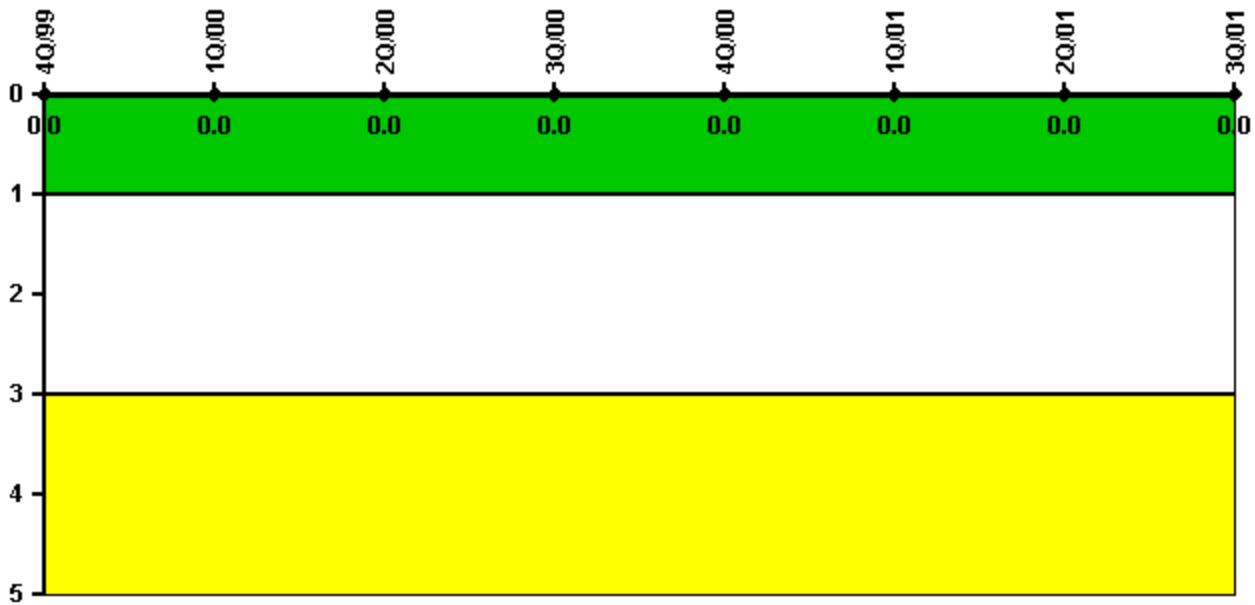
Thresholds: White > 2.0 Yellow > 5.0

Notes

Occupational Exposure Control Effectiveness	4Q/99	1Q/00	2Q/00	3Q/00	4Q/00	1Q/01	2Q/01	3Q/01
High radiation area occurrences	0	0	0	0	0	0	0	0
Very high radiation area occurrences	0	0	0	0	0	0	0	0
Unintended exposure occurrences	0	0	0	0	0	0	0	0
Indicator value	0	0	0	0	0	0	0	0

Licensee Comments: none

RETS/ODCM Radiological Effluent



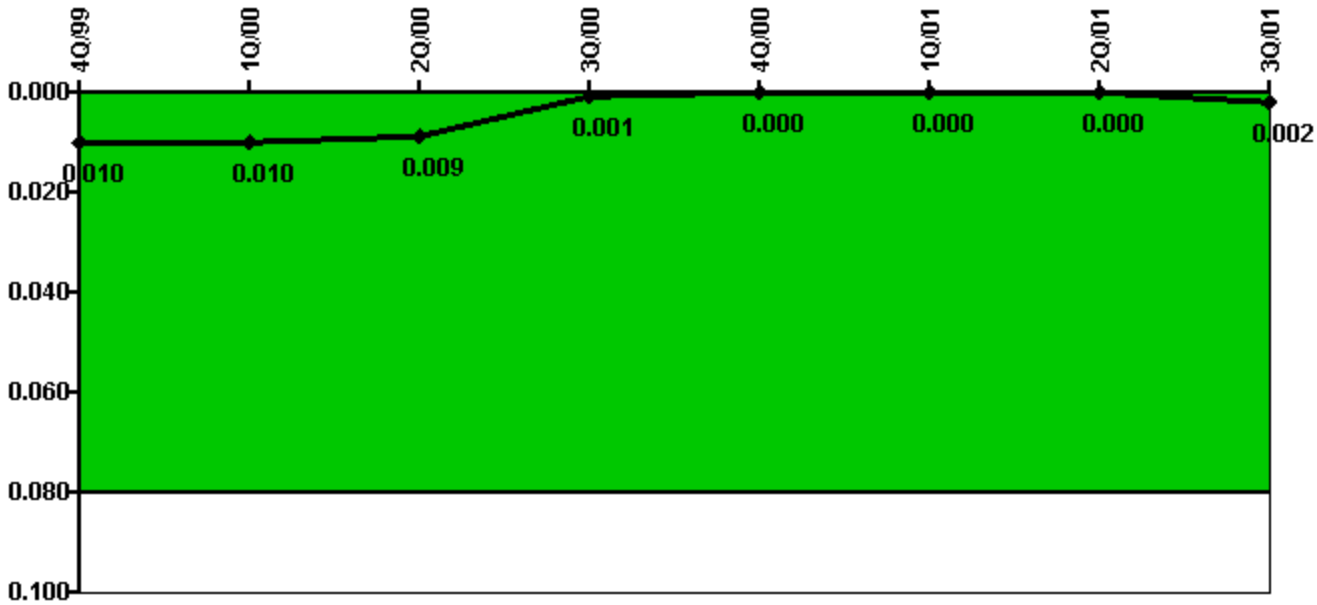
Thresholds: White > 1.0 Yellow > 3.0

Notes

RETS/ODCM Radiological Effluent	4Q/99	1Q/00	2Q/00	3Q/00	4Q/00	1Q/01	2Q/01	3Q/01
RETS/ODCM occurrences	0	0	0	0	0	0	0	0
Indicator value	0	0	0	0	0	0	0	0

Licensee Comments: none

Protected Area Security Performance Index



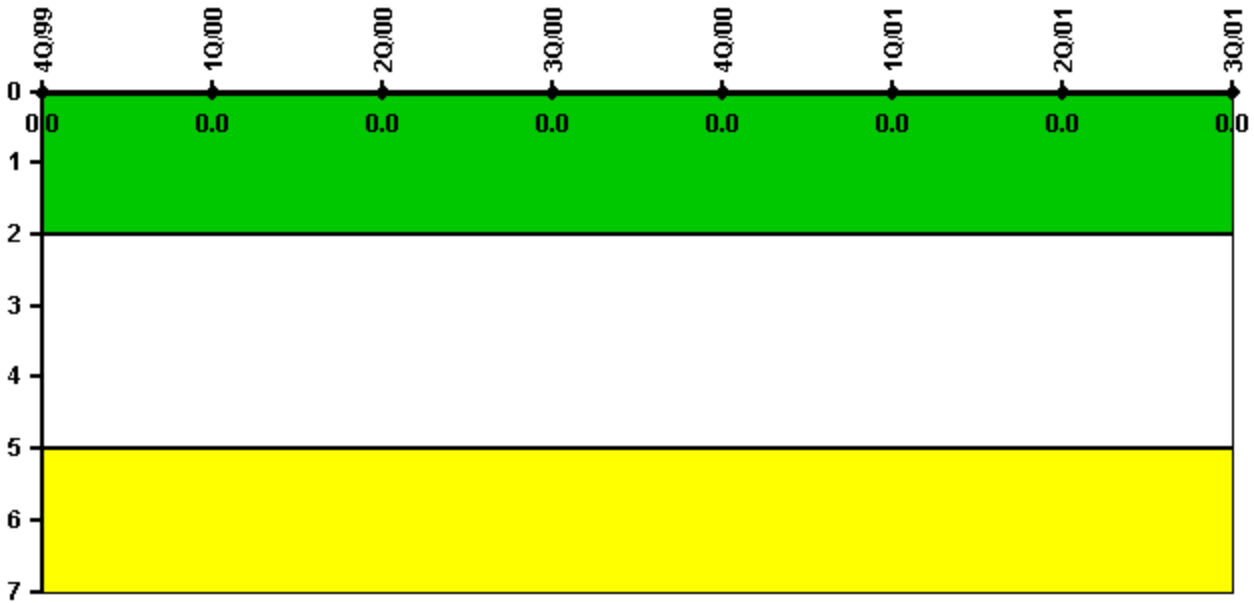
Thresholds: White > 0.080

Notes

Protected Area Security Performance Index	4Q/99	1Q/00	2Q/00	3Q/00	4Q/00	1Q/01	2Q/01	3Q/01
IDS compensatory hours	17.50	0.90	0	0	0	0	1.60	36.10
CCTV compensatory hours	0	0	0	0	1.1	0.4	0	0
IDS normalization factor	1.15	1.15	1.15	1.15	1.15	1.15	1.15	1.15
CCTV normalization factor	1.0	1.0	1.0	1.0	1.0	1.0	1.0	1.0
Index Value	0.010	0.010	0.009	0.001	0	0	0	0.002

Licensee Comments: none

Personnel Screening Program



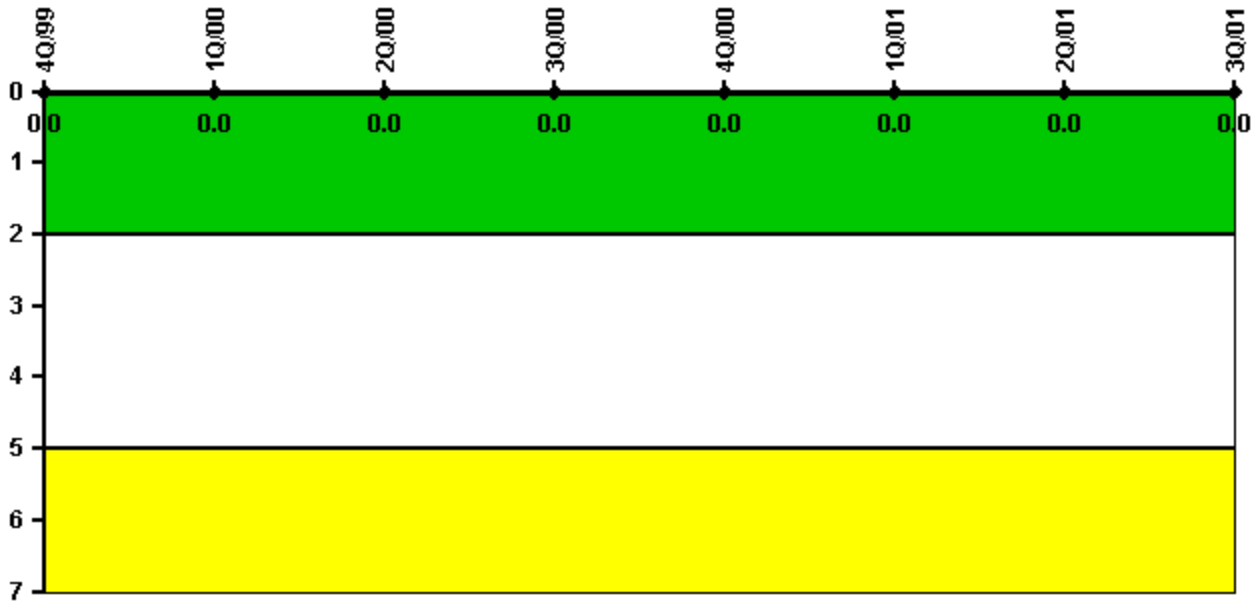
Thresholds: White > 2.0 Yellow > 5.0

Notes

Personnel Screening Program	4Q/99	1Q/00	2Q/00	3Q/00	4Q/00	1Q/01	2Q/01	3Q/01
Program failures	0	0	0	0	0	0	0	0
Indicator value	0	0	0	0	0	0	0	0

Licensee Comments: none

FFD/Personnel Reliability



Thresholds: White > 2.0 Yellow > 5.0

Notes

FFD/Personnel Reliability	4Q/99	1Q/00	2Q/00	3Q/00	4Q/00	1Q/01	2Q/01	3Q/01
Program Failures	0	0	0	0	0	0	0	0
Indicator value	0	0	0	0	0	0	0	0

Licensee Comments: none

▲ [PI Summary](#) | [Inspection Findings Summary](#) | [Action Matrix Summary](#) | [Reactor Oversight Process](#)

Last Modified: March 26, 2002