

### Braidwood 1

#### 3Q/2001 Performance Indicators

Licensee's General Comments: none

#### Unplanned Scrams per 7000 Critical Hrs



Thresholds: White > 3.0 Yellow > 6.0 Red > 25.0

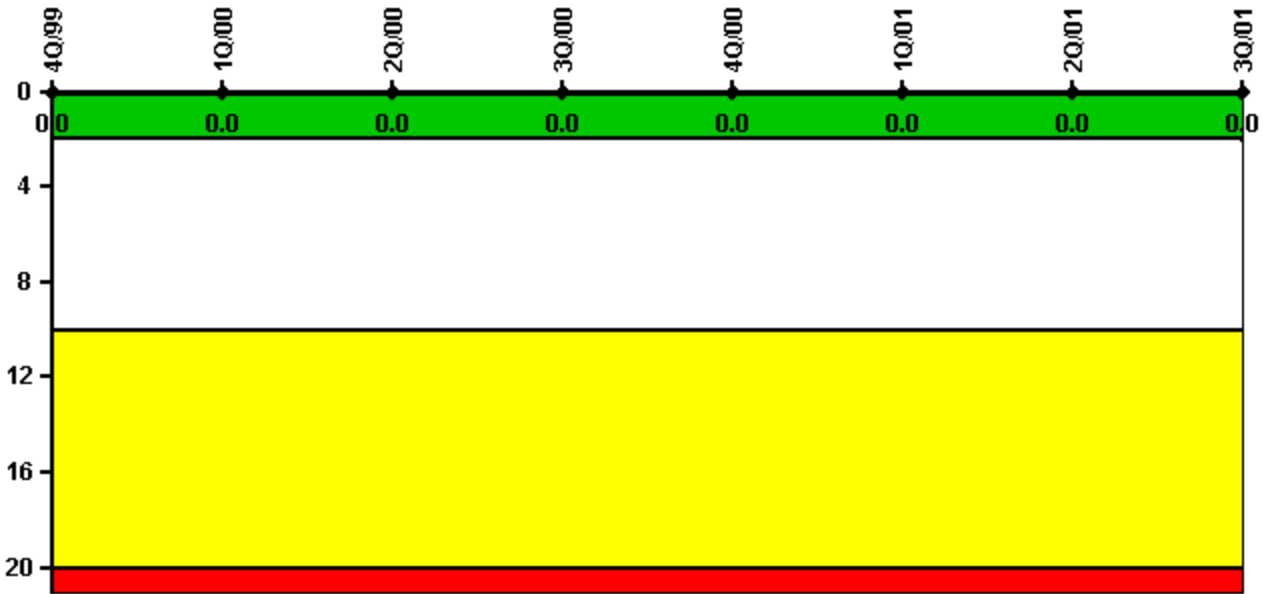
#### Notes

Unplanned Scrams per 7000 Critical Hrs	4Q/99	1Q/00	2Q/00	3Q/00	4Q/00	1Q/01	2Q/01	3Q/01
Unplanned scrams	0	0	0	0	0	0	0	0
Critical hours	2209.0	1849.0	2080.3	2208.0	2209.0	2160.0	2183.0	1992.0
Indicator value	0	0	0	0	0	0	0	0

Licensee Comments:

3Q/01: Unit 1 Shutdown for refueling at 0002 on 9/22/01.

### Scrams with Loss of Normal Heat Removal



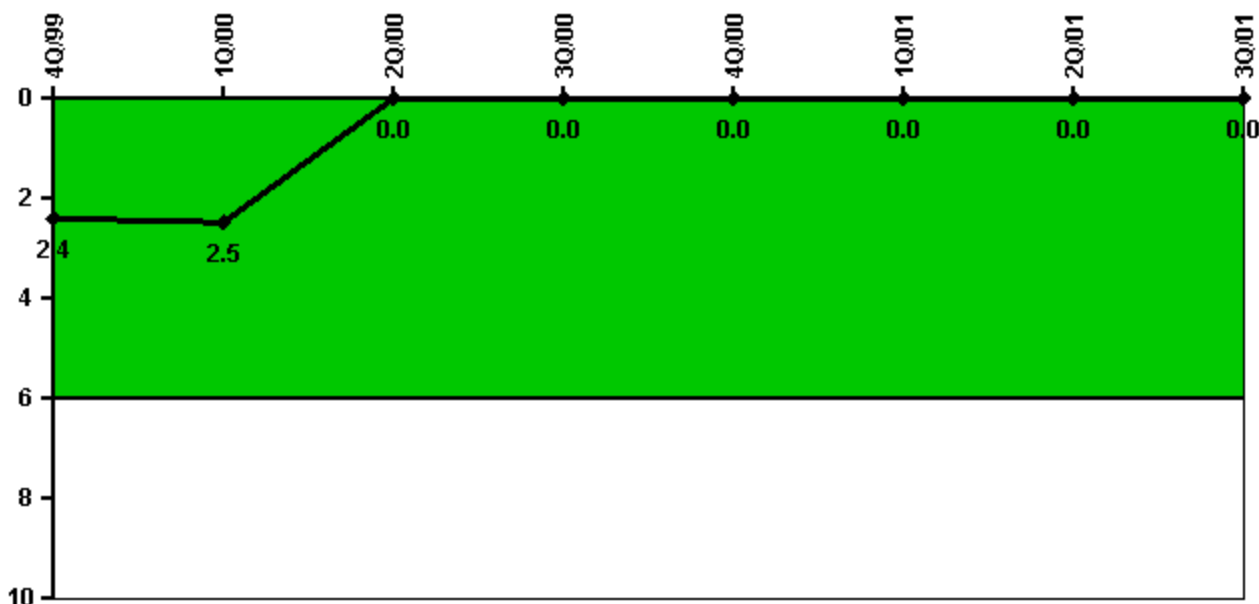
Thresholds: White > 2.0 Yellow > 10.0 Red > 20.0

#### Notes

Scrams with Loss of Normal Heat Removal	4Q/99	1Q/00	2Q/00	3Q/00	4Q/00	1Q/01	2Q/01	3Q/01
Scrams	0	0	0	0	0	0	0	0
Indicator value	0	0	0	0	0	0	0	0

Licensee Comments: none

### Unplanned Power Changes per 7000 Critical Hrs



Thresholds: White > 6.0

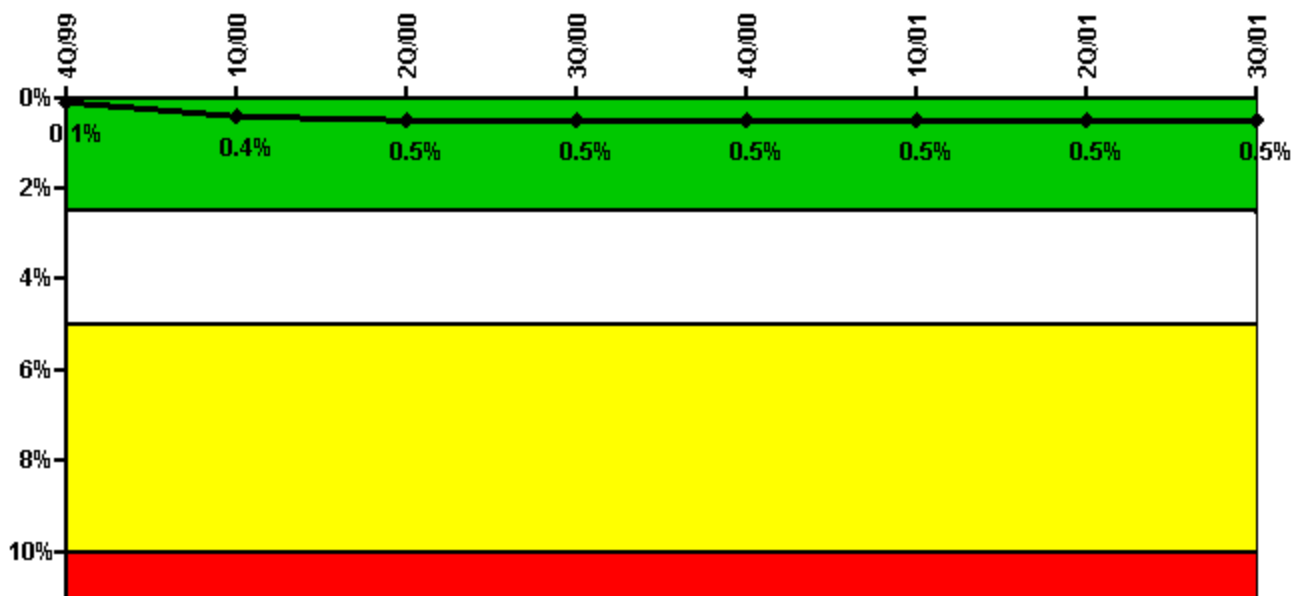
#### Notes

Unplanned Power Changes per 7000 Critical Hrs	4Q/99	1Q/00	2Q/00	3Q/00	4Q/00	1Q/01	2Q/01	3Q/01
Unplanned power changes	0	0	0	0	0	0	0	0
Critical hours	2209.0	1849.0	2080.3	2208.0	2209.0	2160.0	2183.0	1992.0
Indicator value	2.4	2.5	0	0	0	0	0	0

Licensee Comments:

3Q/01: Unit 1 Shutdown for refueling at 0002 on 9/22/01.

### Safety System Unavailability, Emergency AC Power



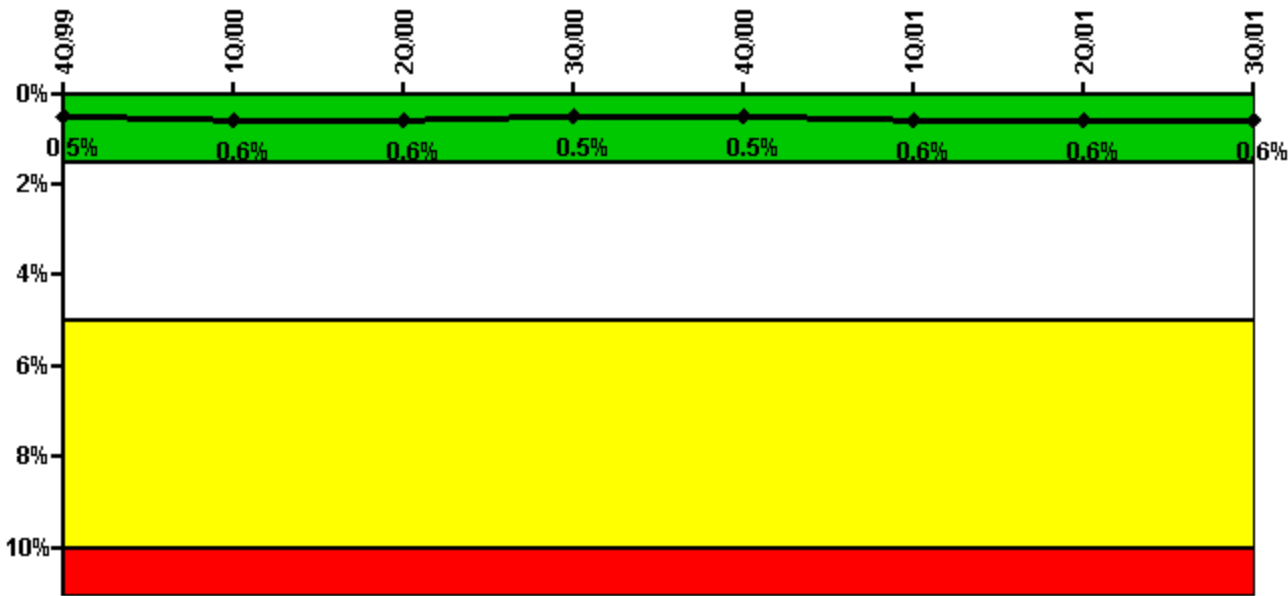
Thresholds: White > 2.5% Yellow > 5.0% Red > 10.0%

#### Notes

Safety System Unavailability, Emergency AC Power	4Q/99	1Q/00	2Q/00	3Q/00	4Q/00	1Q/01	2Q/01	3Q/01
<b>Train 1</b>								
Planned unavailable hours	0	68.30	28.90	0	0	0	6.50	5.12
Unplanned unavailable hours	0	18.30	0	0	0	0	0	0
Fault exposure hours	0	7.40	0	0	0	0	0	0
Effective Reset hours	0	0	0	0	0	0	0	0
Required hours	2209.00	2184.00	2183.00	2208.00	2209.00	2160.00	2183.00	2208.00
<b>Train 2</b>								
Planned unavailable hours	0	38.80	33.02	10.10	0	0	0	9.10
Unplanned unavailable hours	0	0	0	0	0	0	0	0
Fault exposure hours	0	0	0	0	0	0	0	0
Effective Reset hours	0	0	0	0	0	0	0	0
Required hours	2209.00	2184.00	2183.00	2208.00	2209.00	2160.00	2183.00	2208.00
<b>Indicator value</b>	<b>0.1%</b>	<b>0.4%</b>	<b>0.5%</b>	<b>0.5%</b>	<b>0.5%</b>	<b>0.5%</b>	<b>0.5%</b>	<b>0.5%</b>

Licensee Comments: none

### Safety System Unavailability, High Pressure Injection System (HPSI)



Thresholds: White > 1.5% Yellow > 5.0% Red > 10.0%

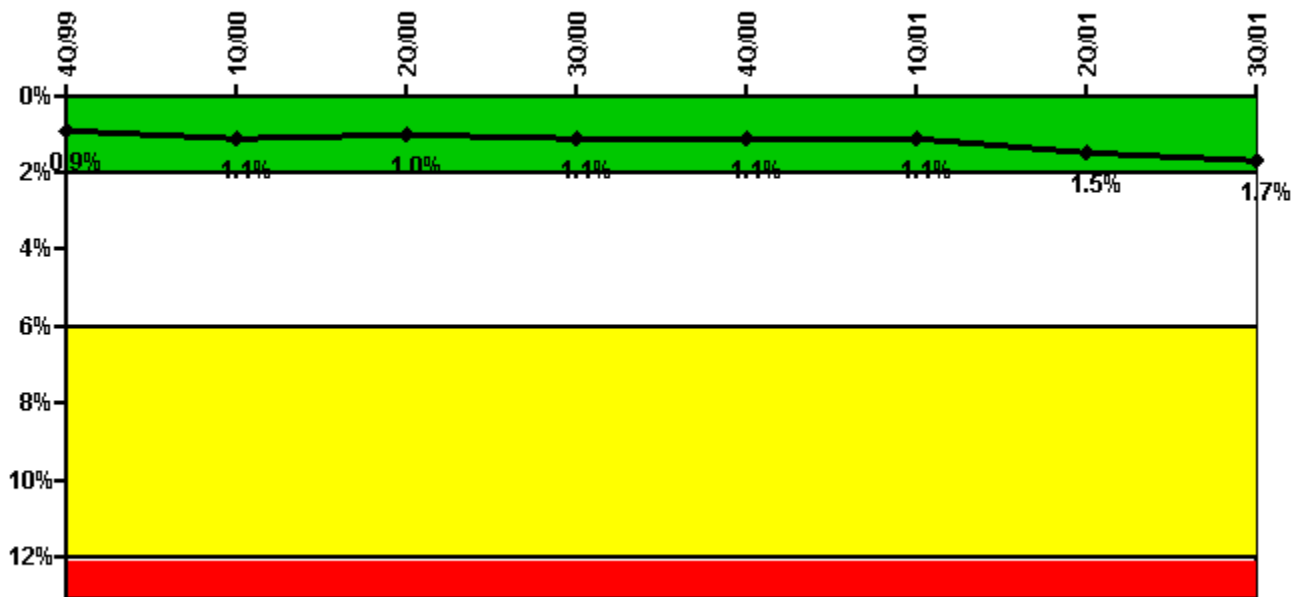
#### Notes

Safety System Unavailability, High Pressure Injection System (HPSI)	4Q/99	1Q/00	2Q/00	3Q/00	4Q/00	1Q/01	2Q/01	3Q/01
<b>Train 1</b>								
Planned unavailable hours	0.90	66.10	2.30	0.10	0.60	0.20	0.30	20.42
Unplanned unavailable hours	0	0	0	0	0	0	0	0
Fault exposure hours	0	0	0	0	0	0	0	0
Effective Reset hours	0	0	0	0	0	0	0	0
Required hours	2209.00	1849.00	2080.30	2208.00	2209.00	2160.00	2183.00	1992.03
<b>Train 2</b>								
Planned unavailable hours	18.20	50.70	0.30	0	0.10	38.70	44.40	1.80
Unplanned unavailable hours	0	0	0	0	0	0	0	35.20
Fault exposure hours	0	0	0	0	0	0	0	0
Effective Reset hours	0	0	0	0	0	0	0	0
Required hours	2209.00	1849.00	2080.30	2208.00	2209.00	2160.00	2183.00	1992.03
<b>Train 3</b>								
Planned unavailable hours	0.40	72.70	0.70	0.30	0.40	21.60	1.00	40.80
Unplanned unavailable hours	0	0	0	0	0	0	0	0
Fault exposure hours	0	0	0	0	0	0	0	0
Effective Reset hours	0	0	0	0	0	0	0	0
Required hours	2209.00	1849.00	2080.30	2208.00	2209.00	2160.00	2183.00	1992.03
<b>Train 4</b>								
Planned unavailable hours	94.00	46.60	0.78	0.40	0.70	0.90	0.90	57.20
Unplanned unavailable hours	0	0	0.50	0	0	0	0	0
Fault exposure hours	0	0	0	0	0	0	0	0
Effective Reset hours	0	0	0	0	0	0	0	0
Required hours	2209.00	1849.00	2080.30	2208.00	2209.00	2160.00	2183.00	1992.03
<b>Indicator value</b>	<b>0.5%</b>	<b>0.6%</b>	<b>0.6%</b>	<b>0.5%</b>	<b>0.5%</b>	<b>0.6%</b>	<b>0.6%</b>	<b>0.6%</b>

Licensee Comments:

3Q/01: Unplanned unavailable hours for 1B SI Train is accounted due to failure of 1SI8804B.

### Safety System Unavailability, Heat Removal System (AFW)



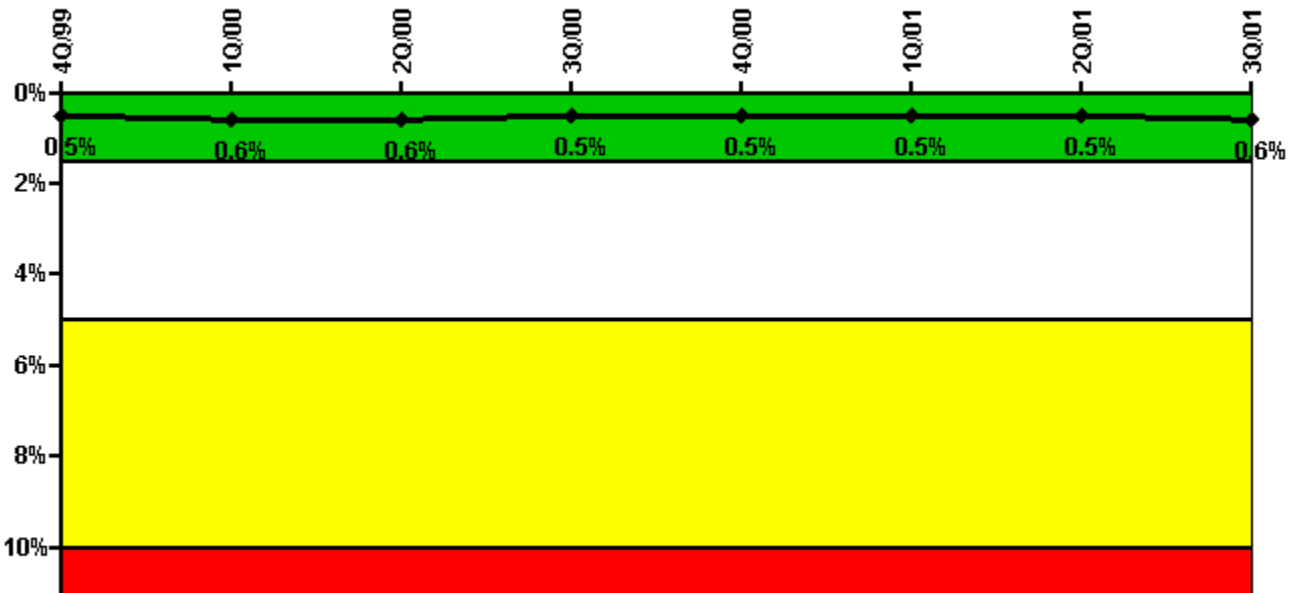
Thresholds: White > 2.0% Yellow > 6.0% Red > 12.0%

#### Notes

Safety System Unavailability, Heat Removal System (AFW)	4Q/99	1Q/00	2Q/00	3Q/00	4Q/00	1Q/01	2Q/01	3Q/01
<b>Train 1</b>								
Planned unavailable hours	29.80	7.00	16.42	4.00	3.90	5.10	37.30	11.21
Unplanned unavailable hours	0	0	0	0	0	0	0	0
Fault exposure hours	0	0	0	0	0	0	0	0
Effective Reset hours	0	0	0	0	0	0	0	0
Required hours	2209.00	1849.00	2080.30	2208.00	2209.00	2160.00	2183.00	1992.03
<b>Train 2</b>								
Planned unavailable hours	24.20	64.40	4.03	8.30	12.40	4.20	11.20	57.10
Unplanned unavailable hours	0	0	0	0	0	0	0	0
Fault exposure hours	0	0	0	0	0	0	155.90	0
Effective Reset hours	0	0	0	0	0	0	0	0
Required hours	2209.00	1849.00	2080.30	2208.00	2209.00	2160.00	2183.00	1992.03
<b>Indicator value</b>	<b>0.9%</b>	<b>1.1%</b>	<b>1.0%</b>	<b>1.1%</b>	<b>1.1%</b>	<b>1.1%</b>	<b>1.5%</b>	<b>1.7%</b>

Licensee Comments: none

### Safety System Unavailability, Residual Heat Removal System



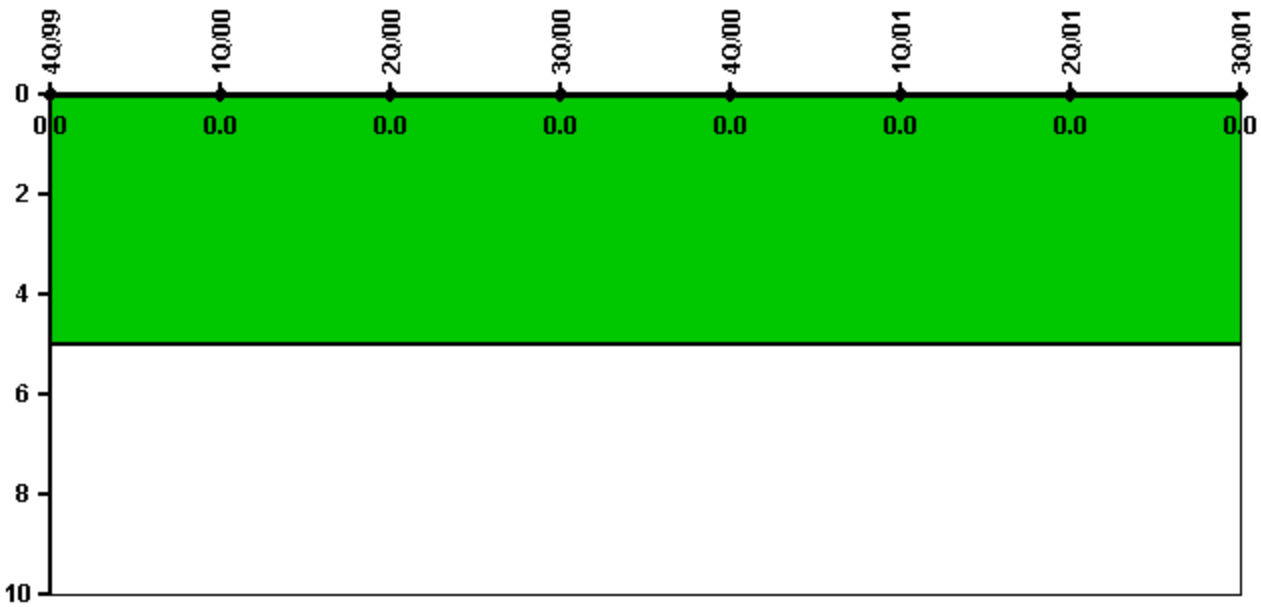
Thresholds: White > 1.5% Yellow > 5.0% Red > 10.0%

**Notes**

Safety System Unavailability, Residual Heat Removal System	4Q/99	1Q/00	2Q/00	3Q/00	4Q/00	1Q/01	2Q/01	3Q/01
<b>Train 1</b>								
Planned unavailable hours	0.90	51.40	2.68	0.60	1.20	0.30	0.90	65.30
Unplanned unavailable hours	0	0	0	0	0	0	0	0
Fault exposure hours	0	0	0	0	0	0	0	0
Effective Reset hours	0	0	0	0	0	0	0	0
Required hours	2209.00	2184.00	2183.00	2208.00	2209.00	2160.00	2183.00	2208.00
<b>Train 2</b>								
Planned unavailable hours	0.70	109.30	0.77	4.80	0.30	0.30	0.70	73.50
Unplanned unavailable hours	0	0	0	0	0	0	0	0
Fault exposure hours	0	0	0	0	0	0	0	0
Effective Reset hours	0	0	0	0	0	0	0	0
Required hours	2209.00	2184.00	2183.00	2208.00	2209.00	2160.00	2183.00	2208.00
<b>Indicator value</b>	<b>0.5%</b>	<b>0.6%</b>	<b>0.6%</b>	<b>0.5%</b>	<b>0.5%</b>	<b>0.5%</b>	<b>0.5%</b>	<b>0.6%</b>

Licensee Comments: none

### Safety System Functional Failures (PWR)



Thresholds: White > 5.0

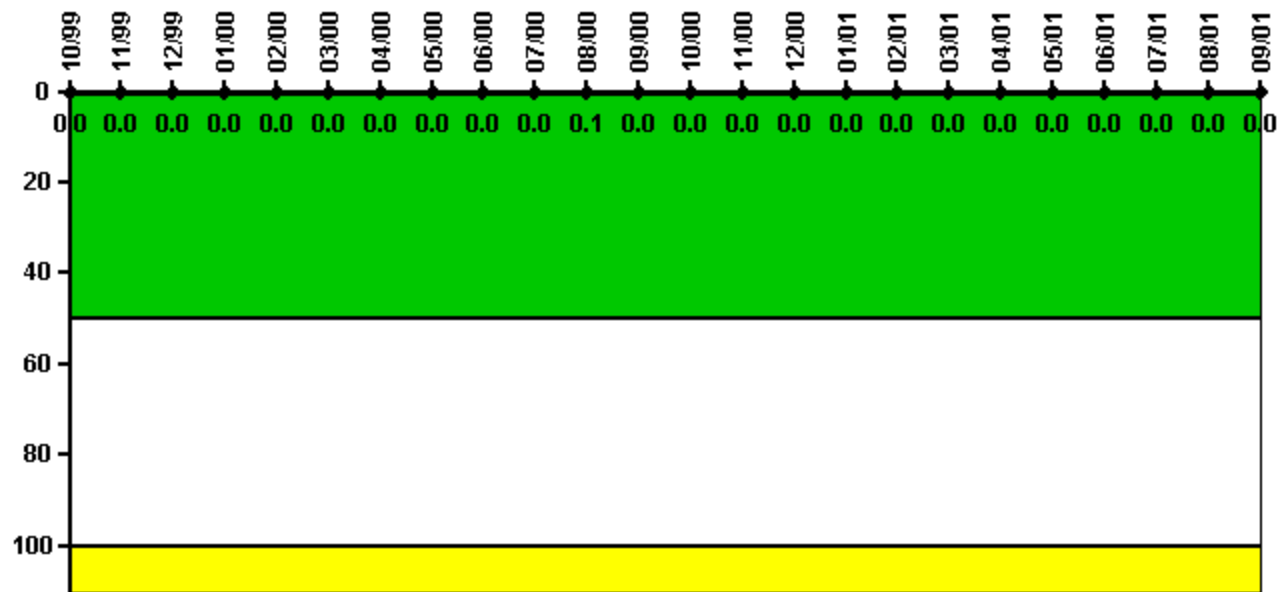
#### Notes

Safety System Functional Failures (PWR)	4Q/99	1Q/00	2Q/00	3Q/00	4Q/00	1Q/01	2Q/01	3Q/01
Safety System Functional Failures	0	0	0	0	0	0	0	0
Indicator value	0	0	0	0	0	0	0	0

Licensee Comments: none



### Reactor Coolant System Activity



Thresholds: White > 50.0 Yellow > 100.0

#### Notes

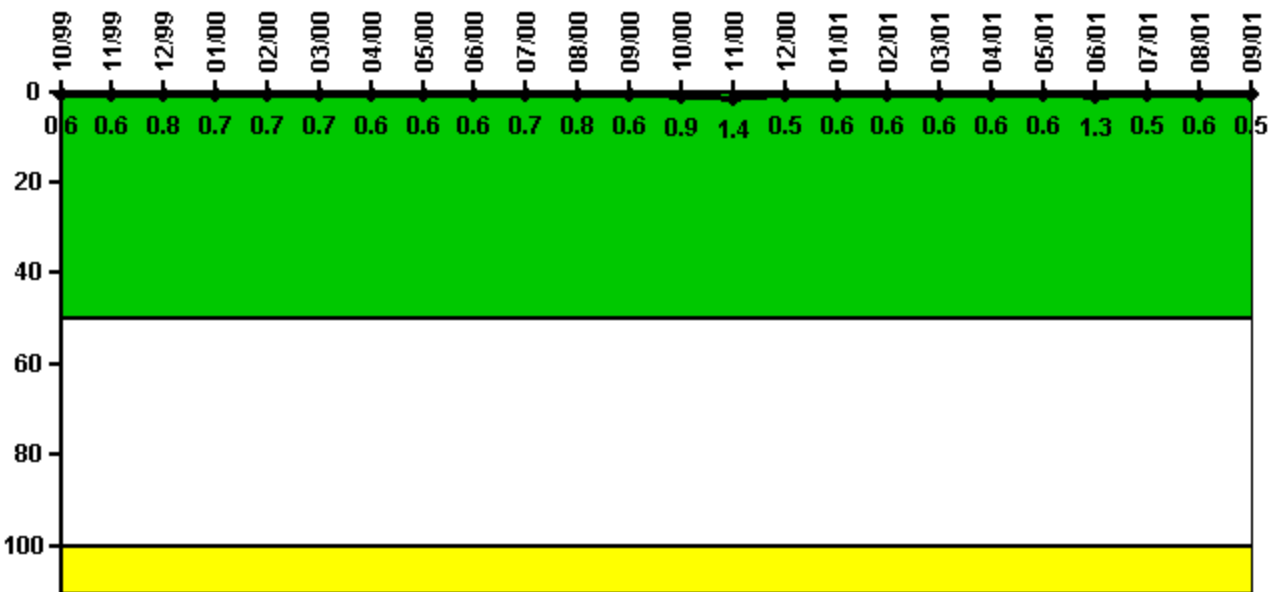
Reactor Coolant System Activity	10/99	11/99	12/99	1/00	2/00	3/00	4/00	5/00	6/00	7/00	8/00	9/00
Maximum activity	0.000300	0.000300	0.000300	0.000353	0.000341	0.000283	0.000198	0.000218	0.000249	0.000438	0.000544	0.000281
Technical specification limit	1.0	1.0	1.0	1.0	1.0	1.0	1.0	1.0	1.0	1.0	1.0	1.0
Indicator value	0	0	0	0	0	0	0	0	0	0	0.1	0

Reactor Coolant System Activity	10/00	11/00	12/00	1/01	2/01	3/01	4/01	5/01	6/01	7/01	8/01	9/01
Maximum activity	0.000285	0.000323	0.000334	0.000336	0.000327	0.000342	0.000358	0.000364	0.000373	0.000415	0.000392	0.000386
Technical specification limit	1.0	1.0	1.0	1.0	1.0	1.0	1.0	1.0	1.0	1.0	1.0	1.0
Indicator value	0	0	0	0	0	0	0	0	0	0	0	0

Licensee Comments: none

### Reactor Coolant System Leakage



Thresholds: White > 50.0 Yellow > 100.0

**Notes**

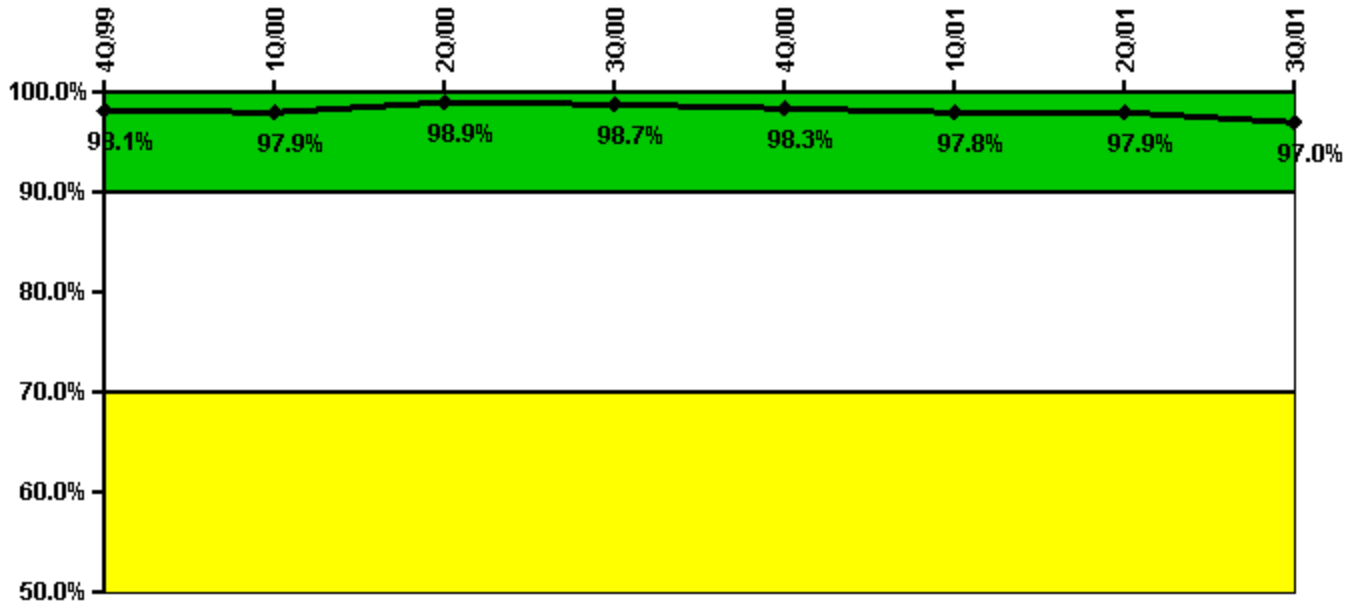
Reactor Coolant System Leakage	10/99	11/99	12/99	1/00	2/00	3/00	4/00	5/00	6/00	7/00	8/00	9/00
Maximum leakage	0.064	0.056	0.080	0.068	0.070	0.072	0.063	0.056	0.057	0.074	0.083	0.064
Technical specification limit	10.0	10.0	10.0	10.0	10.0	10.0	10.0	10.0	10.0	10.0	10.0	10.0
Indicator value	0.6	0.6	0.8	0.7	0.7	0.7	0.6	0.6	0.6	0.7	0.8	0.6

Reactor Coolant System Leakage	10/00	11/00	12/00	1/01	2/01	3/01	4/01	5/01	6/01	7/01	8/01	9/01
Maximum leakage	0.086	0.136	0.054	0.065	0.059	0.065	0.065	0.055	0.125	0.053	0.057	0.051
Technical specification limit	10.0	10.0	10.0	10.0	10.0	10.0	10.0	10.0	10.0	10.0	10.0	10.0
Indicator value	0.9	1.4	0.5	0.6	0.6	0.6	0.6	0.6	1.3	0.5	0.6	0.5

Licensee Comments: none

### Drill/Exercise Performance



Thresholds: White < 90.0% Yellow < 70.0%

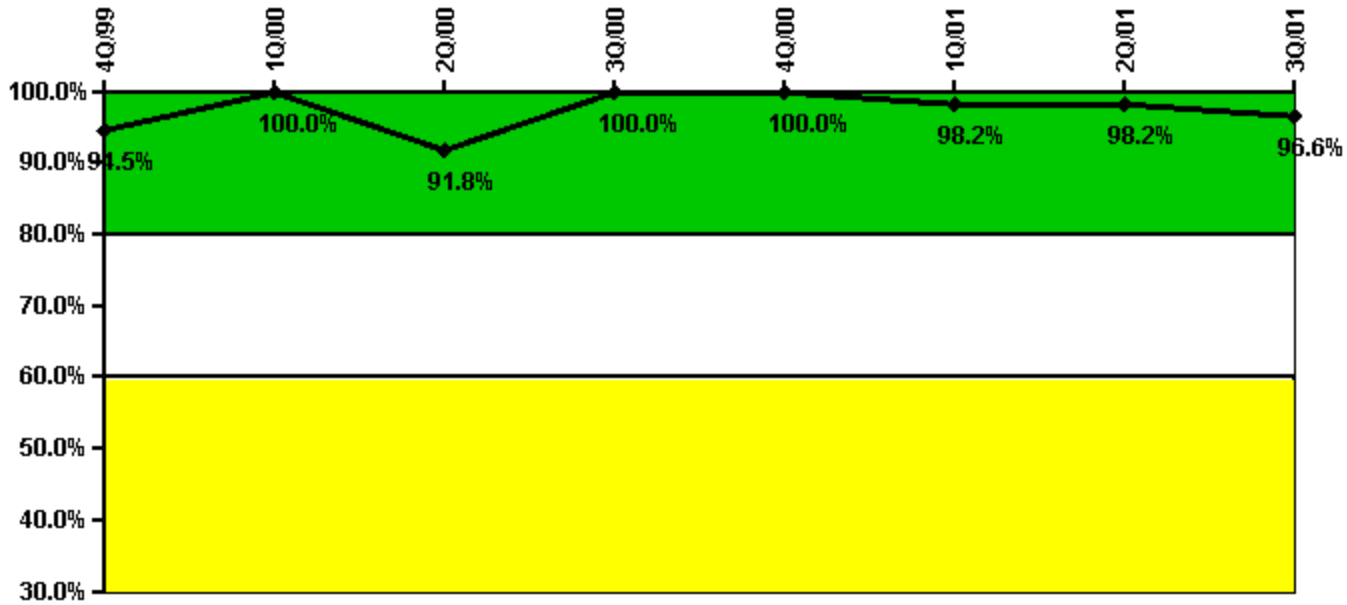
#### Notes

Drill/Exercise Performance	4Q/99	1Q/00	2Q/00	3Q/00	4Q/00	1Q/01	2Q/01	3Q/01
Successful opportunities	37.0	35.0	8.0	45.0	13.0	34.0	21.0	68.0
Total opportunities	38.0	36.0	8.0	46.0	14.0	35.0	21.0	71.0
Indicator value	98.1%	97.9%	98.9%	98.7%	98.3%	97.8%	97.9%	97.0%

Licensee Comments:

3Q/01: No opportunities for September

### ERO Drill Participation



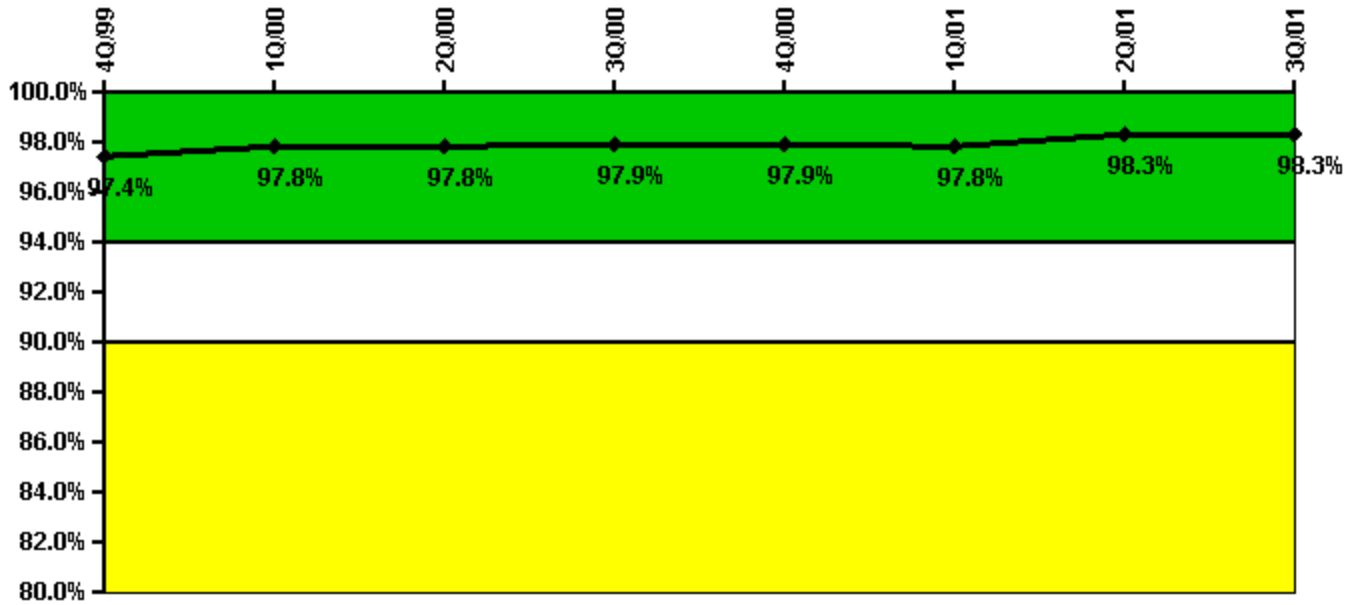
Thresholds: White < 80.0% Yellow < 60.0%

#### Notes

ERO Drill Participation	4Q/99	1Q/00	2Q/00	3Q/00	4Q/00	1Q/01	2Q/01	3Q/01
Participating Key personnel	52.0	61.0	56.0	61.0	60.0	56.0	56.0	56.0
Total Key personnel	55.0	61.0	61.0	61.0	60.0	57.0	57.0	58.0
Indicator value	94.5%	100.0%	91.8%	100.0%	100.0%	98.2%	98.2%	96.6%

Licensee Comments: none

### Alert & Notification System



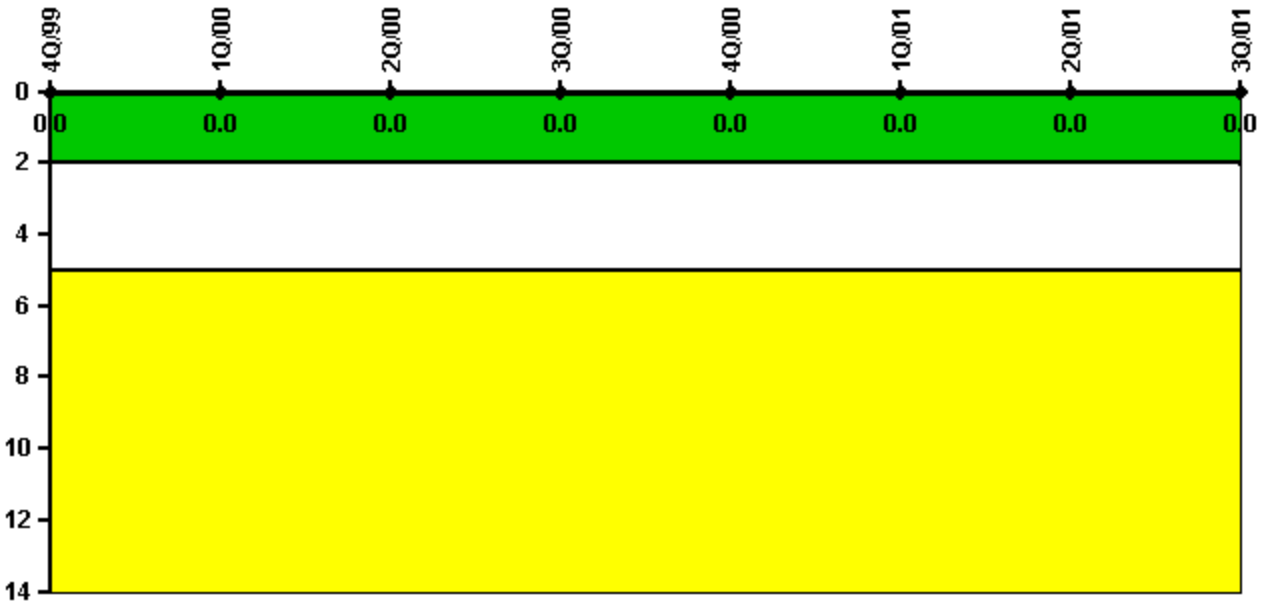
Thresholds: White < 94.0% Yellow < 90.0%

#### Notes

Alert & Notification System	4Q/99	1Q/00	2Q/00	3Q/00	4Q/00	1Q/01	2Q/01	3Q/01
Successful siren-tests	4379	4504	4383	4384	4380	4489	4475	4383
Total sirens-tests	4473	4544	4544	4473	4473	4544	4544	4473
Indicator value	97.4%	97.8%	97.8%	97.9%	97.9%	97.8%	98.3%	98.3%

Licensee Comments: none

### Occupational Exposure Control Effectiveness



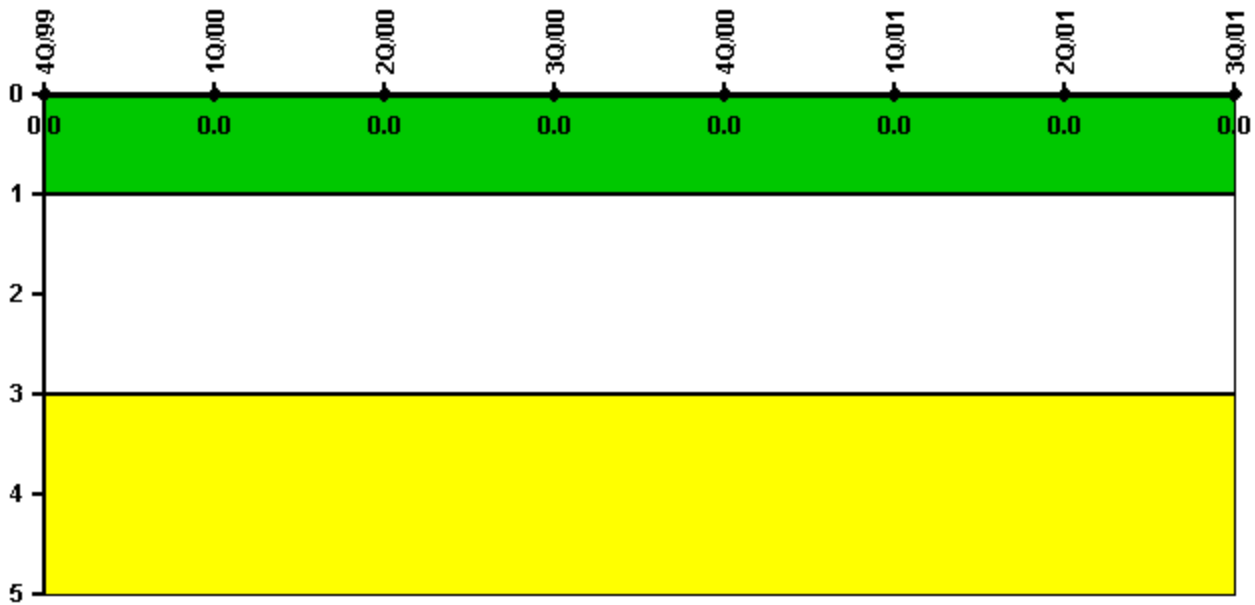
Thresholds: White > 2.0 Yellow > 5.0

#### Notes

Occupational Exposure Control Effectiveness	4Q/99	1Q/00	2Q/00	3Q/00	4Q/00	1Q/01	2Q/01	3Q/01
High radiation area occurrences	0	0	0	0	0	0	0	0
Very high radiation area occurrences	0	0	0	0	0	0	0	0
Unintended exposure occurrences	0	0	0	0	0	0	0	0
<b>Indicator value</b>	<b>0</b>	<b>0</b>	<b>0</b>	<b>0</b>	<b>0</b>	<b>0</b>	<b>0</b>	<b>0</b>

Licensee Comments: none

### RETS/ODCM Radiological Effluent



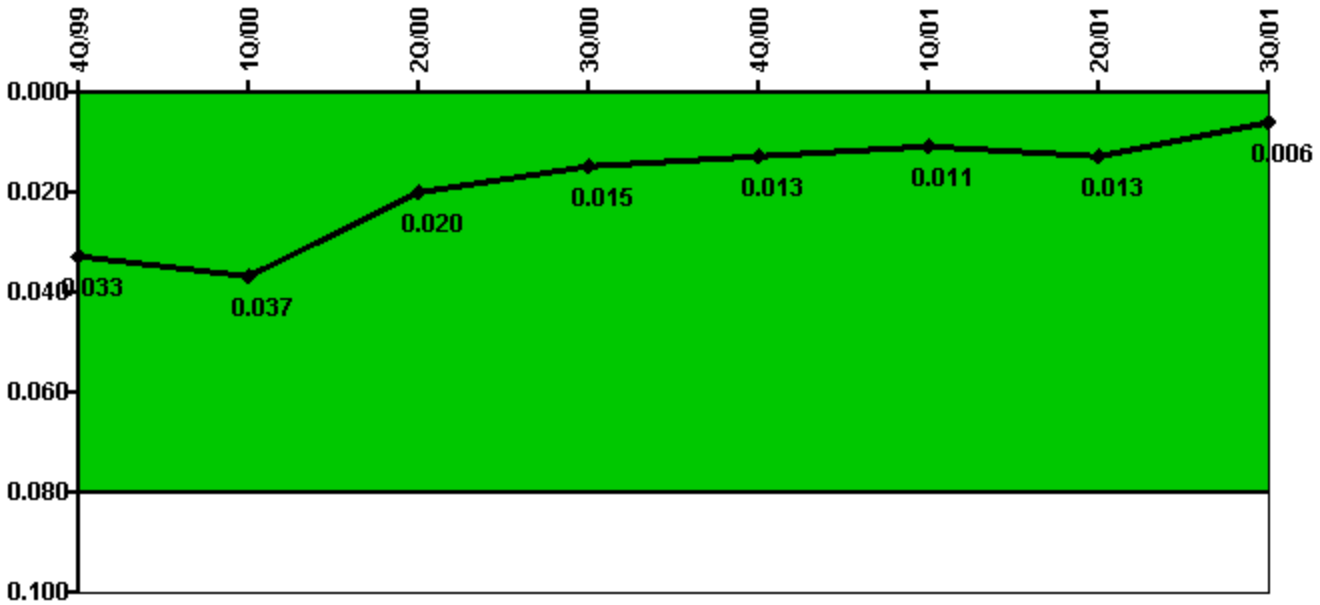
Thresholds: White > 1.0 Yellow > 3.0

#### Notes

RETS/ODCM Radiological Effluent	4Q/99	1Q/00	2Q/00	3Q/00	4Q/00	1Q/01	2Q/01	3Q/01
RETS/ODCM occurrences	0	0	0	0	0	0	0	0
Indicator value	0	0	0	0	0	0	0	0

Licensee Comments: none

### Protected Area Security Performance Index



Thresholds: White > 0.080

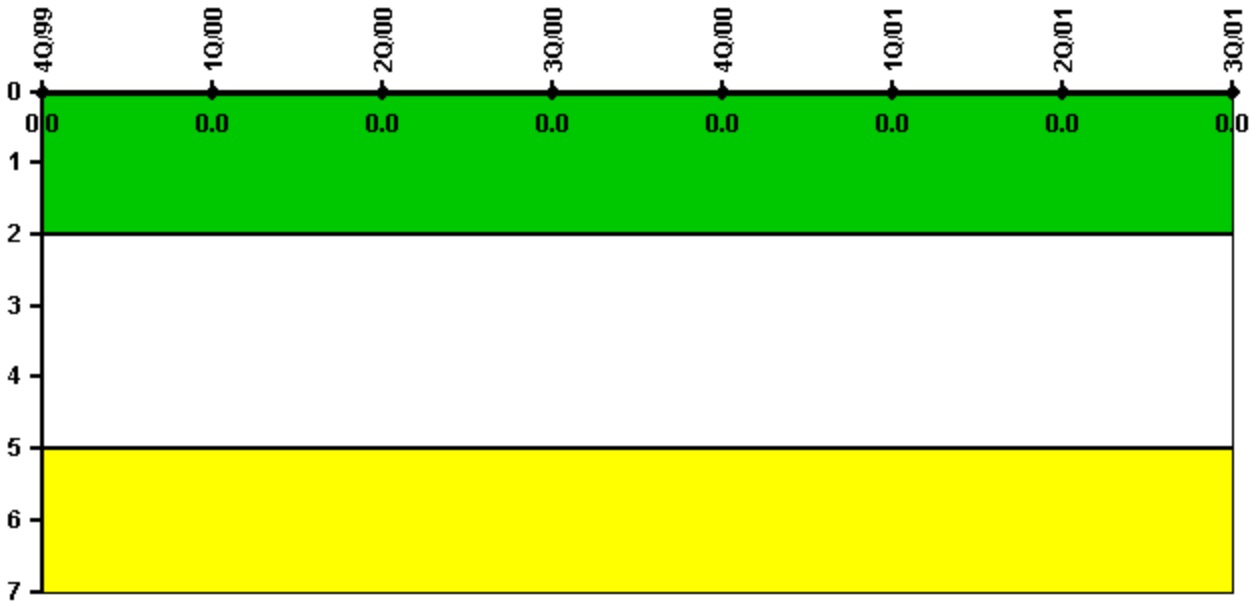
#### Notes

Protected Area Security Performance Index	4Q/99	1Q/00	2Q/00	3Q/00	4Q/00	1Q/01	2Q/01	3Q/01
IDS compensatory hours	79.10	78.20	33.40	246.82	14.00	22.85	66.24	40.27
CCTV compensatory hours	0	4.9	0	0.9	1.1	5.3	0	3.2
IDS normalization factor	2.00	1.65	1.65	1.65	1.65	1.65	1.65	1.65
CCTV normalization factor	1.0	1.0	1.0	1.0	1.0	1.0	1.0	1.0
<b>Index Value</b>	<b>0.033</b>	<b>0.037</b>	<b>0.020</b>	<b>0.015</b>	<b>0.013</b>	<b>0.011</b>	<b>0.013</b>	<b>0.006</b>

Licensee Comments: none



### Personnel Screening Program



Thresholds: White > 2.0 Yellow > 5.0

#### Notes

Personnel Screening Program	4Q/99	1Q/00	2Q/00	3Q/00	4Q/00	1Q/01	2Q/01	3Q/01
Program failures	0	0	0	0	0	0	0	0
Indicator value	0	0	0	0	0	0	0	0

Licensee Comments: none

### FFD/Personnel Reliability



Thresholds: White > 2.0 Yellow > 5.0

#### Notes

FFD/Personnel Reliability	4Q/99	1Q/00	2Q/00	3Q/00	4Q/00	1Q/01	2Q/01	3Q/01
Program Failures	0	0	0	0	0	0	0	0
Indicator value	0	0	0	0	0	0	0	0

Licensee Comments: none

[▲ PI Summary](#) | [Inspection Findings Summary](#) | [Action Matrix Summary](#) | [Reactor Oversight Process](#)

Last Modified: March 26, 2002