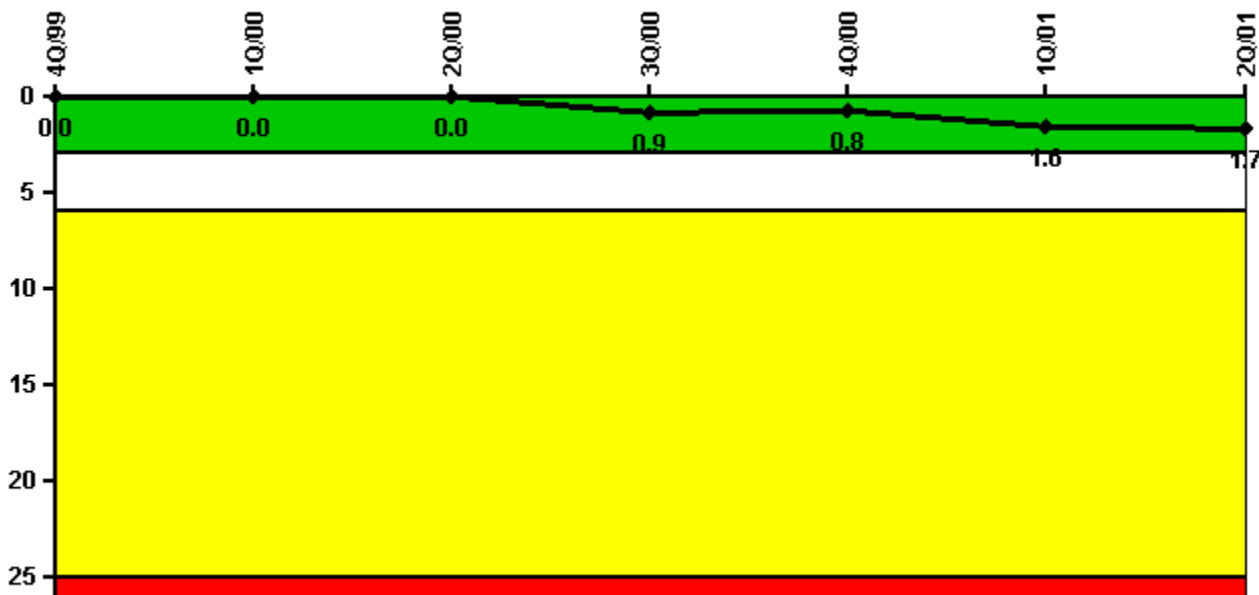


Vermont Yankee

2Q/2001 Performance Indicators

Licensee's General Comments: none

Unplanned Scrams per 7000 Critical Hrs



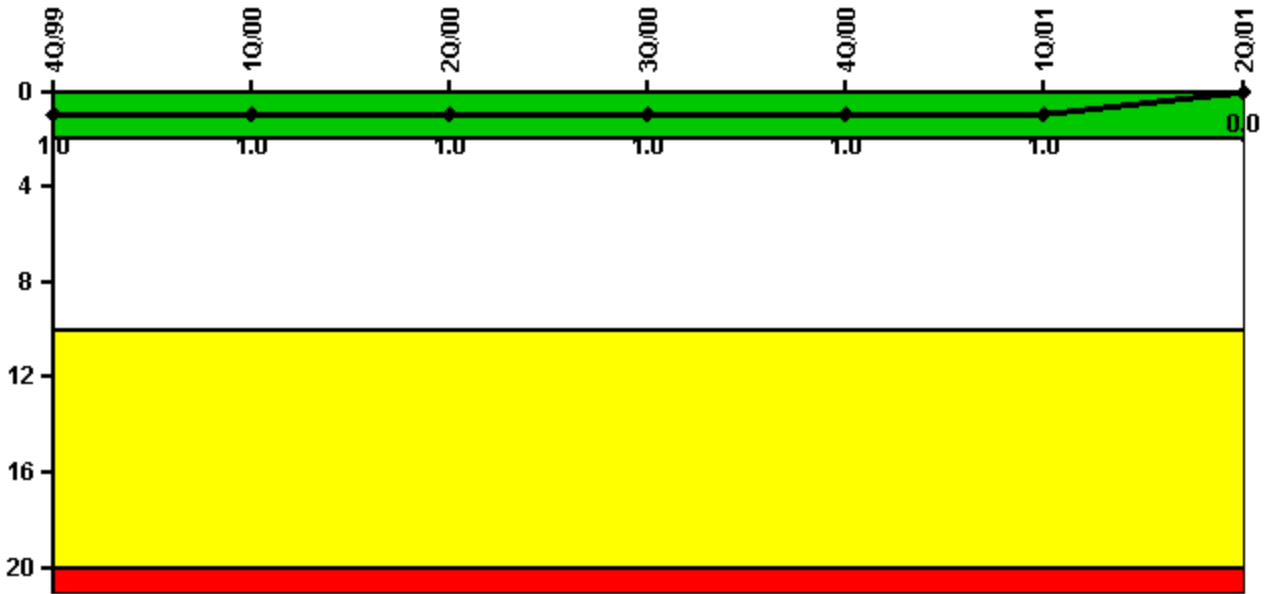
Thresholds: White > 3.0 Yellow > 6.0 Red > 25.0

Notes

Unplanned Scrams per 7000 Critical Hrs	4Q/99	1Q/00	2Q/00	3Q/00	4Q/00	1Q/01	2Q/01
Unplanned scrams	0	0	0	1.0	0	1.0	0
Critical hours	1422.0	2184.0	2183.0	2174.8	2209.0	2121.5	1653.3
Indicator value	0	0	0	0.9	0.8	1.6	1.7

Licensee Comments: none

Scrams with Loss of Normal Heat Removal



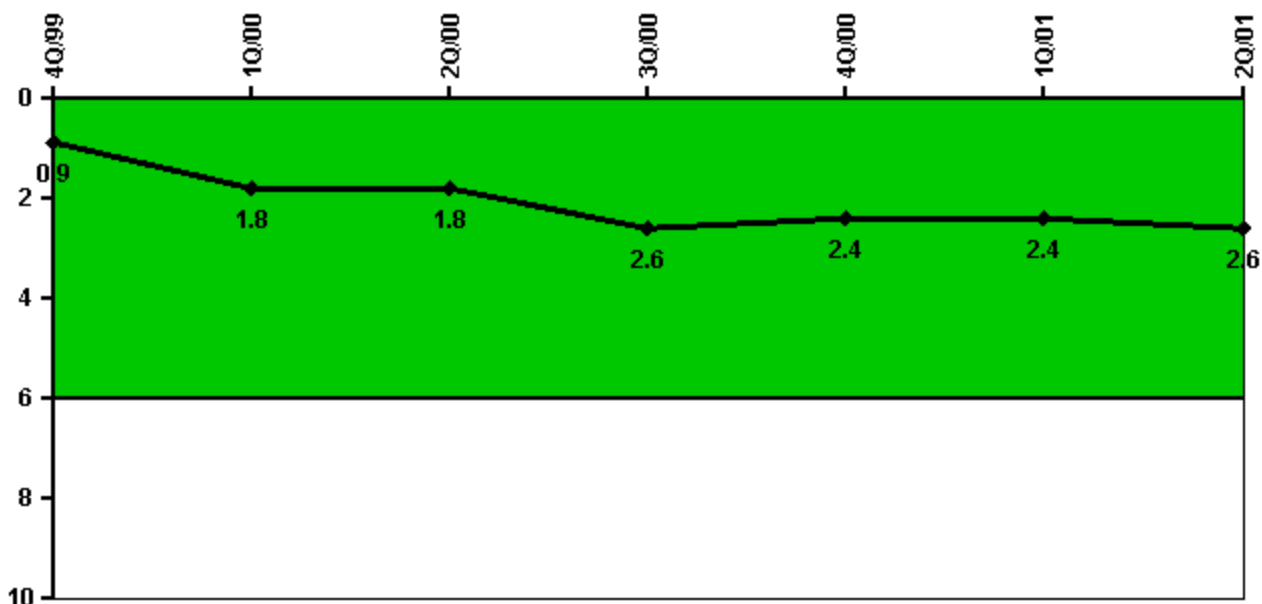
Thresholds: White > 2.0 Yellow > 10.0 Red > 20.0

Notes

Scrams with Loss of Normal Heat Removal	4Q/99	1Q/00	2Q/00	3Q/00	4Q/00	1Q/01	2Q/01
Scrams	0	0	0	0	0	0	0
Indicator value	1.0	1.0	1.0	1.0	1.0	1.0	0

Licensee Comments: none

Unplanned Power Changes per 7000 Critical Hrs



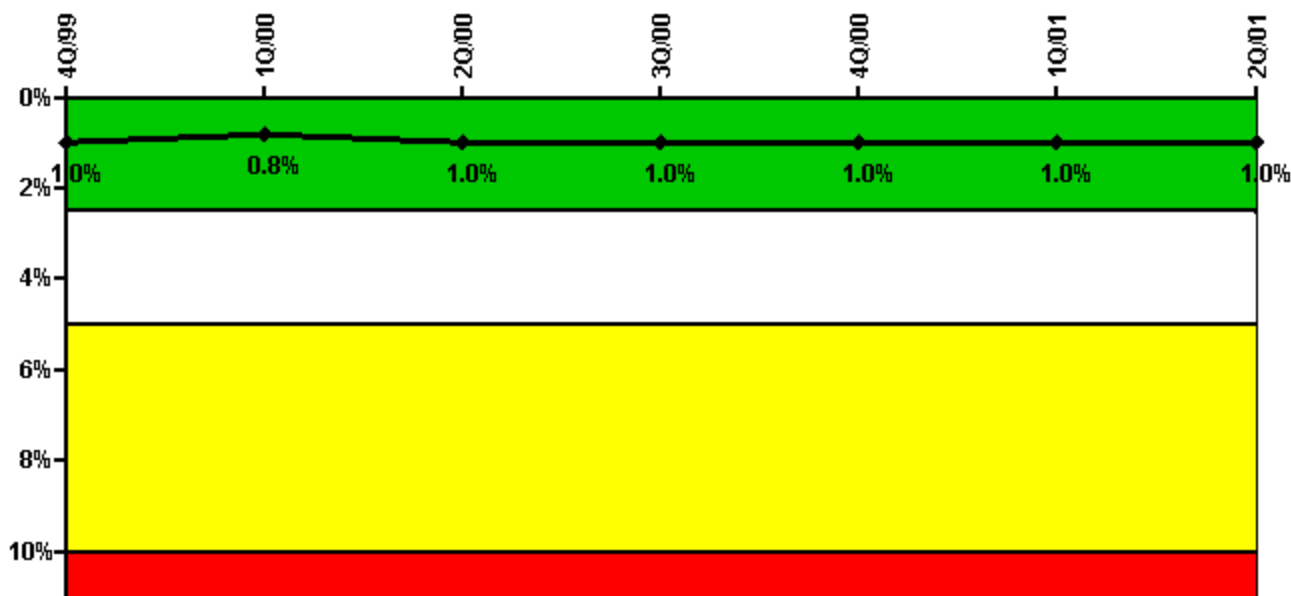
Thresholds: White > 6.0

Notes

Unplanned Power Changes per 7000 Critical Hrs	4Q/99	1Q/00	2Q/00	3Q/00	4Q/00	1Q/01	2Q/01
Unplanned power changes	1.0	1.0	0	1.0	1.0	1.0	0
Critical hours	1422.0	2184.0	2183.0	2174.8	2209.0	2121.5	1653.3
Indicator value	0.9	1.8	1.8	2.6	2.4	2.4	2.6

Licensee Comments: none

Safety System Unavailability, Emergency AC Power



Thresholds: White > 2.5% Yellow > 5.0% Red > 10.0%

Notes

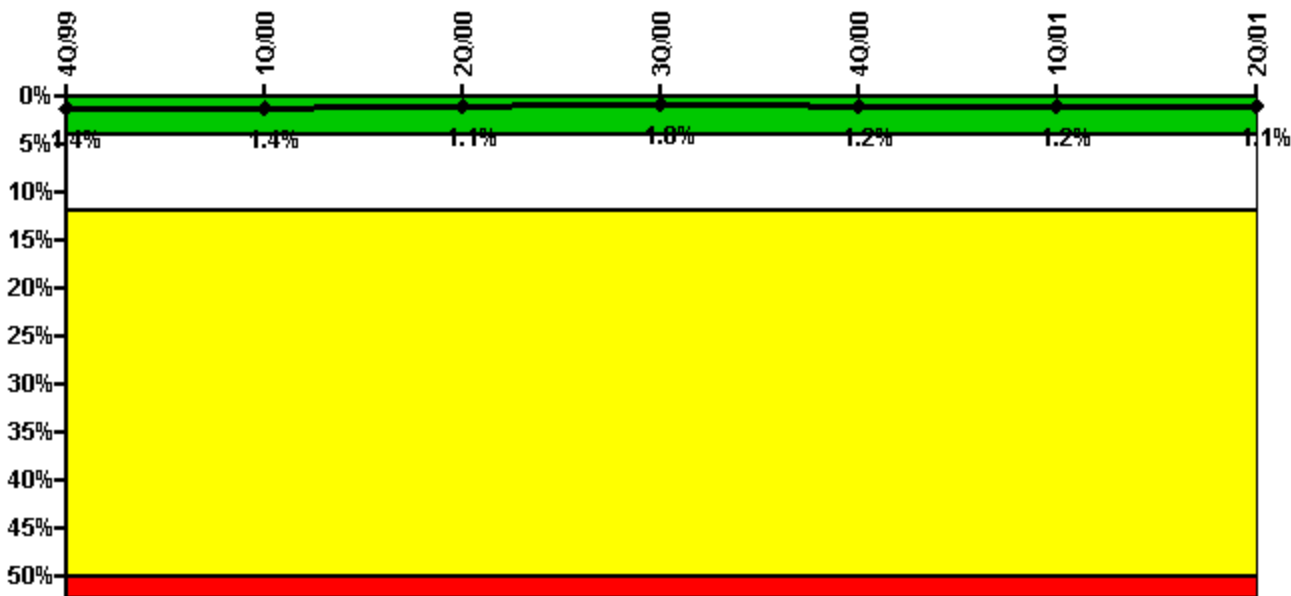
Safety System Unavailability, Emergency AC Power	4Q/99	1Q/00	2Q/00	3Q/00	4Q/00	1Q/01	2Q/01
Train 1							
Planned unavailable hours	0	0	113.60	0	5.40	0	0
Unplanned unavailable hours	0	0	0	4.80	0	4.20	28.00
Fault exposure hours	0	0	0	0	0	0	0
Effective Reset hours	0	0	0	0	0	0	0
Required hours	2209.00	2184.00	2183.00	2208.00	2209.00	2160.00	2183.00
Train 2							
Planned unavailable hours	0	0	0	87.40	0	0	0
Unplanned unavailable hours	0	0	0	0	0	0	0
Fault exposure hours	0	0	0	0	0	0	0
Effective Reset hours	0	0	0	0	0	0	0
Required hours	2209.00	2184.00	2183.00	2208.00	2209.00	2160.00	2183.00
Indicator value	1.0%	0.8%	1.0%	1.0%	1.0%	1.0%	1.0%

Licensee Comments:

2Q/99: Correction made for prior daylight savings time error.

4Q/98: Correction made for prior daylight savings time error.

Safety System Unavailability, High Pressure Injection System (HPCI)



Thresholds: White > 4.0% Yellow > 12.0% Red > 50.0%

Notes

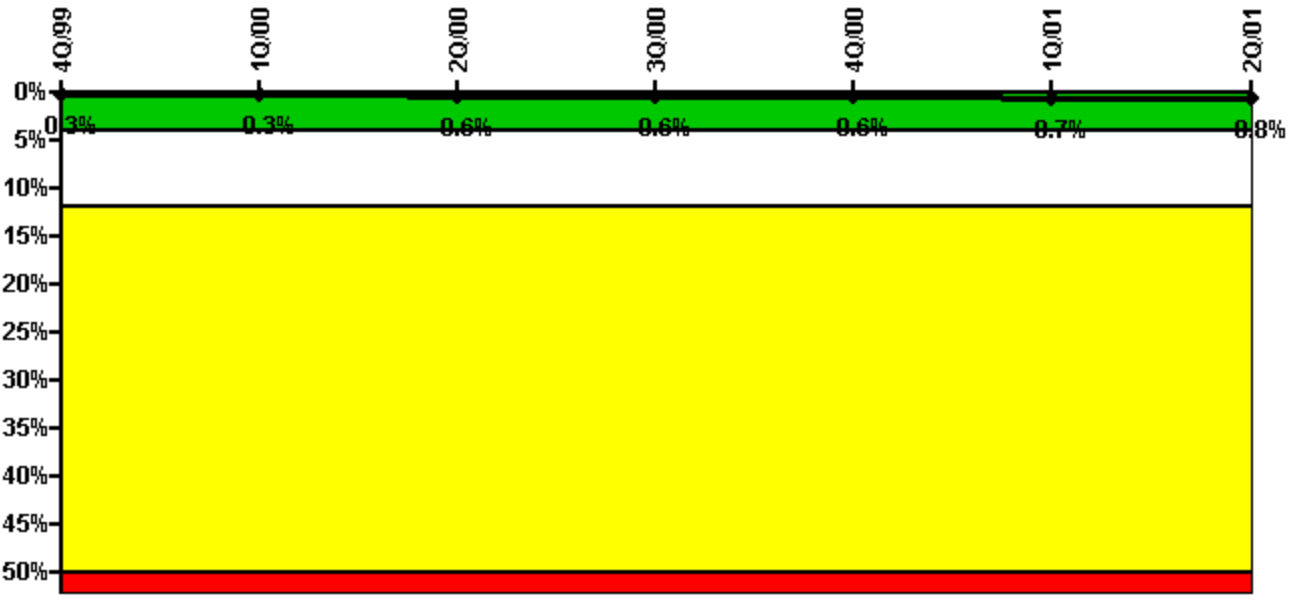
Safety System Unavailability, High Pressure Injection System (HPCI)	4Q/99	1Q/00	2Q/00	3Q/00	4Q/00	1Q/01	2Q/01
Train 1							
Planned unavailable hours	0	0	0	0.10	41.00	2.00	0
Unplanned unavailable hours	10.00	0	0	0	0	0	0
Fault exposure hours	0	0	0	0	0	0	0
Effective Reset hours	0	0	0	0	0	0	0
Required hours	2110.00	2184.00	2183.00	2174.80	2209.00	2160.00	1645.00
Indicator value	1.4%	1.4%	1.1%	1.0%	1.2%	1.2%	1.1%

Licensee Comments:

2Q/99: Correction made for prior daylight savings time error.

4Q/98: Correction made for prior daylight savings time error.

Safety System Unavailability, Heat Removal System (RCIC)



Thresholds: White > 4.0% Yellow > 12.0% Red > 50.0%

Notes

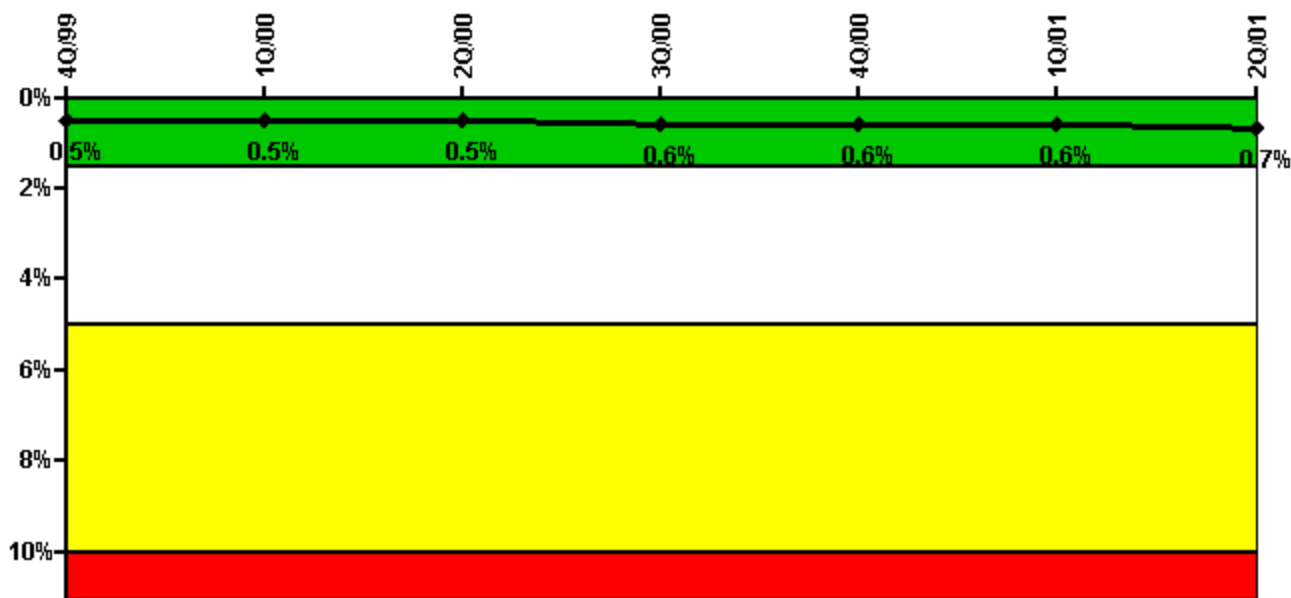
Safety System Unavailability, Heat Removal System (RCIC)	4Q/99	1Q/00	2Q/00	3Q/00	4Q/00	1Q/01	2Q/01
Train 1							
Planned unavailable hours	0	0	70.70	5.20	0	2.10	0
Unplanned unavailable hours	0	0	0	0	0	12.00	47.60
Fault exposure hours	0	0	0	0	0	0	0
Effective Reset hours	0	0	0	0	0	0	0
Required hours	2110.00	2184.00	2183.00	2174.80	2209.00	2160.00	1645.00
Indicator value	0.3%	0.3%	0.6%	0.6%	0.6%	0.7%	0.8%

Licensee Comments:

2Q/99: Correction made for prior daylight savings time error.

4Q/98: Correction made for prior daylight savings time error.

Safety System Unavailability, Residual Heat Removal System



Thresholds: White > 1.5% Yellow > 5.0% Red > 10.0%

Notes

Safety System Unavailability, Residual Heat Removal System	4Q/99	1Q/00	2Q/00	3Q/00	4Q/00	1Q/01	2Q/01
Train 1							
Planned unavailable hours	74.50	0	0	59.60	0	0	0
Unplanned unavailable hours	0	0	0	0.10	0	0	0
Fault exposure hours	0	0	0	0	0	0	0
Effective Reset hours	0	0	0	0	0	0	0
Required hours	2209.00	2184.00	2183.00	2208.00	2209.00	2160.00	2183.00
Train 2							
Planned unavailable hours	67.00	0	0	0	0	10.50	6.00
Unplanned unavailable hours	0	0	0	0.10	0	0	0
Fault exposure hours	0	0	0	0	0	0	0
Effective Reset hours	0	0	0	0	0	0	0
Required hours	2209.00	2184.00	2183.00	2208.00	2209.00	2160.00	2183.00
Indicator value	0.5%	0.5%	0.5%	0.6%	0.6%	0.6%	0.7%

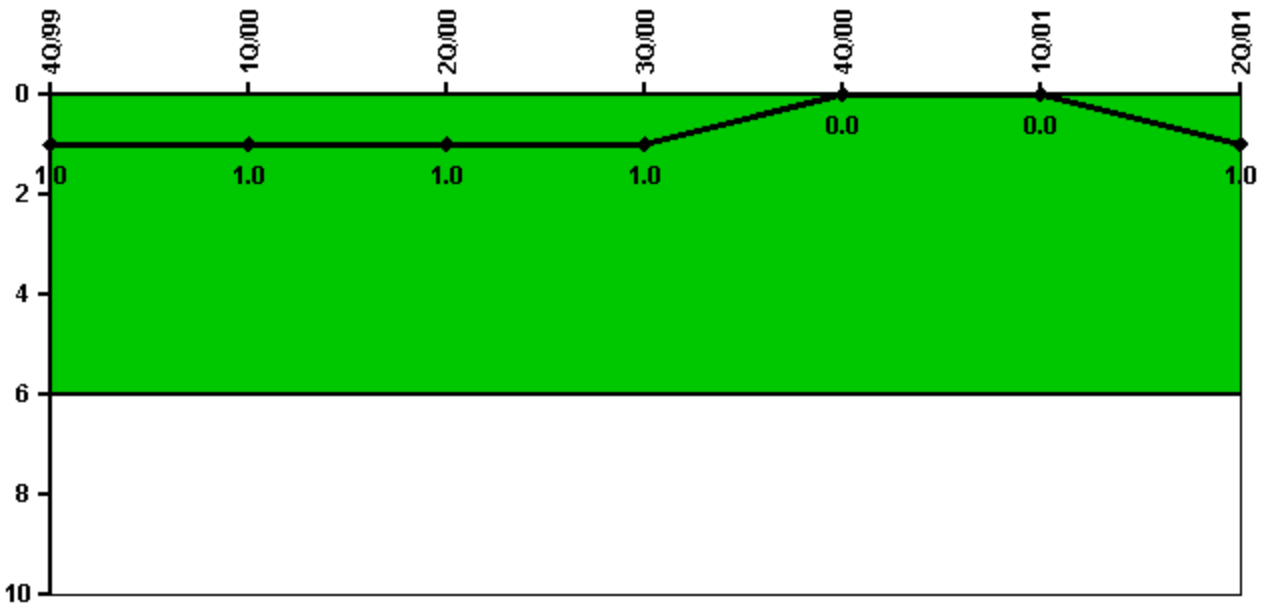
Licensee Comments:

2Q/01:

2Q/99: 4th Qtr '98 and 2nd Qtr '99 hours adjusted to properly reflect Daylight Savings time changes in Hours required for Service.

4Q/98: 4th Qtr '98 and 2nd Qtr '99 hours adjusted to properly reflect Daylight Savings time changes in Hours required for Service.

Safety System Functional Failures (BWR)




Thresholds: White > 6.0

Notes

Safety System Functional Failures (BWR)	4Q/99	1Q/00	2Q/00	3Q/00	4Q/00	1Q/01	2Q/01
Safety System Functional Failures	1	0	0	0	0	0	1
Indicator value	1	1	1	1	0	0	1

Licensee Comments: none

Reactor Coolant System Activity



Thresholds: White > 50.0 Yellow > 100.0


Notes

Reactor Coolant System Activity	10/99	11/99	12/99	1/00	2/00	3/00	4/00	5/00	6/00	7/00	8/00	9/00
Maximum activity	0.000100	N/A	0.000066	0.000070	0.000079	0.000079	0.000079	0.000072	0.000077	0.000072	0.000074	0.000111
Technical specification limit	1.1	1.1	0.1	0.1	0.1	0.1	0.1	0.1	0.1	0.1	0.1	0.1
Indicator value	0	N/A	0.1	0.1	0.2	0.2	0.2	0.1	0.2	0.1	0.1	0.2

Reactor Coolant System Activity	10/00	11/00	12/00	1/01	2/01	3/01	4/01	5/01	6/01
Maximum activity	0.000074	0.000086	0.000080	0.000082	0.000078	0.000081	0.000085	0.000062	0.000050
Technical specification limit	0.1	0.1	0.1	0.1	0.1	0.1	1.1	1.1	1.1
Indicator value	0.1	0.2	0.2	0.2	0.2	0.2	0	0	0

Licensee Comments: none

Reactor Coolant System Leakage



Thresholds: White > 50.0 Yellow > 100.0

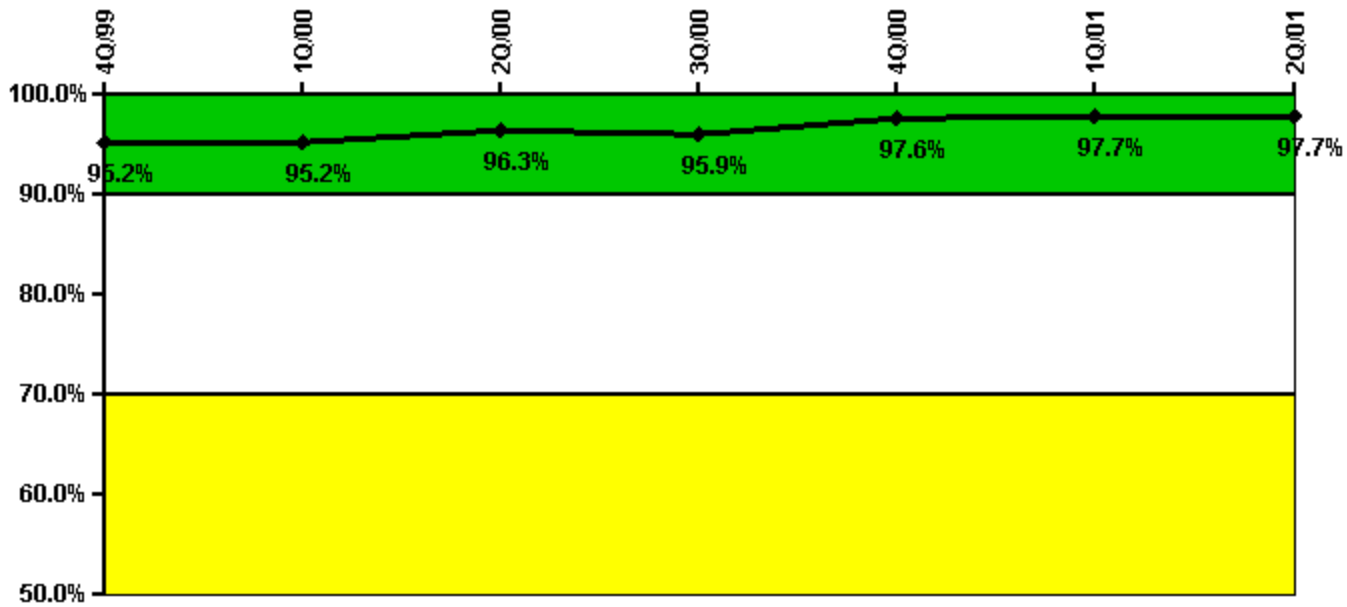
Notes

Reactor Coolant System Leakage	10/99	11/99	12/99	1/00	2/00	3/00	4/00	5/00	6/00	7/00	8/00	9/00
Maximum leakage	1.800	N/A	1.700	1.700	1.700	1.600	1.600	1.700	1.800	1.800	1.800	1.700
Technical specification limit	25.0	25.0	25.0	25.0	25.0	25.0	25.0	25.0	25.0	25.0	25.0	25.0
Indicator value	7.2	N/A	6.8	6.8	6.8	6.4	6.4	6.8	7.2	7.2	7.2	6.8

Reactor Coolant System Leakage	10/00	11/00	12/00	1/01	2/01	3/01	4/01	5/01	6/01
Maximum leakage	1.800	1.800	1.800	1.700	1.800	1.800	1.900	1.800	1.800
Technical specification limit	25.0	25.0	25.0	25.0	25.0	25.0	25.0	25.0	25.0
Indicator value	7.2	7.2	7.2	6.8	7.2	7.2	7.6	7.2	7.2

Licensee Comments: none

Drill/Exercise Performance



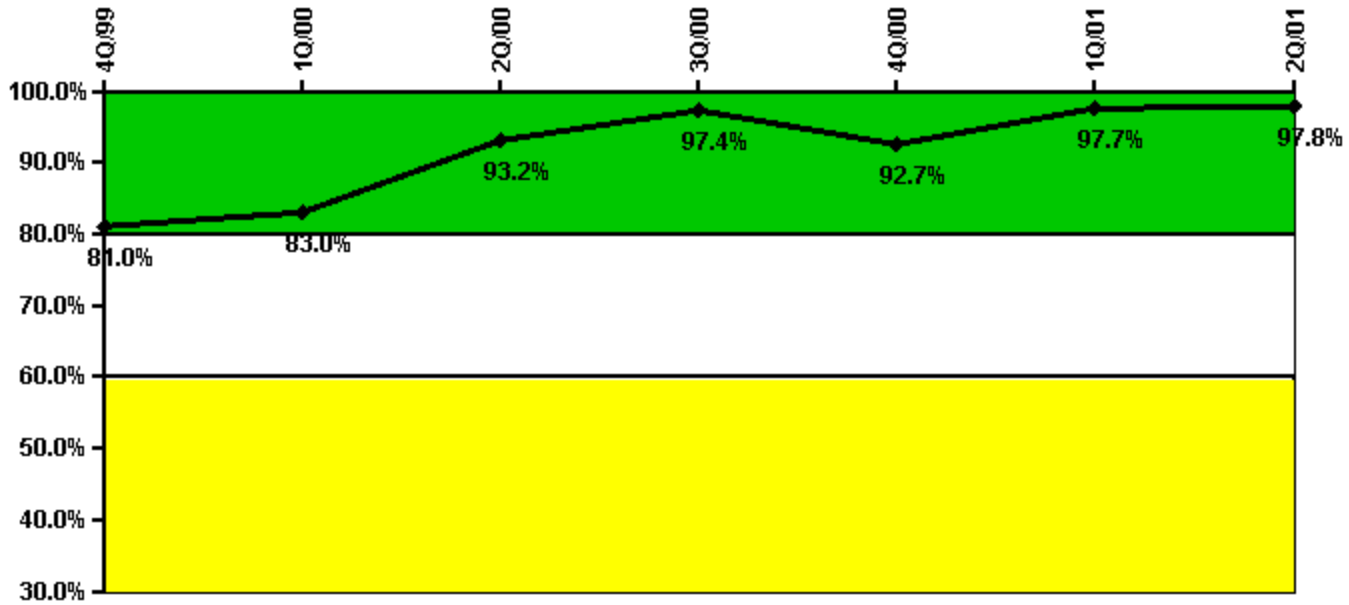
Thresholds: White < 90.0% Yellow < 70.0%

Notes

Drill/Exercise Performance	4Q/99	1Q/00	2Q/00	3Q/00	4Q/00	1Q/01	2Q/01
Successful opportunities	0	20.0	39.0	15.0	34.0	56.0	4.0
Total opportunities	0	21.0	40.0	16.0	34.0	57.0	4.0
Indicator value	95.2%	95.2%	96.3%	95.9%	97.6%	97.7%	97.7%

Licensee Comments: none

ERO Drill Participation



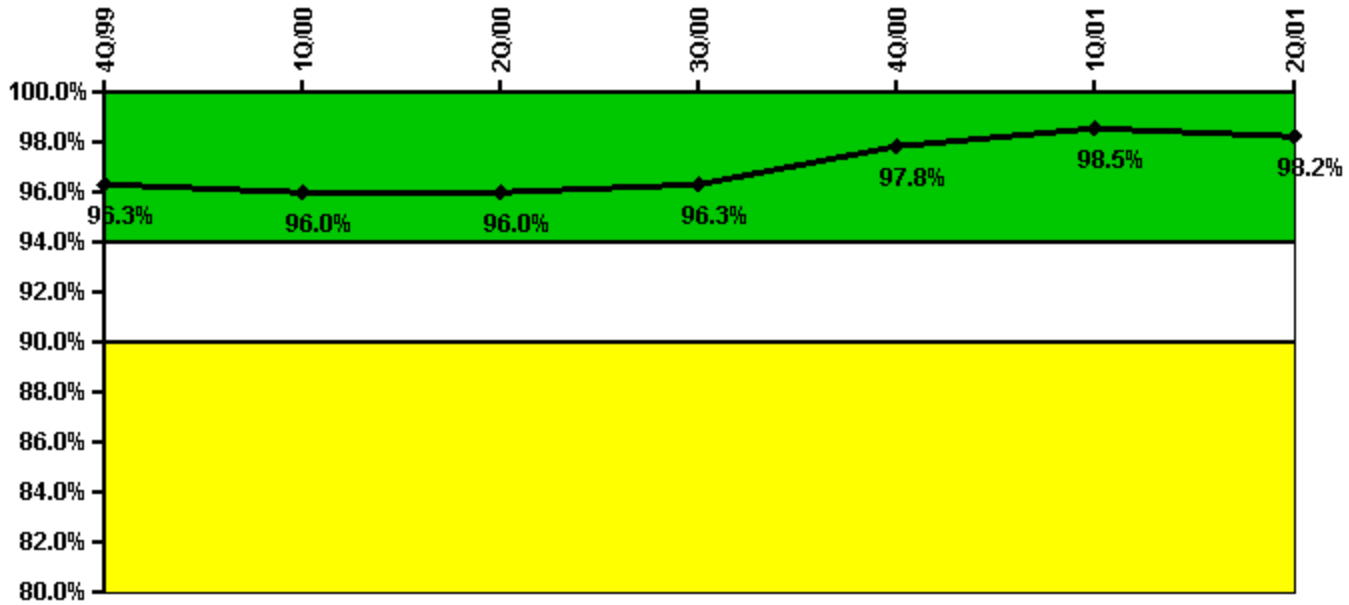
Thresholds: White < 80.0% Yellow < 60.0%

Notes

ERO Drill Participation	4Q/99	1Q/00	2Q/00	3Q/00	4Q/00	1Q/01	2Q/01
Participating Key personnel	47.0	78.0	69.0	74.0	76.0	85.0	91.0
Total Key personnel	58.0	94.0	74.0	76.0	82.0	87.0	93.0
Indicator value	81.0%	83.0%	93.2%	97.4%	92.7%	97.7%	97.8%

Licensee Comments: none

Alert & Notification System



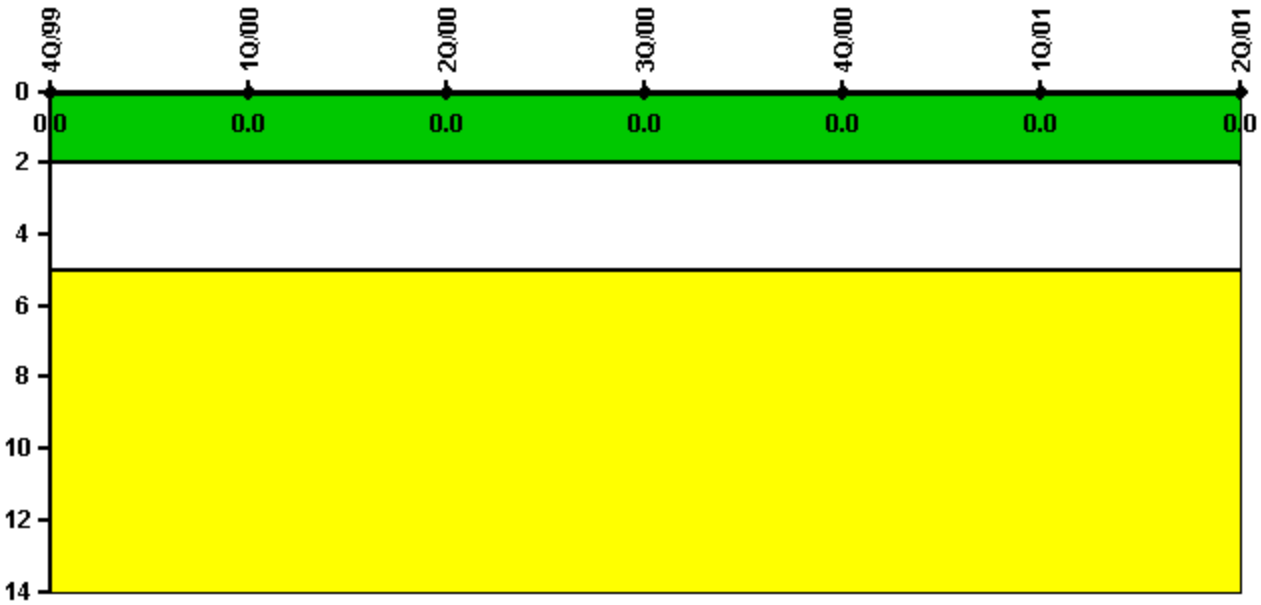
Thresholds: White < 94.0% Yellow < 90.0%

Notes

Alert & Notification System	4Q/99	1Q/00	2Q/00	3Q/00	4Q/00	1Q/01	2Q/01
Successful siren-tests	79	61	61	62	83	63	60
Total sirens-tests	84	63	63	63	84	63	63
Indicator value	96.3%	96.0%	96.0%	96.3%	97.8%	98.5%	98.2%

Licensee Comments: none

Occupational Exposure Control Effectiveness



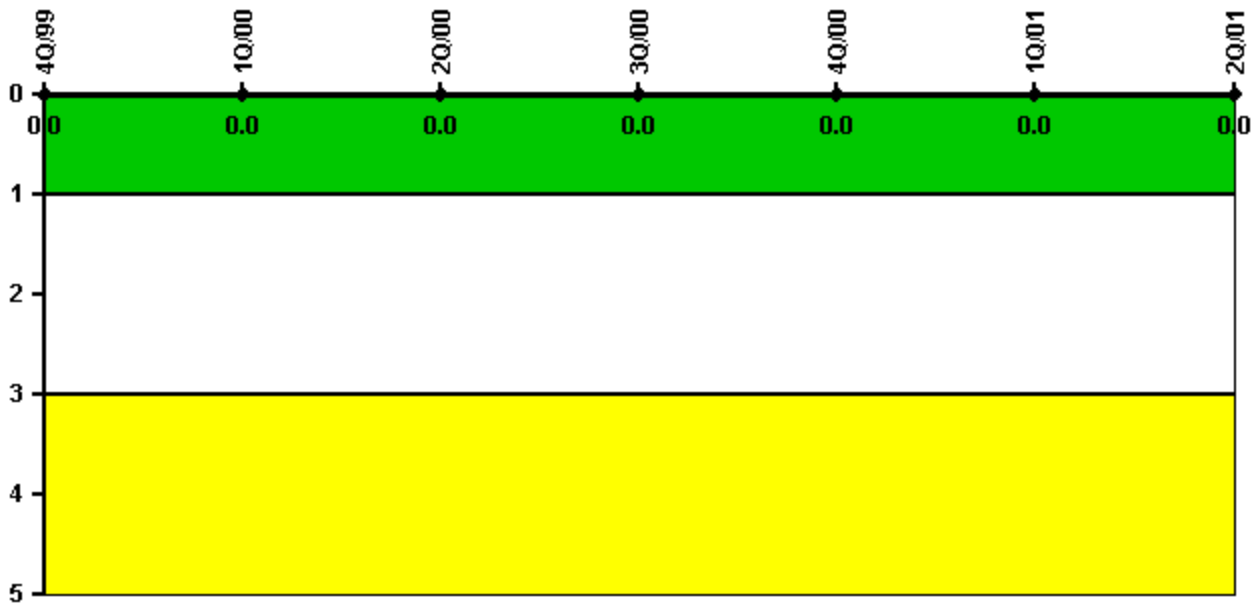
Thresholds: White > 2.0 Yellow > 5.0

Notes

Occupational Exposure Control Effectiveness	4Q/99	1Q/00	2Q/00	3Q/00	4Q/00	1Q/01	2Q/01
High radiation area occurrences	0	0	0	0	0	0	0
Very high radiation area occurrences	0	0	0	0	0	0	0
Unintended exposure occurrences	0	0	0	0	0	0	0
Indicator value	0	0	0	0	0	0	0

Licensee Comments: none

RETS/ODCM Radiological Effluent



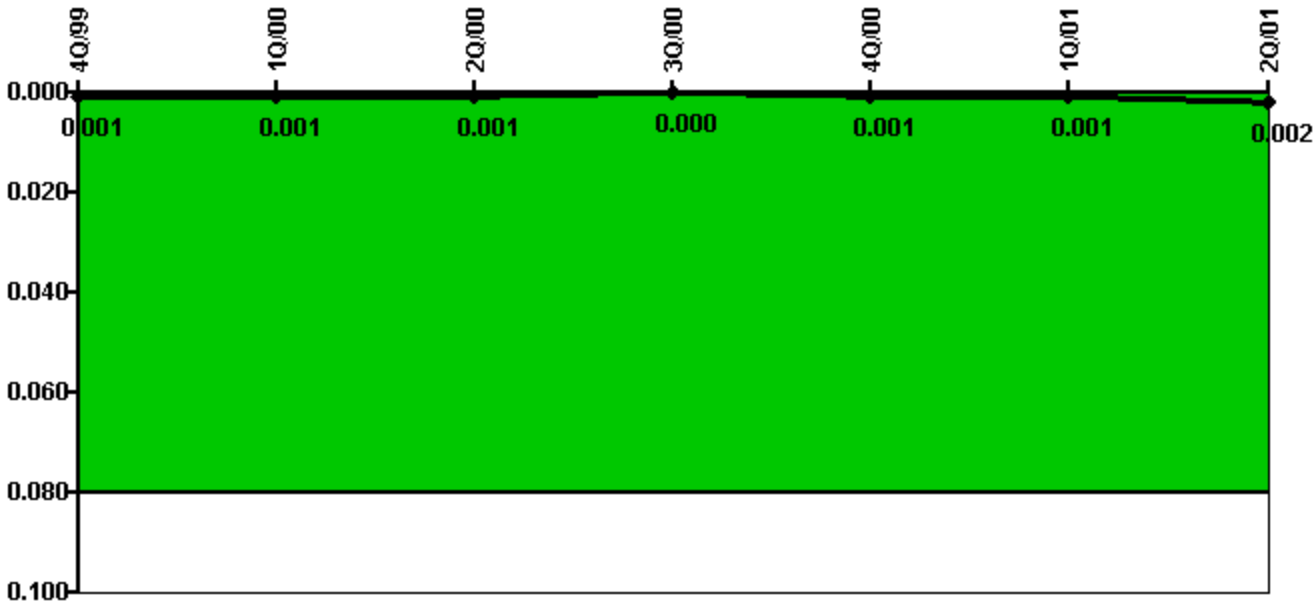
Thresholds: White > 1.0 Yellow > 3.0

Notes

RETS/ODCM Radiological Effluent	4Q/99	1Q/00	2Q/00	3Q/00	4Q/00	1Q/01	2Q/01
RETS/ODCM occurrences	0	0	0	0	0	0	0
Indicator value	0	0	0	0	0	0	0

Licensee Comments: none

Protected Area Security Performance Index



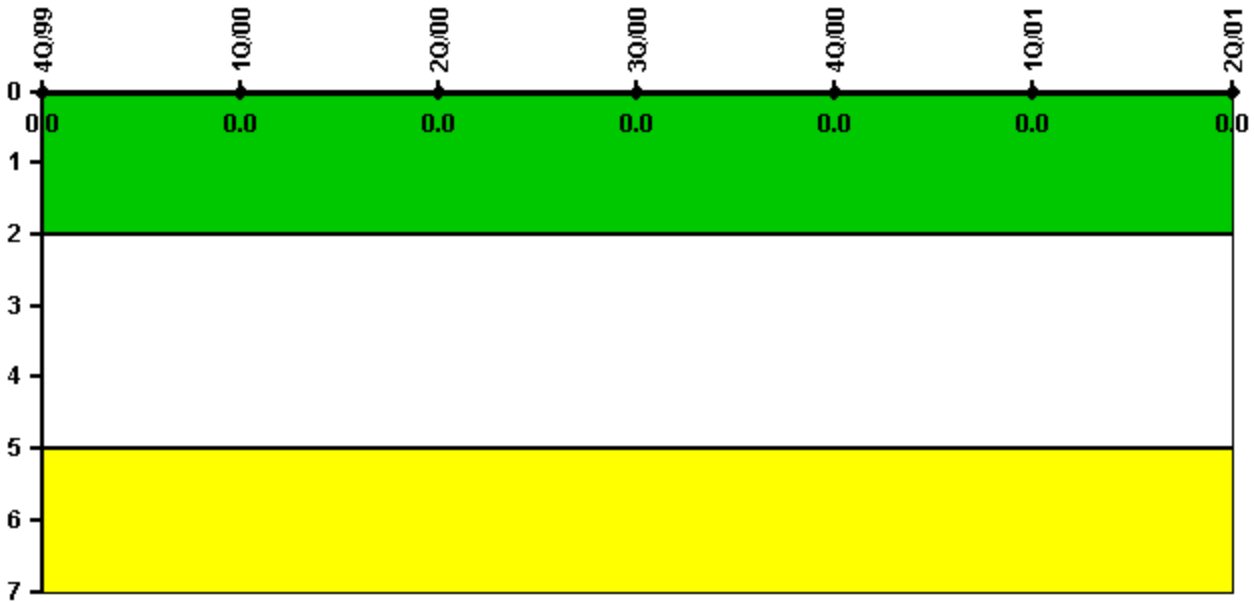
Thresholds: White > 0.080

Notes

Protected Area Security Performance Index	4Q/99	1Q/00	2Q/00	3Q/00	4Q/00	1Q/01	2Q/01
IDS compensatory hours	0	7.23	0	0	0	3.05	0.50
CCTV compensatory hours	0	0	0	0	18.1	0	8.4
IDS normalization factor	1.00	1.00	1.00	1.00	1.00	1.00	1.00
CCTV normalization factor	1.0	1.0	1.0	1.0	1.0	1.0	1.0
Index Value	0.001	0.001	0.001	0	0.001	0.001	0.002

Licensee Comments: none

Personnel Screening Program



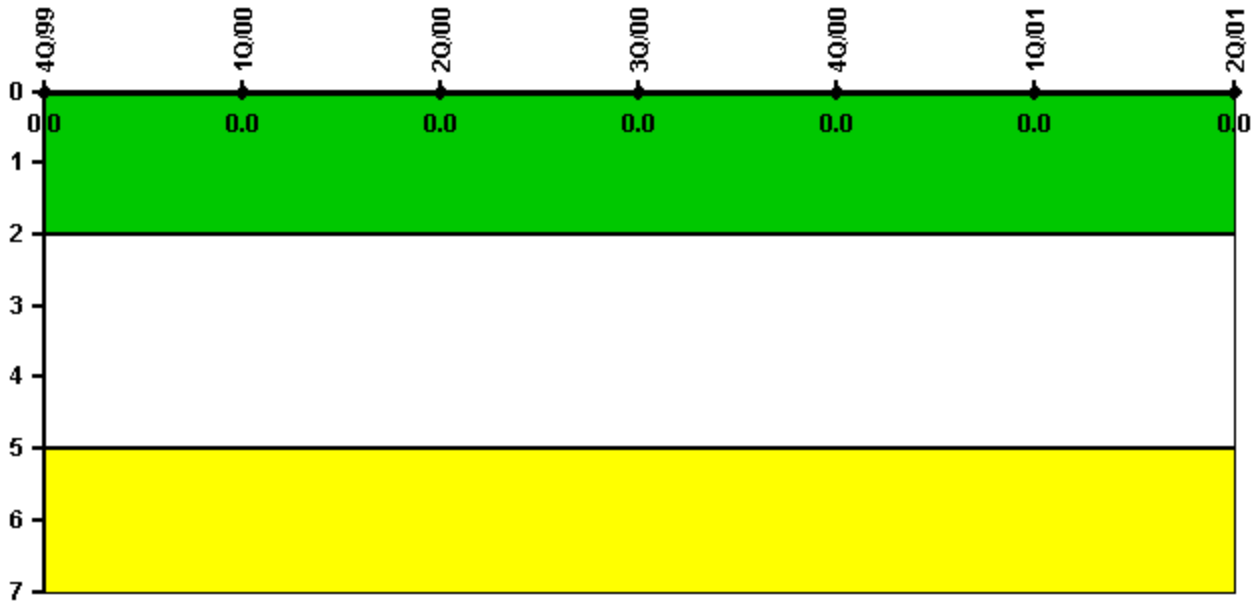
Thresholds: White > 2.0 Yellow > 5.0

Notes

Personnel Screening Program	4Q/99	1Q/00	2Q/00	3Q/00	4Q/00	1Q/01	2Q/01
Program failures	0	0	0	0	0	0	0
Indicator value	0	0	0	0	0	0	0

Licensee Comments: none

FFD/Personnel Reliability



Thresholds: White > 2.0 Yellow > 5.0

Notes

FFD/Personnel Reliability	4Q/99	1Q/00	2Q/00	3Q/00	4Q/00	1Q/01	2Q/01
Program Failures	0	0	0	0	0	0	0
Indicator value	0	0	0	0	0	0	0

Licensee Comments: none

▲ [PI Summary](#) | [Inspection Findings Summary](#) | [Action Matrix Summary](#) | [Reactor Oversight Process](#)

Last Modified: March 27, 2002