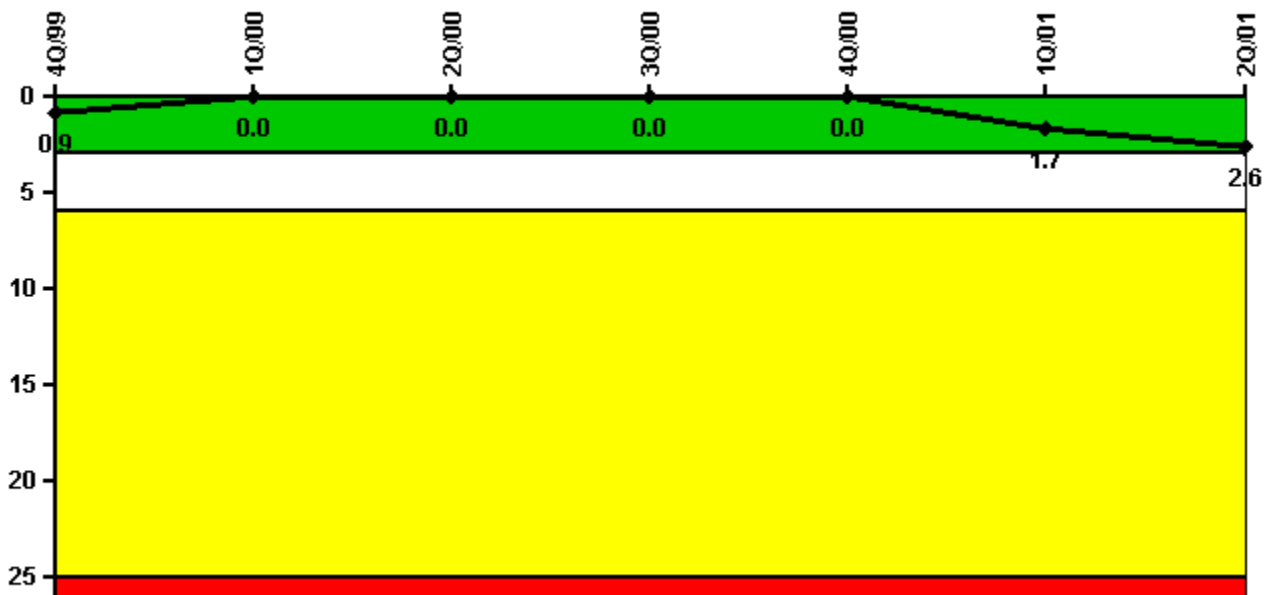


South Texas 2

2Q/2001 Performance Indicators

Licensee's General Comments: none

Unplanned Scrams per 7000 Critical Hrs



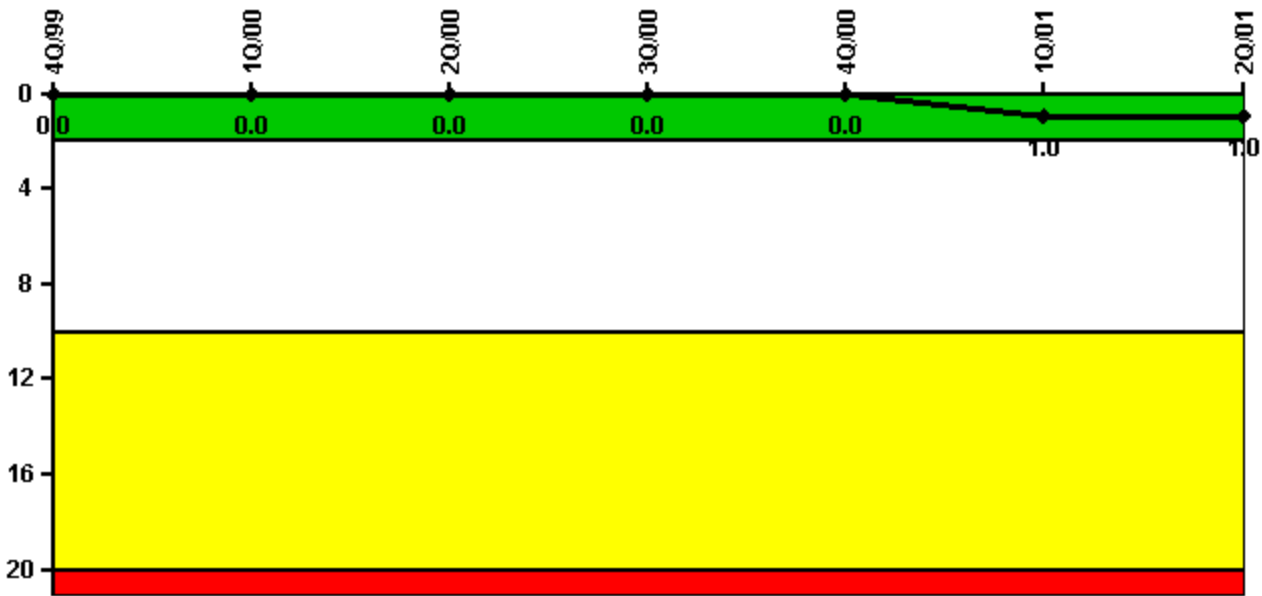
Thresholds: White > 3.0 Yellow > 6.0 Red > 25.0

Notes

Unplanned Scrams per 7000 Critical Hrs	4Q/99	1Q/00	2Q/00	3Q/00	4Q/00	1Q/01	2Q/01
Unplanned scrams	0	0	0	0	0	2.0	1.0
Critical hours	1615.7	2184.0	2183.0	2208.0	2209.0	1499.2	2100.9
Indicator value	0.9	0	0	0	0	1.7	2.6

Licensee Comments: none

Scrams with Loss of Normal Heat Removal



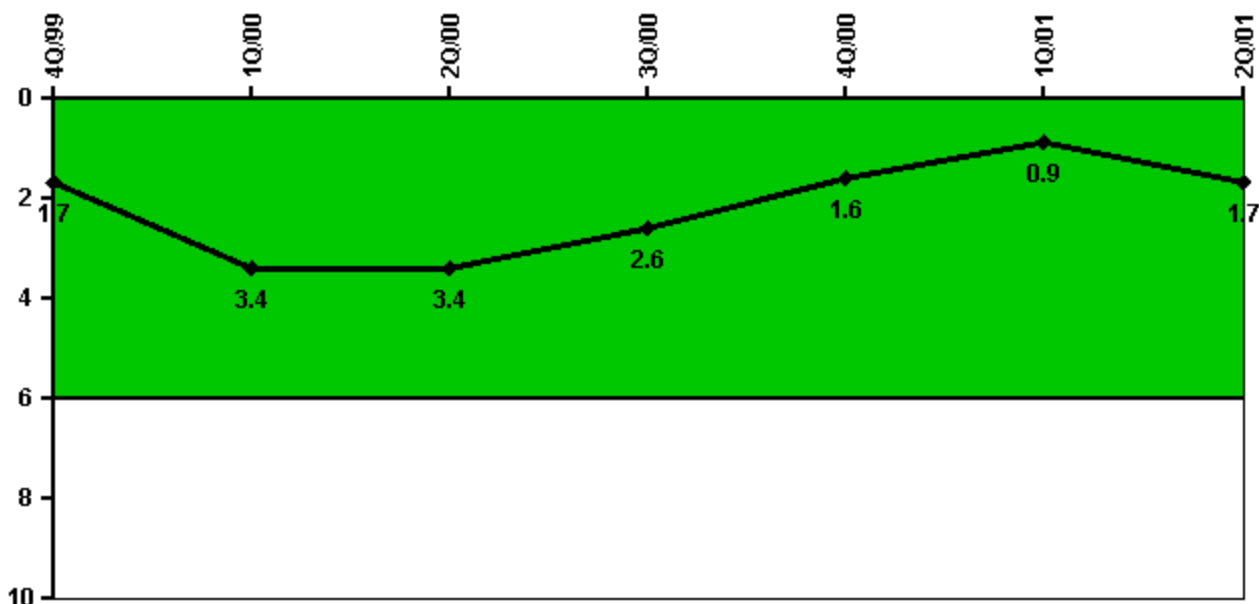
Thresholds: White > 2.0 Yellow > 10.0 Red > 20.0

Notes

Scrams with Loss of Normal Heat Removal	4Q/99	1Q/00	2Q/00	3Q/00	4Q/00	1Q/01	2Q/01
Scrams	0	0	0	0	0	1.0	0
Indicator value	0	0	0	0	0	1.0	1.0

Licensee Comments: none

Unplanned Power Changes per 7000 Critical Hrs



Thresholds: White > 6.0

Notes

Unplanned Power Changes per 7000 Critical Hrs	4Q/99	1Q/00	2Q/00	3Q/00	4Q/00	1Q/01	2Q/01
Unplanned power changes	1.0	2.0	0	0	0	1.0	1.0
Critical hours	1615.7	2184.0	2183.0	2208.0	2209.0	1499.2	2100.9
Indicator value	1.7	3.4	3.4	2.6	1.6	0.9	1.7

Licensee Comments: none

Safety System Unavailability, Emergency AC Power, >2EDG



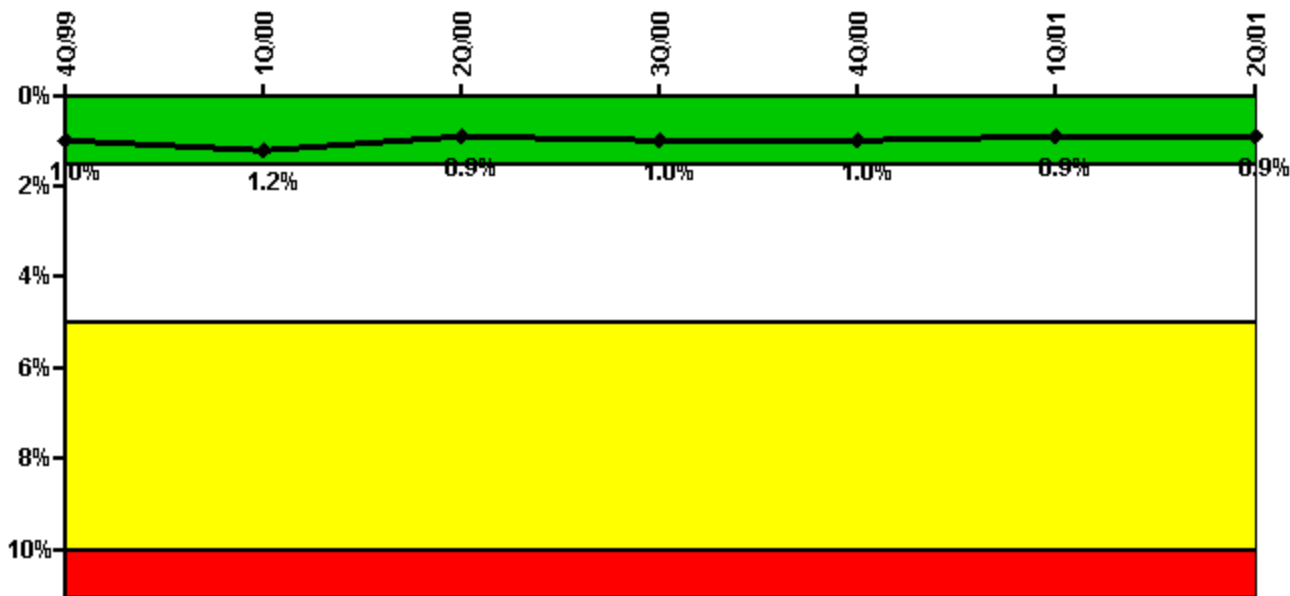
Thresholds: White > 2.5% Yellow > 10.0% Red > 20.0%

Notes

Safety System Unavailability, Emergency AC Power, >2EDG	4Q/99	1Q/00	2Q/00	3Q/00	4Q/00	1Q/01	2Q/01
Train 1							
Planned unavailable hours	0	28.00	0	15.00	133.30	11.50	16.00
Unplanned unavailable hours	0	0	0	5.30	0	0	0
Fault exposure hours	0	0	0	0	0	0	0
Effective Reset hours	0	0	0	0	0	0	0
Required hours	2209.00	2184.00	2183.00	2208.00	2209.00	2160.00	2183.00
Train 2							
Planned unavailable hours	0	13.15	46.00	19.92	16.57	22.02	23.20
Unplanned unavailable hours	0	0	0	0	0	0	0
Fault exposure hours	0	0	0	0	0	0	0
Effective Reset hours	0	0	0	0	0	0	0
Required hours	2209.00	2184.00	2183.00	2208.00	2209.00	2160.00	2183.00
Train 3							
Planned unavailable hours	0	128.67	20.70	37.60	14.30	52.70	58.50
Unplanned unavailable hours	0	0	0	0	0	0	0
Fault exposure hours	0	0	0	0	0	0	0
Effective Reset hours	0	0	0	0	0	0	0
Required hours	2209.00	2184.00	2183.00	2208.00	2209.00	2160.00	2183.00
Indicator value	1.6%	1.7%	1.4%	1.5%	1.4%	1.5%	1.5%

Licensee Comments: none

Safety System Unavailability, High Pressure Injection System (HPSI)



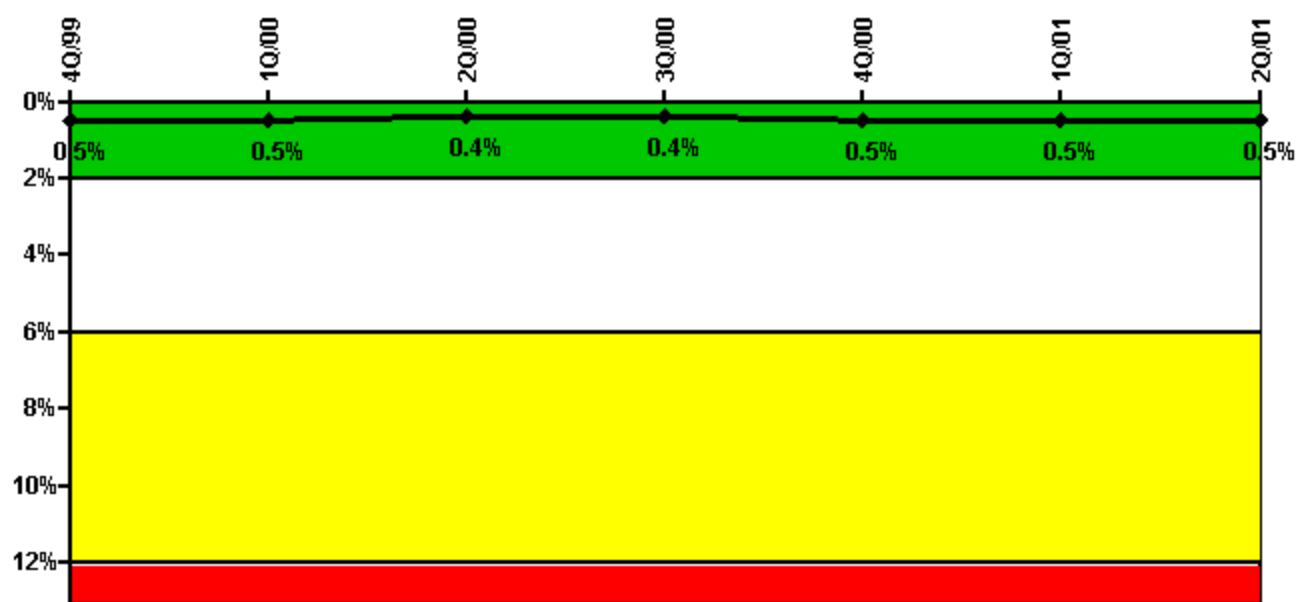
Thresholds: White > 1.5% Yellow > 5.0% Red > 10.0%

Notes

Safety System Unavailability, High Pressure Injection System (HPSI)	4Q/99	1Q/00	2Q/00	3Q/00	4Q/00	1Q/01	2Q/01
Train 1							
Planned unavailable hours	0	94.65	14.80	41.00	0	0.50	1.10
Unplanned unavailable hours	0	0	0	0	0	0	0
Fault exposure hours	0	0	0	0	0	0	0
Effective Reset hours	0	0	0	0	0	0	0
Required hours	1615.70	2184.00	2183.00	2208.00	2209.00	1499.20	2100.90
Train 2							
Planned unavailable hours	0	13.15	0.50	12.00	54.60	12.33	48.00
Unplanned unavailable hours	0	0	0	0	0	0	0
Fault exposure hours	0	0	0	0	0	0	0
Effective Reset hours	0	0	0	0	0	0	0
Required hours	1615.70	2184.00	2183.00	2208.00	2209.00	1499.20	2100.90
Train 3							
Planned unavailable hours	0	73.90	8.00	15.75	2.10	14.80	56.30
Unplanned unavailable hours	0	0	0	0	0	0	0
Fault exposure hours	0	0	0	0	0	0	0
Effective Reset hours	0	0	0	0	0	0	0
Required hours	1615.70	2184.00	2183.00	2208.00	2209.00	1499.20	2100.90
Indicator value	1.0%	1.2%	0.9%	1.0%	1.0%	0.9%	0.9%

Licensee Comments: none

Safety System Unavailability, Heat Removal System (AFW)



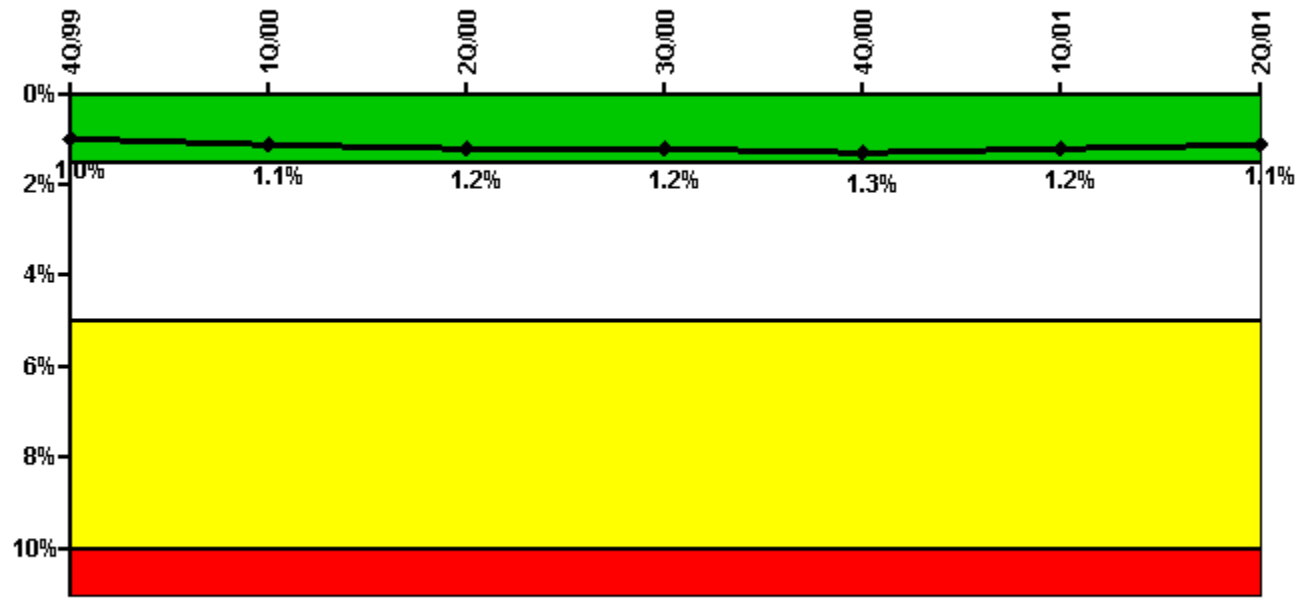
Thresholds: White > 2.0% Yellow > 6.0% Red > 12.0%

Notes

Safety System Unavailability, Heat Removal System (AFW)	4Q/99	1Q/00	2Q/00	3Q/00	4Q/00	1Q/01	2Q/01
Train 1							
Planned unavailable hours	0	18.23	9.80	0	10.30	22.02	10.40
Unplanned unavailable hours	0	0	0	0	0	0	0
Fault exposure hours	0	0	0	0	0	0	0
Effective Reset hours	0	0	0	0	0	0	0
Required hours	1615.70	2184.00	2183.00	2208.00	2209.00	1499.20	2100.90
Train 2							
Planned unavailable hours	5.55	15.93	4.70	12.53	9.60	0	0
Unplanned unavailable hours	0	0	0	0	0	0	0
Fault exposure hours	0	0	0	0	0	0	0
Effective Reset hours	0	0	0	0	0	0	0
Required hours	1615.70	2184.00	2183.00	2208.00	2209.00	1499.20	2100.90
Train 3							
Planned unavailable hours	0	17.90	12.00	7.80	8.70	5.27	10.40
Unplanned unavailable hours	0	0	0	0	0	0	0
Fault exposure hours	0	0	0	0	0	0	0
Effective Reset hours	0	0	0	0	0	0	0
Required hours	1615.70	2184.00	2183.00	2208.00	2209.00	1499.20	2100.90
Train 4							
Planned unavailable hours	0	0	11.80	12.08	42.40	33.27	0
Unplanned unavailable hours	0	0	0	0	0	0	0
Fault exposure hours	0	0	0	0	0	0	0
Effective Reset hours	0	0	0	0	0	0	0
Required hours	1615.70	2184.00	2183.00	2208.00	2209.00	1499.20	2100.90
Indicator value	0.5%	0.5%	0.4%	0.4%	0.5%	0.5%	0.5%

Licensee Comments: none

Safety System Unavailability, Residual Heat Removal System



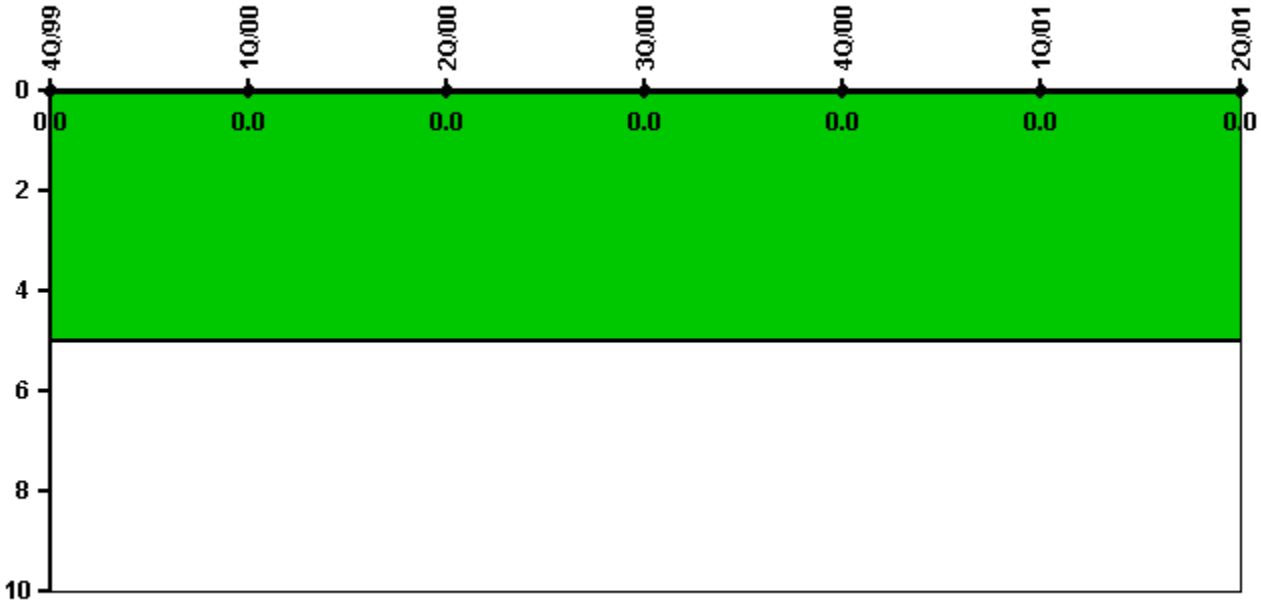
Thresholds: White > 1.5% Yellow > 5.0% Red > 10.0%

Notes

Safety System Unavailability, Residual Heat Removal System	4Q/99	1Q/00	2Q/00	3Q/00	4Q/00	1Q/01	2Q/01
Train 1							
Planned unavailable hours	0	0	35.65	34.67	41.58	0.50	0
Unplanned unavailable hours	0	0	0	0	0	0	0
Fault exposure hours	0	0	0	0	0	0	0
Effective Reset hours	0	0	0	0	0	0	0
Required hours	2209.00	2184.00	2183.00	2208.00	2209.00	2124.30	2183.00
Train 2							
Planned unavailable hours	8.22	0	51.00	0	54.50	21.67	0
Unplanned unavailable hours	0	0	0	0	0	0	0
Fault exposure hours	0	0	0	0	0	0	0
Effective Reset hours	0	0	0	0	0	0	0
Required hours	2209.00	2184.00	2183.00	2208.00	2209.00	2124.30	2183.00
Train 3							
Planned unavailable hours	0	182.00	0	0	18.50	13.50	0
Unplanned unavailable hours	0	0	0	0	0	0	0
Fault exposure hours	0	0	0	0	0	0	0
Effective Reset hours	0	0	0	0	0	0	0
Required hours	2209.00	2184.00	2183.00	2208.00	2209.00	2124.30	2183.00
Indicator value	1.0%	1.1%	1.2%	1.2%	1.3%	1.2%	1.1%

Licensee Comments: none

Safety System Functional Failures (PWR)



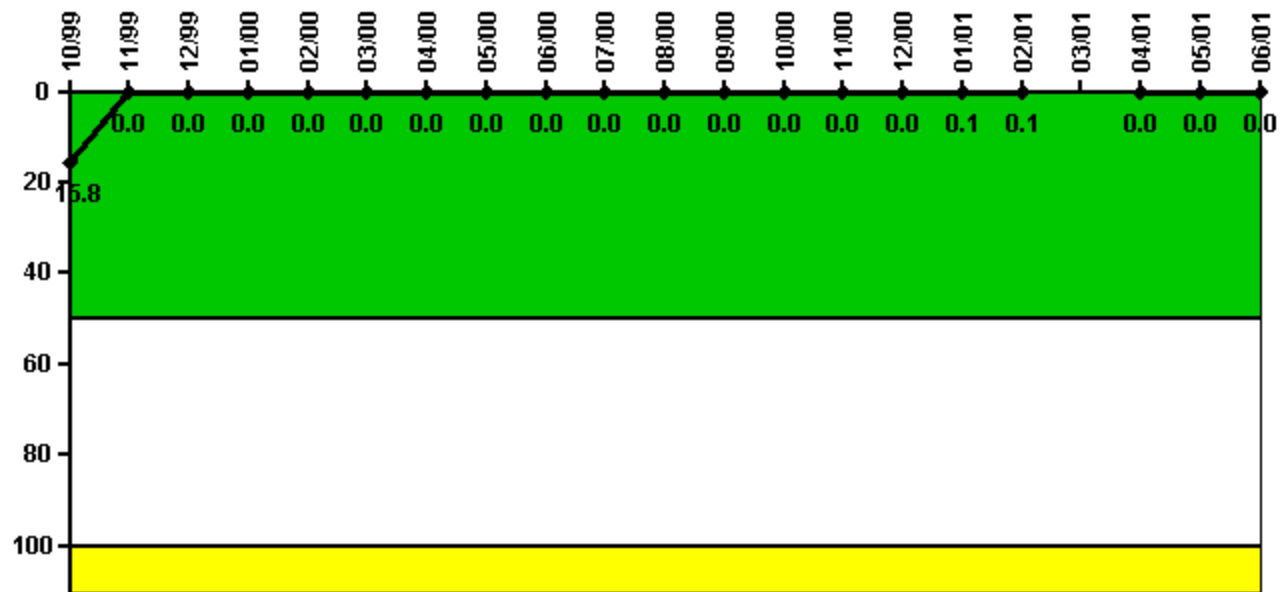
Thresholds: White > 5.0

Notes

Safety System Functional Failures (PWR)	4Q/99	1Q/00	2Q/00	3Q/00	4Q/00	1Q/01	2Q/01
Safety System Functional Failures	0	0	0	0	0	0	0
Indicator value	0	0	0	0	0	0	0

Licensee Comments: none

Reactor Coolant System Activity



Thresholds: White > 50.0 Yellow > 100.0


Notes

Reactor Coolant System Activity	10/99	11/99	12/99	1/00	2/00	3/00	4/00	5/00	6/00	7/00	8/00	9/00
Maximum activity	0.158000	0.000113	0.000130	0.000135	0.000124	0.000120	0.000123	0.000133	0.000147	0.000405	0.000425	0.000458
Technical specification limit	1.0	1.0	1.0	1.0	1.0	1.0	1.0	1.0	1.0	1.0	1.0	1.0
Indicator value	15.8	0	0	0	0	0	0	0	0	0	0	0

Reactor Coolant System Activity	10/00	11/00	12/00	1/01	2/01	3/01	4/01	5/01	6/01
Maximum activity	0.000485	0.000435	0.000466	0.000648	0.000639	N/A	0.000067	0.000078	0.000081
Technical specification limit	1.0	1.0	1.0	1.0	1.0	1.0	1.0	1.0	1.0
Indicator value	0	0	0	0.1	0.1	N/A	0	0	0

Licensee Comments: none

Reactor Coolant System Leakage



Thresholds: White > 50.0 Yellow > 100.0

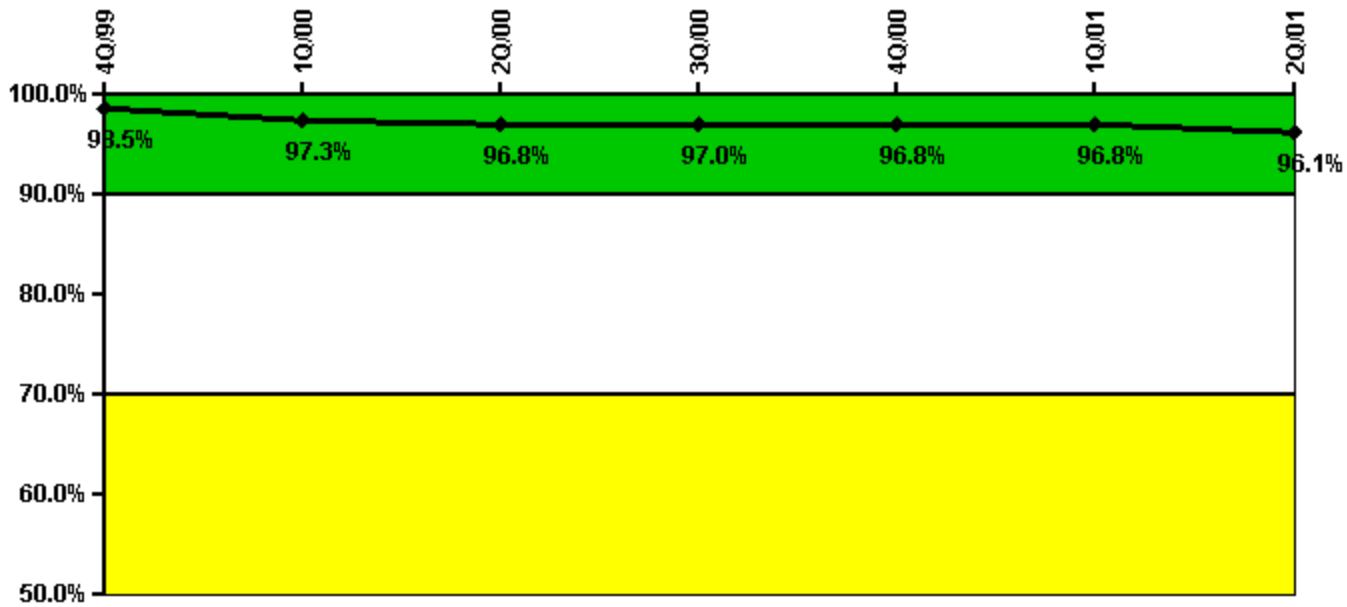
Notes

Reactor Coolant System Leakage	10/99	11/99	12/99	1/00	2/00	3/00	4/00	5/00	6/00	7/00	8/00	9/00
Maximum leakage	0.100	0.100	0.100	0.070	0.100	0.070	0.075	0.150	0.115	0.098	0.107	0.103
Technical specification limit	10.0	10.0	10.0	10.0	10.0	10.0	10.0	10.0	10.0	10.0	10.0	10.0
Indicator value	1.0	1.0	1.0	0.7	1.0	0.7	0.8	1.5	1.2	1.0	1.1	1.0

Reactor Coolant System Leakage	10/00	11/00	12/00	1/01	2/01	3/01	4/01	5/01	6/01
Maximum leakage	0.115	0.160	0.220	0.524	0.320	0.345	0.318	0.273	0.270
Technical specification limit	10.0	10.0	10.0	10.0	10.0	10.0	10.0	10.0	10.0
Indicator value	1.2	1.6	2.2	5.2	3.2	3.5	3.2	2.7	2.7

Licensee Comments: none

Drill/Exercise Performance



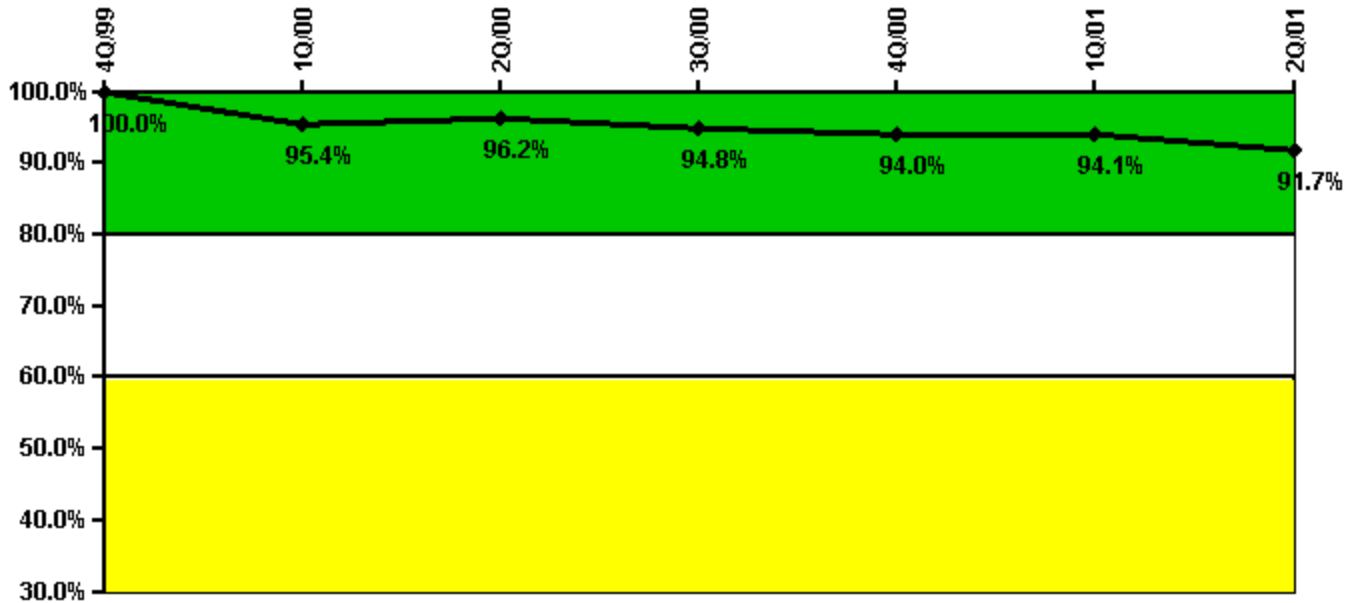
Thresholds: White < 90.0% Yellow < 70.0%

Notes

Drill/Exercise Performance	4Q/99	1Q/00	2Q/00	3Q/00	4Q/00	1Q/01	2Q/01
Successful opportunities	8.0	253.0	7.0	25.0	9.0	0	94.0
Total opportunities	8.0	261.0	8.0	26.0	10.0	0	100.0
Indicator value	98.5%	97.3%	96.8%	97.0%	96.8%	96.8%	96.1%

Licensee Comments: none

ERO Drill Participation



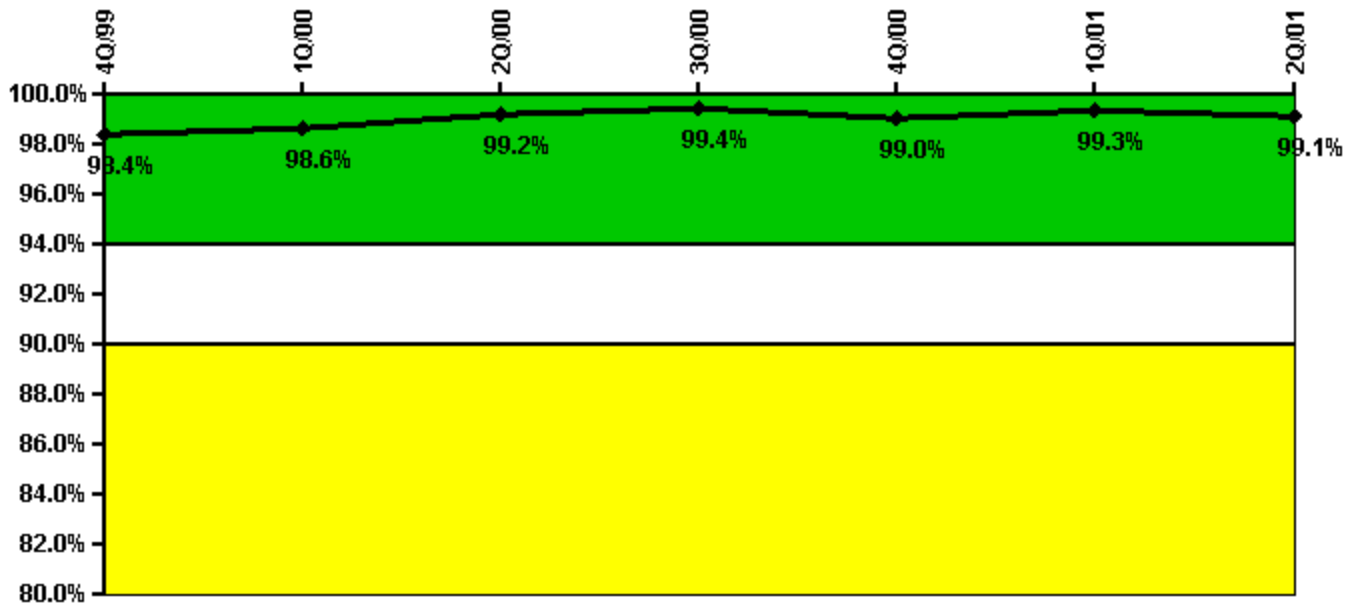
Thresholds: White < 80.0% Yellow < 60.0%

Notes

ERO Drill Participation	4Q/99	1Q/00	2Q/00	3Q/00	4Q/00	1Q/01	2Q/01
Participating Key personnel	47.0	125.0	126.0	110.0	109.0	96.0	111.0
Total Key personnel	47.0	131.0	131.0	116.0	116.0	102.0	121.0
Indicator value	100.0%	95.4%	96.2%	94.8%	94.0%	94.1%	91.7%

Licensee Comments: none

Alert & Notification System



Thresholds: White < 94.0% Yellow < 90.0%

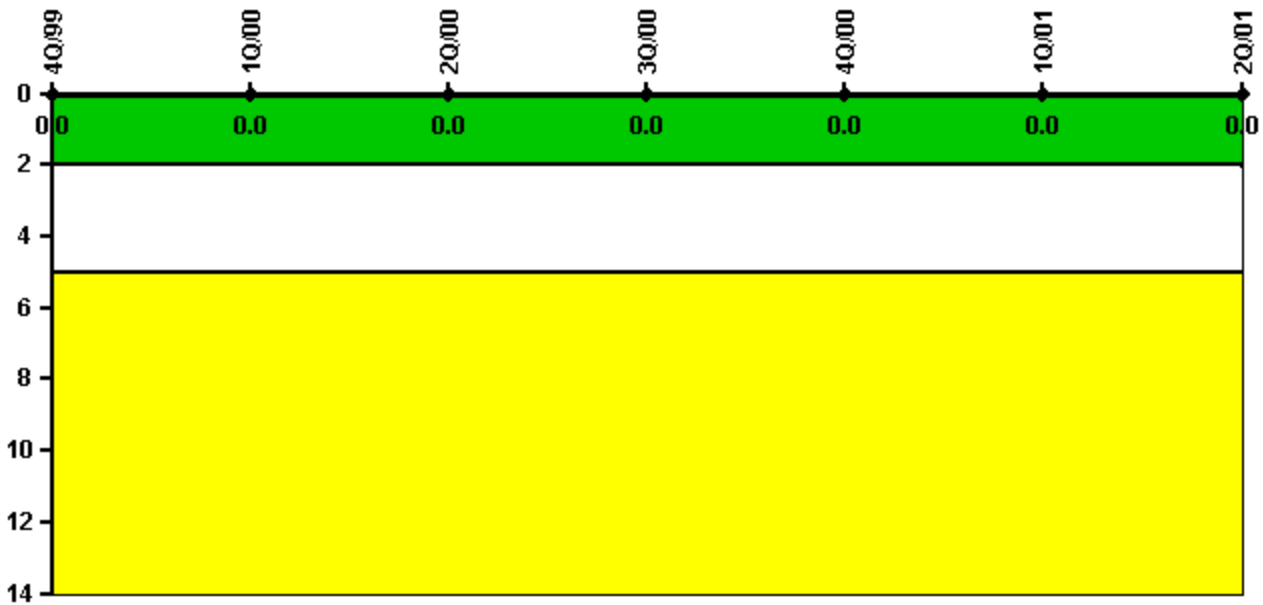
Notes

Alert & Notification System	4Q/99	1Q/00	2Q/00	3Q/00	4Q/00	1Q/01	2Q/01
Successful siren-tests	215	183	217	186	212	189	223
Total sirens-tests	217	186	217	186	217	190	224
Indicator value	98.4%	98.6%	99.2%	99.4%	99.0%	99.3%	99.1%

Licensee Comments:

4Q/00: Revised U2 data to reflect data changed previously in U1

Occupational Exposure Control Effectiveness



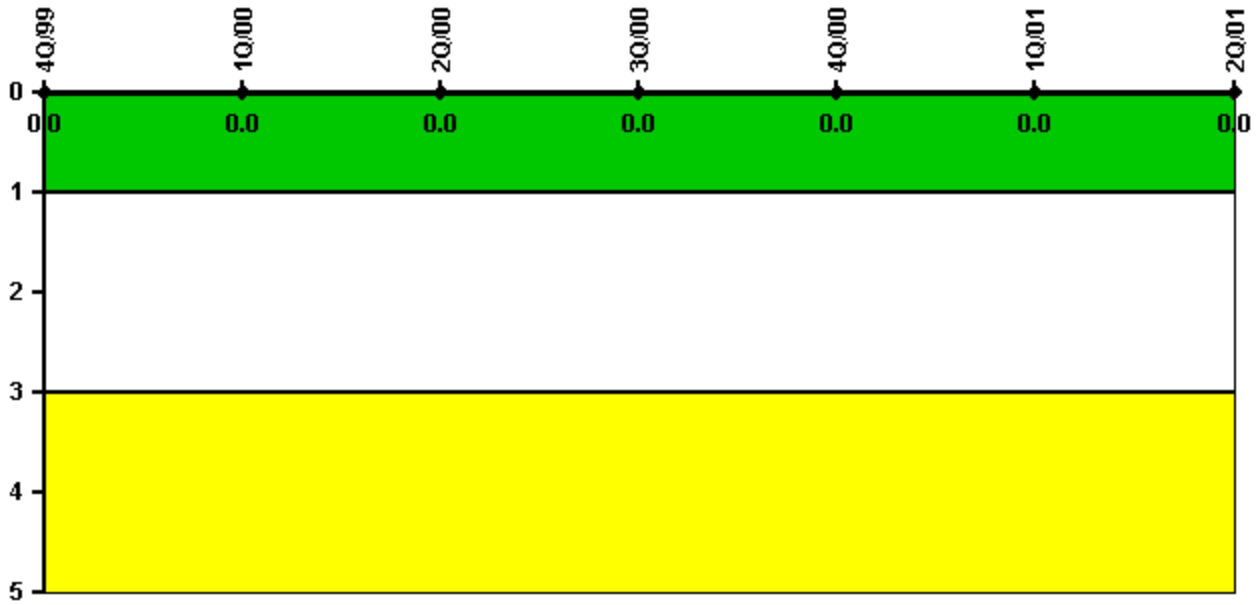
Thresholds: White > 2.0 Yellow > 5.0

Notes

Occupational Exposure Control Effectiveness	4Q/99	1Q/00	2Q/00	3Q/00	4Q/00	1Q/01	2Q/01
High radiation area occurrences	0	0	0	0	0	0	0
Very high radiation area occurrences	0	0	0	0	0	0	0
Unintended exposure occurrences	0	0	0	0	0	0	0
Indicator value	0	0	0	0	0	0	0

Licensee Comments: none

RETS/ODCM Radiological Effluent



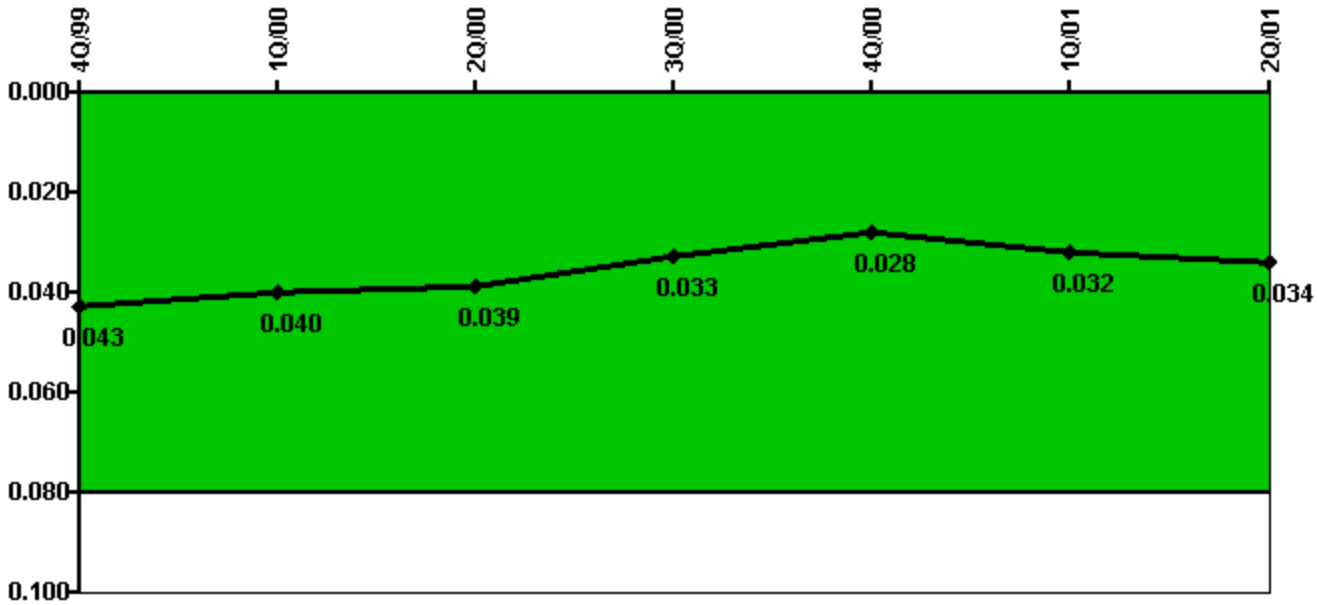
Thresholds: White > 1.0 Yellow > 3.0

Notes

RETS/ODCM Radiological Effluent	4Q/99	1Q/00	2Q/00	3Q/00	4Q/00	1Q/01	2Q/01
RETS/ODCM occurrences	0	0	0	0	0	0	0
Indicator value	0	0	0	0	0	0	0

Licensee Comments: none

Protected Area Security Performance Index



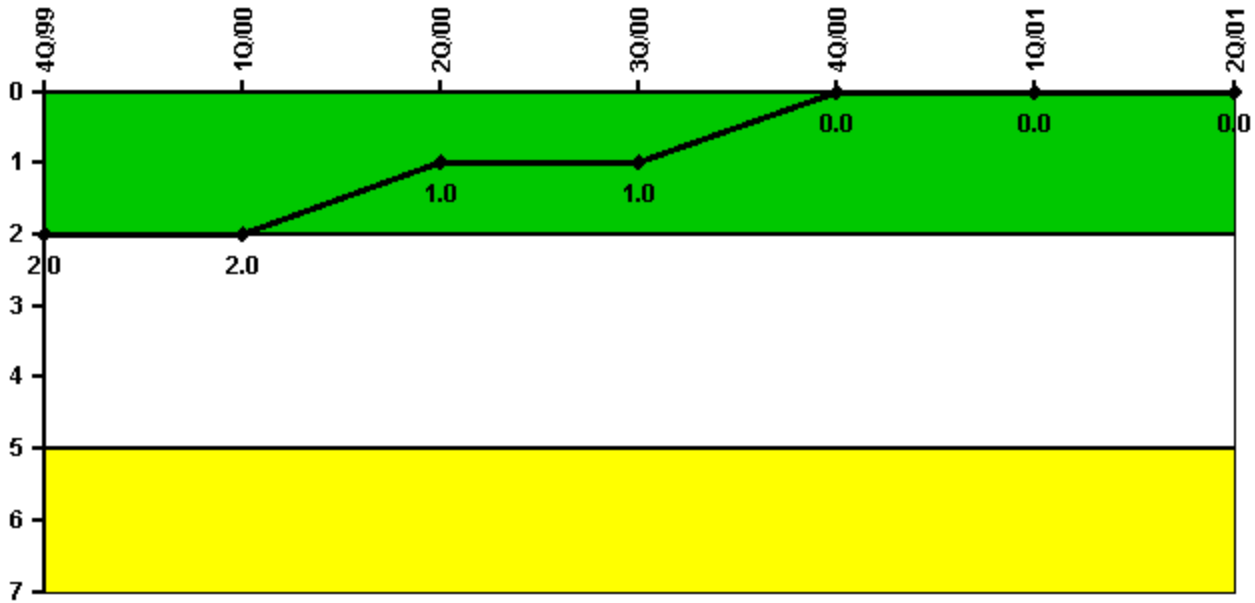
Thresholds: White > 0.080

Notes

Protected Area Security Performance Index	4Q/99	1Q/00	2Q/00	3Q/00	4Q/00	1Q/01	2Q/01
IDS compensatory hours	347.10	352.60	46.90	200.70	282.90	251.50	106.10
CCTV compensatory hours	147.2	17.1	21.7	3.6	69.4	163.5	41.4
IDS normalization factor	2.20	2.20	2.20	2.20	2.20	2.20	2.20
CCTV normalization factor	1.3	1.3	1.3	1.3	1.3	1.3	1.3
Index Value	0.043	0.040	0.039	0.033	0.028	0.032	0.034

Licensee Comments: none

Personnel Screening Program



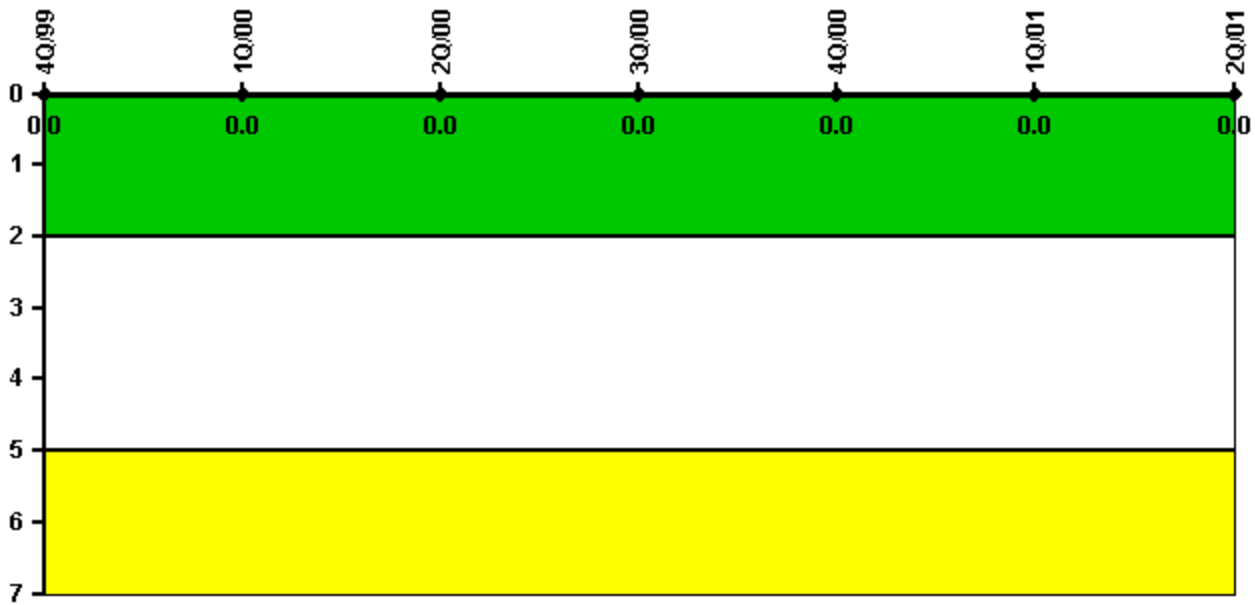
Thresholds: White > 2.0 Yellow > 5.0

Notes

Personnel Screening Program	4Q/99	1Q/00	2Q/00	3Q/00	4Q/00	1Q/01	2Q/01
Program failures	1	0	0	0	0	0	0
Indicator value	2	2	1	1	0	0	0

Licensee Comments: none

FFD/Personnel Reliability



Thresholds: White > 2.0 Yellow > 5.0

Notes

FFD/Personnel Reliability	4Q/99	1Q/00	2Q/00	3Q/00	4Q/00	1Q/01	2Q/01
Program Failures	0	0	0	0	0	0	0
Indicator value	0	0	0	0	0	0	0

Licensee Comments: none

▲ [PI Summary](#) | [Inspection Findings Summary](#) | [Action Matrix Summary](#) | [Reactor Oversight Process](#)

Last Modified: March 27, 2002