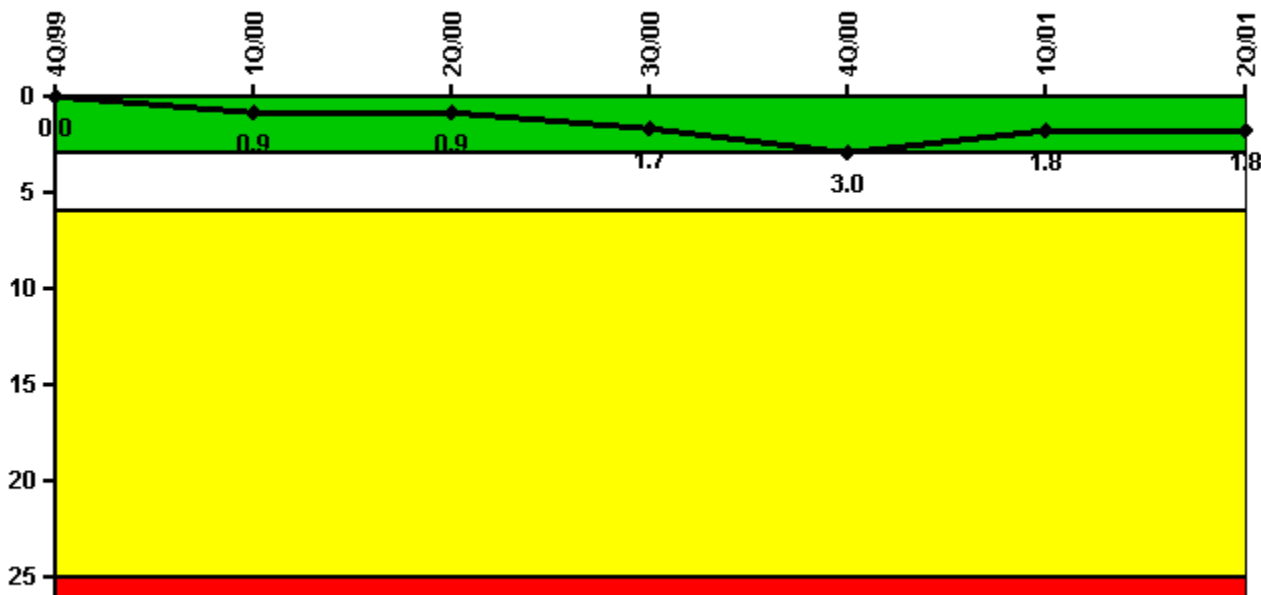


### Sequoyah 1

#### 2Q/2001 Performance Indicators

Licensee's General Comments: none

#### Unplanned Scrams per 7000 Critical Hrs



Thresholds: White > 3.0 Yellow > 6.0 Red > 25.0

#### Notes

Unplanned Scrams per 7000 Critical Hrs	4Q/99	1Q/00	2Q/00	3Q/00	4Q/00	1Q/01	2Q/01
Unplanned scrams	0	1.0	0	1.0	1.0	0	0
Critical hours	2209.0	1600.7	2183.0	2074.6	1198.1	2160.0	2183.0
<b>Indicator value</b>	<b>0</b>	<b>0.9</b>	<b>0.9</b>	<b>1.7</b>	<b>3.0</b>	<b>1.8</b>	<b>1.8</b>

Licensee Comments: none

### Scrams with Loss of Normal Heat Removal



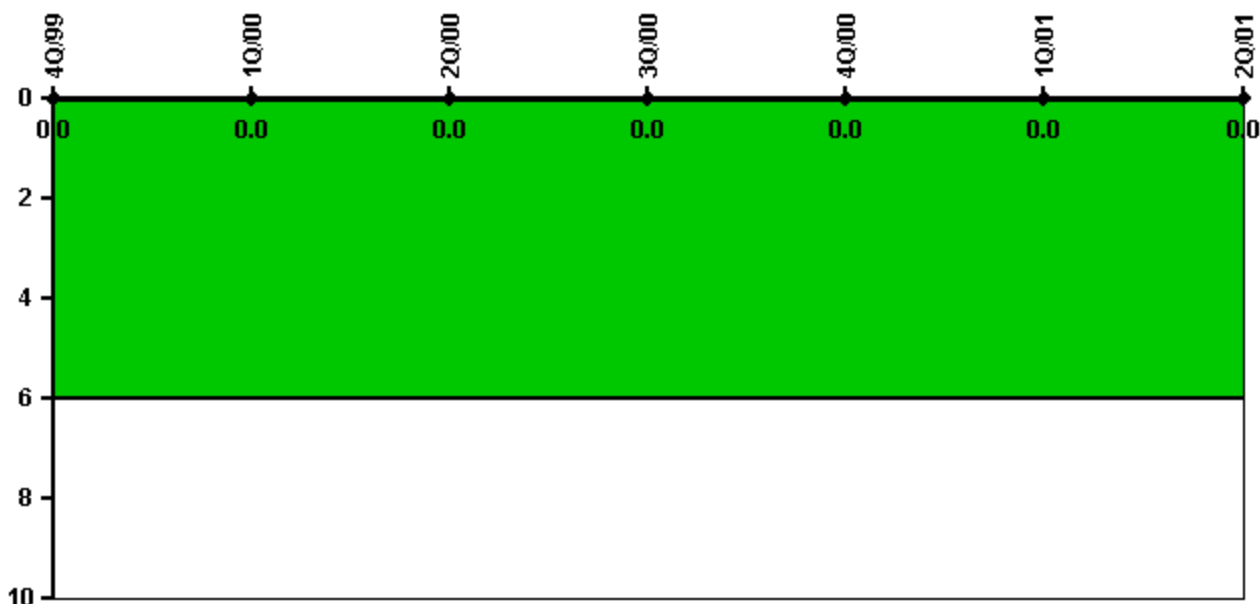
Thresholds: White > 2.0 Yellow > 10.0 Red > 20.0

#### Notes

Scrams with Loss of Normal Heat Removal	4Q/99	1Q/00	2Q/00	3Q/00	4Q/00	1Q/01	2Q/01
Scrams	0	0	0	0	0	0	0
Indicator value	1.0	1.0	1.0	1.0	1.0	1.0	1.0

Licensee Comments: none

### Unplanned Power Changes per 7000 Critical Hrs



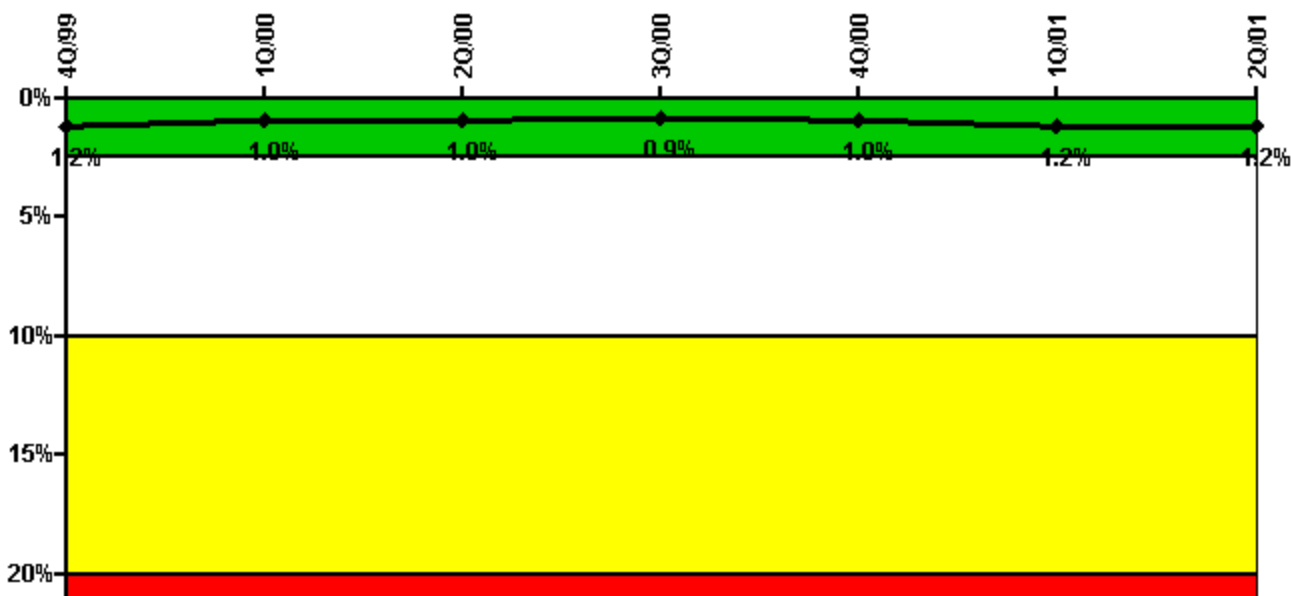
Thresholds: White > 6.0

#### Notes

Unplanned Power Changes per 7000 Critical Hrs	4Q/99	1Q/00	2Q/00	3Q/00	4Q/00	1Q/01	2Q/01
Unplanned power changes	0	0	0	0	0	0	0
Critical hours	2209.0	1600.7	2183.0	2074.6	1198.1	2160.0	2183.0
Indicator value	0	0	0	0	0	0	0

Licensee Comments: none

### Safety System Unavailability, Emergency AC Power, >2EDG



Thresholds: White > 2.5% Yellow > 10.0% Red > 20.0%

#### Notes

Safety System Unavailability, Emergency AC Power, >2EDG	4Q/99	1Q/00	2Q/00	3Q/00	4Q/00	1Q/01	2Q/01
<b>Train 1</b>							
Planned unavailable hours	0.50	39.95	1.65	9.47	17.92	87.97	4.50
Unplanned unavailable hours	0	0	0	0	3.77	0	0
Fault exposure hours	0	0	0	0	0	0	0
Effective Reset hours	0	0	0	0	0	0	0
Required hours	2209.00	2184.00	2183.00	2208.00	2209.00	2160.00	2183.00
<b>Train 2</b>							
Planned unavailable hours	1.60	2.73	134.92	2.20	6.15	57.22	3.62
Unplanned unavailable hours	0	0	0	0	14.53	0	0
Fault exposure hours	0	0	0	0	0	0	0
Effective Reset hours	0	0	0	0	0	0	0
Required hours	2209.00	2184.00	2183.00	2208.00	2209.00	2160.00	2183.00
<b>Train 3</b>							
Planned unavailable hours	0	38.47	1.90	2.78	13.10	131.72	4.13
Unplanned unavailable hours	4.90	0	0	0	24.53	0	0
Fault exposure hours	0	0	0	0	0	0	0
Effective Reset hours	0	0	0	0	0	0	0
Required hours	2209.00	2184.00	2183.00	2208.00	2209.00	2160.00	2183.00
<b>Train 4</b>							
Planned unavailable hours	2.72	2.17	5.43	4.52	10.50	157.67	8.33
Unplanned unavailable hours	0	0	0	0	0	0	0
Fault exposure hours	0	0	0	0	0	0	0
Effective Reset hours	0	0	0	0	0	0	0
Required hours	2209.00	2184.00	2183.00	2208.00	2209.00	2160.00	2183.00
<b>Indicator value</b>	<b>1.2%</b>	<b>1.0%</b>	<b>1.0%</b>	<b>0.9%</b>	<b>1.0%</b>	<b>1.2%</b>	<b>1.2%</b>

Licensee Comments:

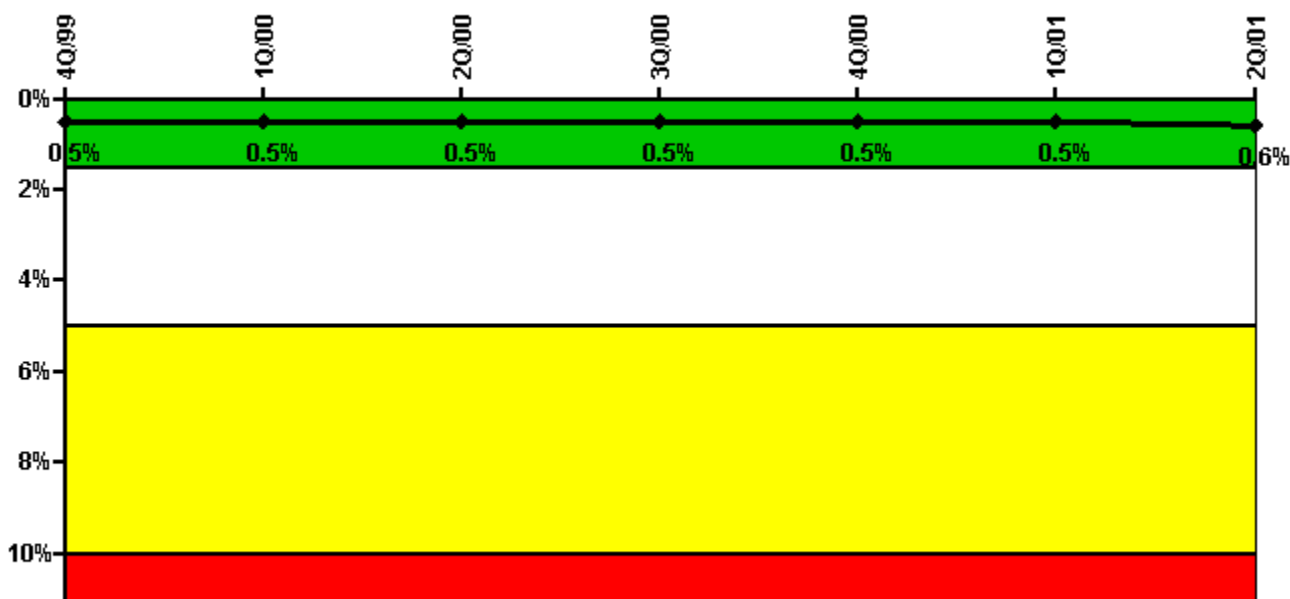
1Q/01: 1)Two and 4 year maintenance outages 2)JAN01 Train 1 hrs and FEB01 Train 3 and Train 4 hrs were revised from unplanned to planned based on review for PER 01-2932-000

4Q/00: All unplanned hrs for DEC00 were changed to planned hrs based review for PER 01-2932-000

2Q/00: APR00 Train 2 unplanned hrs were revised to planned hrs based on review for PER 01-2932-000

4Q/99: NOV99 Train 4 hrs were changed from unplanned to planned based on review performed for PER 01-2932-000

### Safety System Unavailability, High Pressure Injection System (HPSI)



Thresholds: White > 1.5% Yellow > 5.0% Red > 10.0%

### Notes

Safety System Unavailability, High Pressure Injection System (HPSI)	4Q/99	1Q/00	2Q/00	3Q/00	4Q/00	1Q/01	2Q/01
<b>Train 1</b>							
Planned unavailable hours	6.20	13.50	10.30	3.60	0.10	9.50	3.80
Unplanned unavailable hours	0	0	0	0	0	0	0
Fault exposure hours	0	0	0	0	0	0	0
Effective Reset hours	0	0	0	0	0	0	0
Required hours	2209.00	1805.00	2183.00	2118.10	1415.90	2160.00	2183.00
<b>Train 2</b>							
Planned unavailable hours	0.80	3.10	14.00	2.90	17.90	3.80	2.60
Unplanned unavailable hours	0	0	0	0	0	0	0
Fault exposure hours	0	0	0	0	0	0	0
Effective Reset hours	0	0	0	0	0	0	0
Required hours	2209.00	1805.00	2183.00	2118.10	1415.90	2160.00	2183.00
<b>Train 3</b>							
Planned unavailable hours	5.70	3.40	5.40	4.70	2.00	4.50	13.10

Unplanned unavailable hours	0	0	0	0	0	0	0
Fault exposure hours	0	0	0	0	0	0	0
Effective Reset hours	0	0	0	0	0	0	0
Required hours	2209.00	1676.40	2183.00	2084.40	1322.90	2160.00	2183.00
<b>Train 4</b>							
Planned unavailable hours	6.20	2.00	8.20	3.30	2.30	8.80	3.60
Unplanned unavailable hours	0	0	0	0	0	0	0
Fault exposure hours	0	0	0	0	0	0	0
Effective Reset hours	0	0	0	0	0	0	0
Required hours	2209.00	1676.40	2183.00	2084.40	1322.90	2160.00	2183.00
<b>Indicator value</b>	<b>0.5%</b>	<b>0.5%</b>	<b>0.5%</b>	<b>0.5%</b>	<b>0.5%</b>	<b>0.5%</b>	<b>0.6%</b>

Licensee Comments:

2Q/01: Revised 2Q, 3Q, and 4Q 2000 and 1Q 2001 data to include planned unavailability resulting from testing and support system unavailability. Color unaffected.

2Q/01: 1)Revised 2Q, 3Q, and 4Q 2000 and 1Q 2001 data to include planned unavailability resulting from testing and support system unavailability. Color unaffected. 2)Revised hours on APR01 train 1 and train 3, MAY01 train 2 and train 4, and JUN01 train 1 and train 3 to add SSPS unavailability which was required by FAQ #290.

1Q/01: 1)Testing and support system unavailability hours added with 2Q/01 report. Color unaffected. 2)Unavailability on all 4 trains for JAN01, FEB01 train 1 and train 3, and MAR01 train 2 and train 4 were revised to add SSPS unavailability which was required by FAQ #290.

4Q/00: 1)Testing and support system unavailability hours added with 2Q/01 report. Color unaffected. 2)DEC00 train 2 and train 4 hours were revised to add SSPS unavailability which was required by FAQ #290.

4Q/00: Testing and support system unavailability hours added with 2Q/01 report. Color unaffected.

3Q/00: Testing and support system unavailability hours added with 2Q/01 report. Color unaffected.

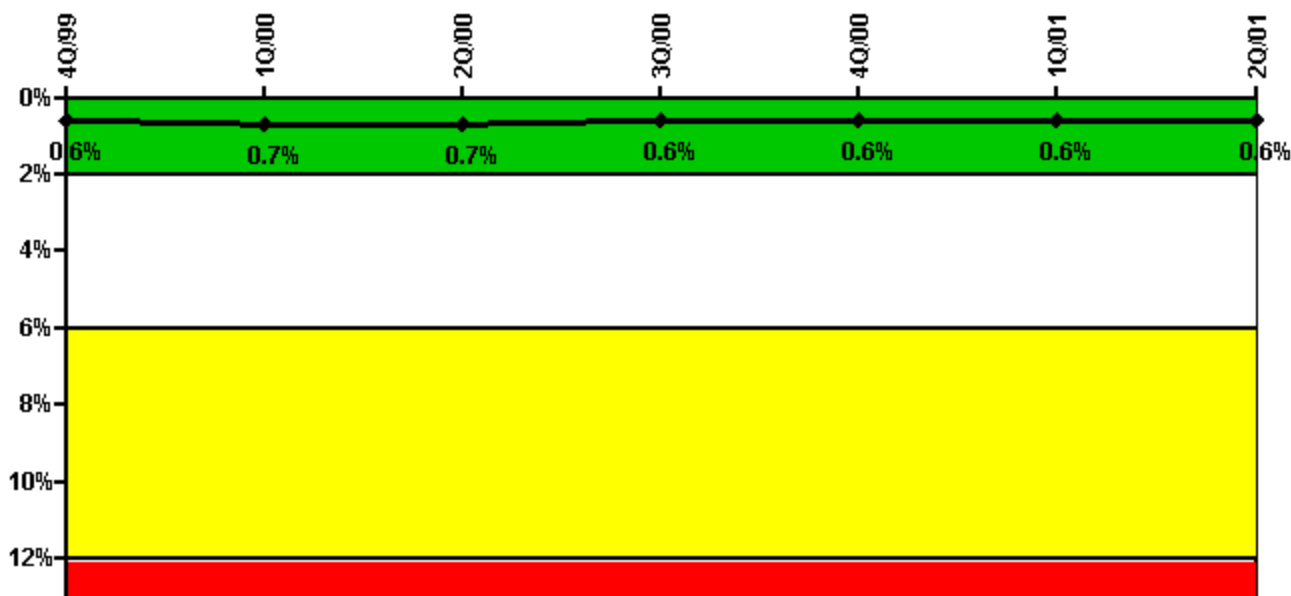
3Q/00: 1)Testing and support system unavailability hours added with 2Q/01 report. Color unaffected. 2)JUL00 train 1 and train 3, AUG00 train 2 and train 4, and SEP00 train 1 and train 3 hours were revised to add SSPS unavailability which was required by FAQ #290.

2Q/00: 1)Testing hours added with 2Q/01 report. Color unaffected. 2)APR00 train 2 and 4, MAY00 train 1 and 3, and JUN00 train 2 and 4 hours were revised to add SSPS unavailability which was required by FAQ #290.

2Q/00: Testing hours added with 2Q/01 report. Color unaffected.

1Q/00: FEB00 train 1 and train 3 hours were revised to add SSPS unavailability which was required by FAQ #290

### Safety System Unavailability, Heat Removal System (AFW)



Thresholds: White > 2.0% Yellow > 6.0% Red > 12.0%

#### Notes

Safety System Unavailability, Heat Removal System (AFW)	4Q/99	1Q/00	2Q/00	3Q/00	4Q/00	1Q/01	2Q/01
<b>Train 1</b>							
Planned unavailable hours	7.80	9.20	12.75	2.92	0	3.32	56.02
Unplanned unavailable hours	0	0	1.02	0	0	0	0
Fault exposure hours	0	0	0	0	0	0	0
Effective Reset hours	0	0	0	0	0	0	0
Required hours	2209.00	1661.17	2183.00	2084.40	1322.90	2160.00	2183.00
<b>Train 2</b>							
Planned unavailable hours	6.00	3.15	19.97	2.29	2.10	6.67	12.79
Unplanned unavailable hours	0	0	0	0	0	0	0
Fault exposure hours	0	0	0	0	0	0	0
Effective Reset hours	0	0	0	0	0	0	0
Required hours	2209.00	1670.70	2183.00	2118.10	1362.10	2160.00	2183.00
<b>Train 3</b>							
Planned unavailable hours	20.50	31.60	8.60	2.32	1.00	7.65	4.44
Unplanned unavailable hours	0	0	0	0	0	0	0
Fault exposure hours	0	0	0	0	0	0	0
Effective Reset hours	0	0	0	0	0	0	0
Required hours	2209.00	1619.90	2183.00	2084.40	1274.90	2160.00	2183.00
<b>Indicator value</b>	<b>0.6%</b>	<b>0.7%</b>	<b>0.7%</b>	<b>0.6%</b>	<b>0.6%</b>	<b>0.6%</b>	<b>0.6%</b>

#### Licensee Comments:

2Q/01: 1)May00, Jul00 and Sep00 unavailability was revised to include testing unavailability. 2)Hours for APR01 train 1, MAY01 train 2 and JUN01 train 1 were revised to add SSPS unavailability which was required by FAQ #290.

2Q/01: May00, Jul00 and Sep00 unavailability was revised to include testing unavailability.

1Q/01: Hours were revised for JAN01 train 1 and train 2, FEB01 train 1, and MAR01 train 2 to add SSPS unavailability which was required by

FAQ #290.

4Q/00: DEC00 hours were revised to add SSPS unavailability which was required by FAQ #290.

3Q/00: 1)July00 Train 1 changed to include testing unavailability. 2)Hours for JUL00 train 1, AUG00 train 2 and SEP00 train 1 were revised to add SSPS unavailability which was required by FAQ #290.

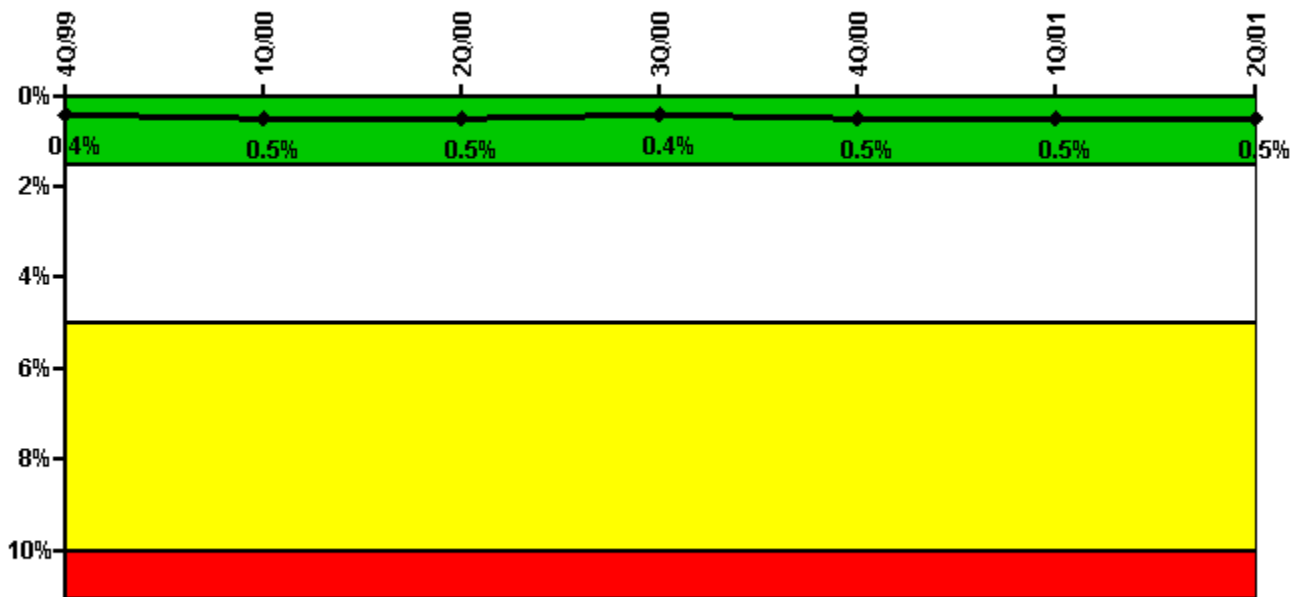
3Q/00: July00 Train 1 changed to include testing unavailability.

2Q/00: May00 Train 1 revised to include testing unavailability.

2Q/00: 1)May00 Train 1 revised to include testing unavailability. 2)Hours for APR00 train 2, MAY00 train 1 and JUN00 train 2 were revised to add SSPS unavailability which was required by FAQ #290.

1Q/00: 1)The amount of unavailability time initially submitted (26.25 hours) for train 3 {the Sequoyah 1-S train (terry turbine)} of auxiliary feedwater for March, 2000 was overly conservative. Additionally, the number of hours this train was required was also incorrect (originally reported as 368.2 hours). During the plant startup after refueling (U1C10), entry into mode 3 was made with an information LCO documented on AFW (3.7.1.2.a). When steam pressure is greater than or equal to 842 psig, the plant has 24 hours to make the TDAFW pump operable after testing. The information LCO is used to ensure testing is done within this time period. If the TDAFW pump is not operable after the 24 hours, then the pump is unavailable. Reference O-GO-1. Train 1 and 2 (Sequoyah trains 1A and 1B) number of hours required were also updated to reflect the true number of hours required versus tech spec requirements. This data revision was submitted by Quinn Leonard and reviewed by David Branham. Reference PER 00-005938-000. 2)Train 1 for Mar00 was revised to add SSPS unavailability which was required by FAQ #290.

### Safety System Unavailability, Residual Heat Removal System



Thresholds: White > 1.5% Yellow > 5.0% Red > 10.0%

### Notes

Safety System Unavailability, Residual Heat Removal System	4Q/99	1Q/00	2Q/00	3Q/00	4Q/00	1Q/01	2Q/01
<b>Train 1</b>							
Planned unavailable hours	1.80	15.40	2.10	3.00	13.00	10.20	11.70
Unplanned unavailable hours	0	0	0	2.10	0	0	0



Fault exposure hours	0	0	0	0	0	0	0
Effective Reset hours	0	0	0	0	0	0	0
Required hours	2209.00	2094.80	2183.00	2208.00	2208.00	2160.00	2183.00
<b>Train 2</b>							
Planned unavailable hours	2.50	16.00	9.40	1.70	7.10	9.40	2.50
Unplanned unavailable hours	0	0	0	2.10	0	0	0
Fault exposure hours	0	0	0	0	0	0	0
Effective Reset hours	0	0	0	0	0	0	0
Required hours	2209.00	2094.80	2183.00	2208.00	2208.00	2160.00	2183.00
<b>Indicator value</b>	<b>0.4%</b>	<b>0.5%</b>	<b>0.5%</b>	<b>0.4%</b>	<b>0.5%</b>	<b>0.5%</b>	<b>0.5%</b>

Licensee Comments:

2Q/01: Revised 2Q, 3Q, and 4Q 2000 and 1Q 2001 data to include planned unavailability resulting from testing and support system unavailability. Color unaffected.

2Q/01: 1)Revised 2Q, 3Q, and 4Q 2000 and 1Q 2001 data to include planned unavailability resulting from testing and support system unavailability. Color unaffected. 2)APR01 train 1, MAY01 train 2 and JUN01 train 1 hours were revised to add SSPS unavailability which was required by FAQ #290.

1Q/01: 1)Testing and support system unavailability hours added with 2Q/01 report. Color unaffected. 2)JAN01 train 1 and train 2, FEB01 train 1 and MAR01 train 2 hours were revised to add SSPS unavailability which was required by FAQ #290.

4Q/00: 1)Testing and support system unavailability hours added with 2Q/01 report. Color unaffected. 2)DEC00 train 2 was revised to add SSPS unavailability which was required by FAQ #290.

4Q/00: Testing and support system unavailability hours added with 2Q/01 report. Color unaffected.

3Q/00: Testing and support system unavailability hours added with 2Q/01 report. Color unaffected.

3Q/00: 1)Testing and support system unavailability hours added with 2Q/01 report. Color unaffected. 2)JUL00 train 1, AUG00 train 2 and SEP00 train 1 unavailability was revised to add SSPS unavailability which was required by FAQ #290.

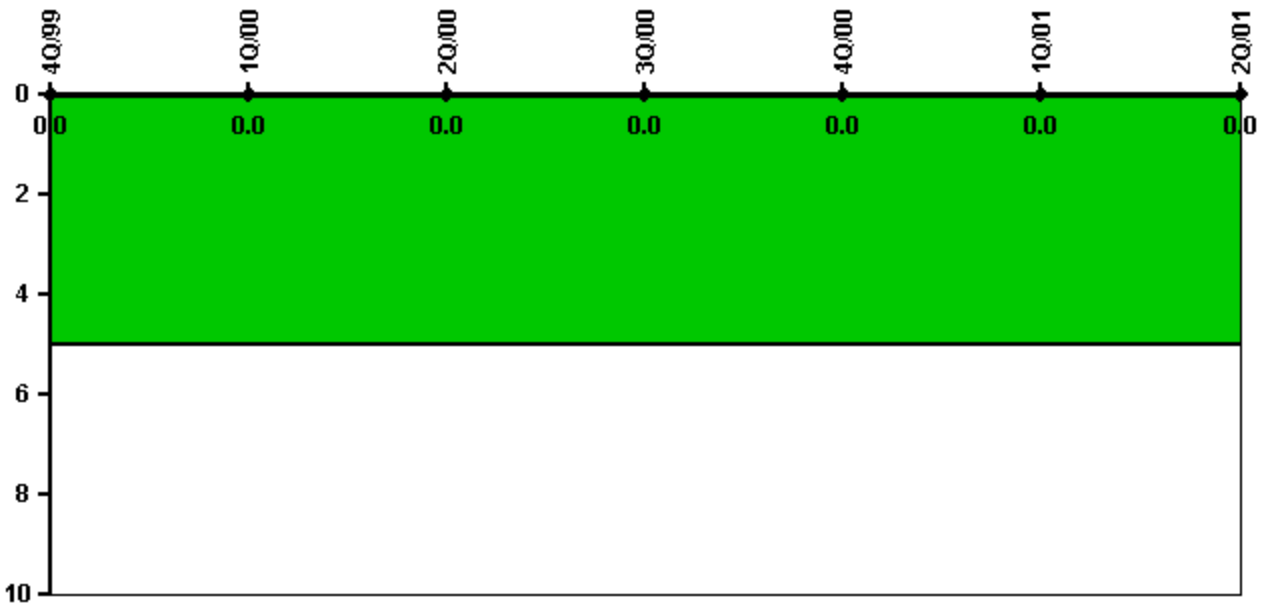
2Q/00: 1)Testing hours added with 2Q/01 report. Color unaffected. 2)APR00 train 2, MAY00 train 1 and JUN00 train 2 unavailability hrs were changed to add SSPS unavailability which was required by FAQ #290.

2Q/00: Testing hours added with 2Q/01 report. Color unaffected.

1Q/00: FEB00 train 1 data revised to add SSPS unavailability which was required by FAQ #290



### Safety System Functional Failures (PWR)




Thresholds: White > 5.0

#### Notes

Safety System Functional Failures (PWR)	4Q/99	1Q/00	2Q/00	3Q/00	4Q/00	1Q/01	2Q/01
Safety System Functional Failures	0	0	0	0	0	0	0
Indicator value	0	0	0	0	0	0	0

Licensee Comments: none

### Reactor Coolant System Activity



Thresholds: White > 50.0 Yellow > 100.0

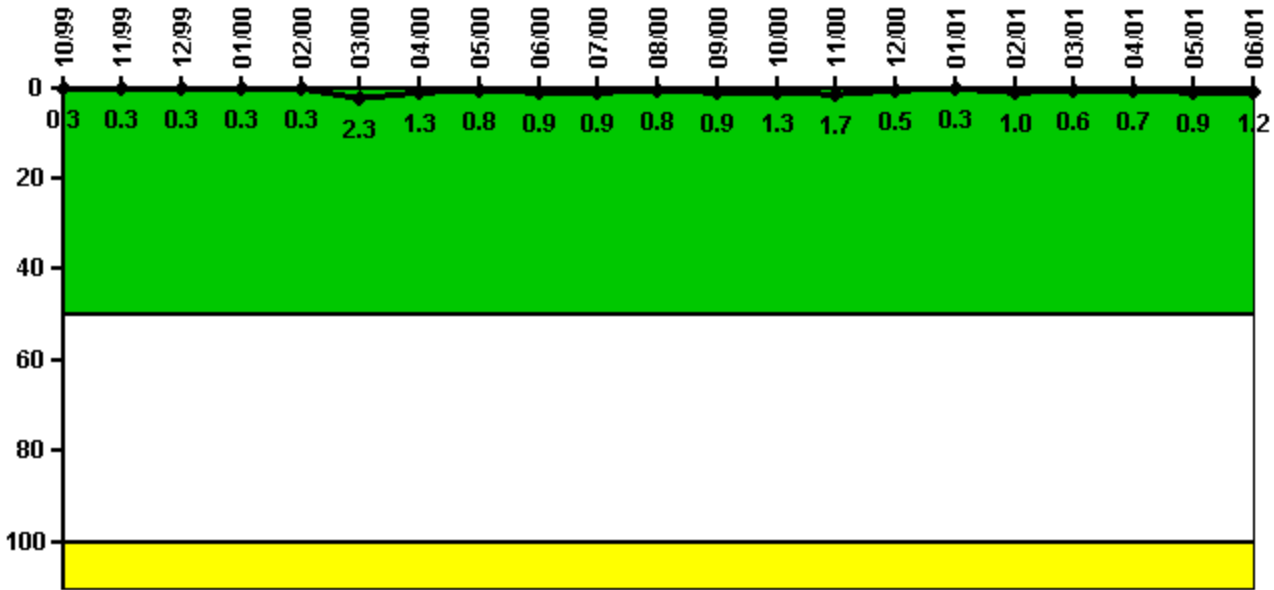
#### Notes

Reactor Coolant System Activity	10/99	11/99	12/99	1/00	2/00	3/00	4/00	5/00	6/00	7/00	8/00	9/00
Maximum activity	0.037600	0.037400	0.037200	0.074000	0.034700	N/A	0.009160	0.009230	0.009540	0.009860	0.010500	0.011100
Technical specification limit	0.4	0.4	0.4	0.4	0.4	0.4	0.4	0.4	0.4	0.4	0.4	0.4
Indicator value	10.7	10.7	10.6	21.1	9.9	N/A	2.6	2.6	2.7	2.8	3.0	3.2

Reactor Coolant System Activity	10/00	11/00	12/00	1/01	2/01	3/01	4/01	5/01	6/01
Maximum activity	N/A	0.011000	0.011200	0.011400	0.011400	0.011500	0.012400	0.012500	0.012900
Technical specification limit	0.3	0.3	0.3	0.3	0.3	0.3	0.3	0.3	0.3
Indicator value	N/A	4.4	4.5	4.6	4.6	4.6	5.0	5.0	5.2

Licensee Comments: none

### Reactor Coolant System Leakage



Thresholds: White > 50.0 Yellow > 100.0

#### Notes

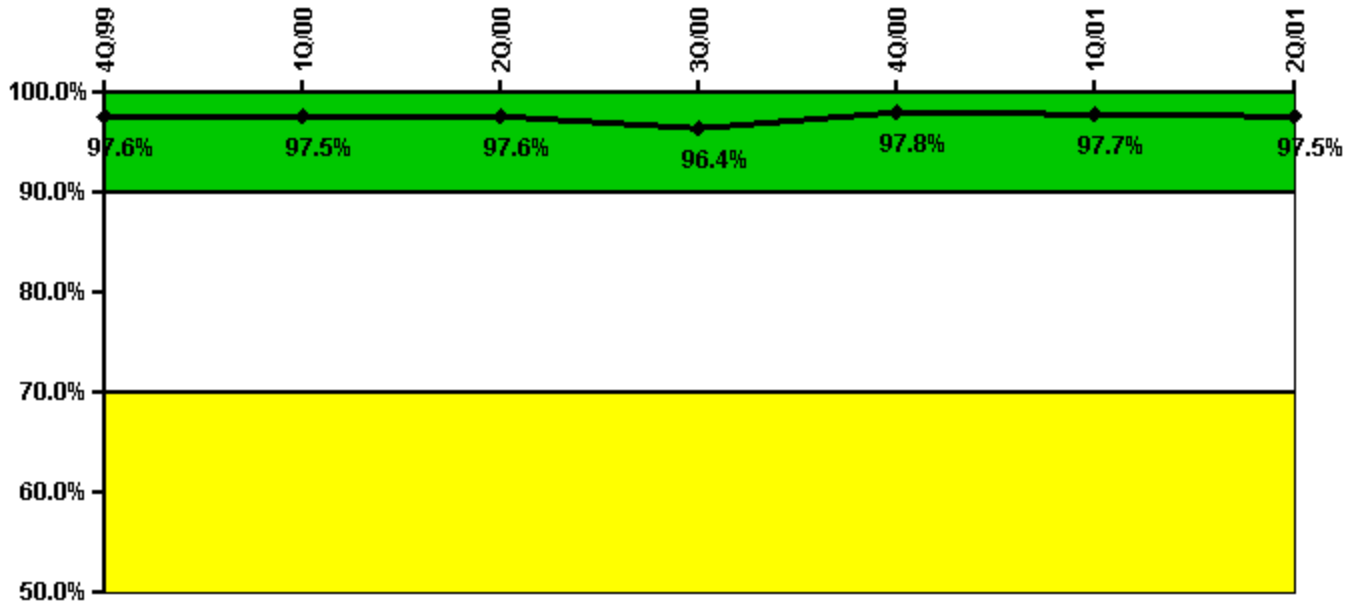
Reactor Coolant System Leakage	10/99	11/99	12/99	1/00	2/00	3/00	4/00	5/00	6/00	7/00	8/00	9/00
Maximum leakage	0.030	0.030	0.030	0.030	0.030	0.230	0.130	0.080	0.090	0.090	0.080	0.090
Technical specification limit	10.0	10.0	10.0	10.0	10.0	10.0	10.0	10.0	10.0	10.0	10.0	10.0
Indicator value	0.3	0.3	0.3	0.3	0.3	2.3	1.3	0.8	0.9	0.9	0.8	0.9

Reactor Coolant System Leakage	10/00	11/00	12/00	1/01	2/01	3/01	4/01	5/01	6/01
Maximum leakage	0.130	0.170	0.050	0.030	0.100	0.060	0.070	0.090	0.120
Technical specification limit	10.0	10.0	10.0	10.0	10.0	10.0	10.0	10.0	10.0
Indicator value	1.3	1.7	0.5	0.3	1.0	0.6	0.7	0.9	1.2

Licensee Comments: none

### Drill/Exercise Performance



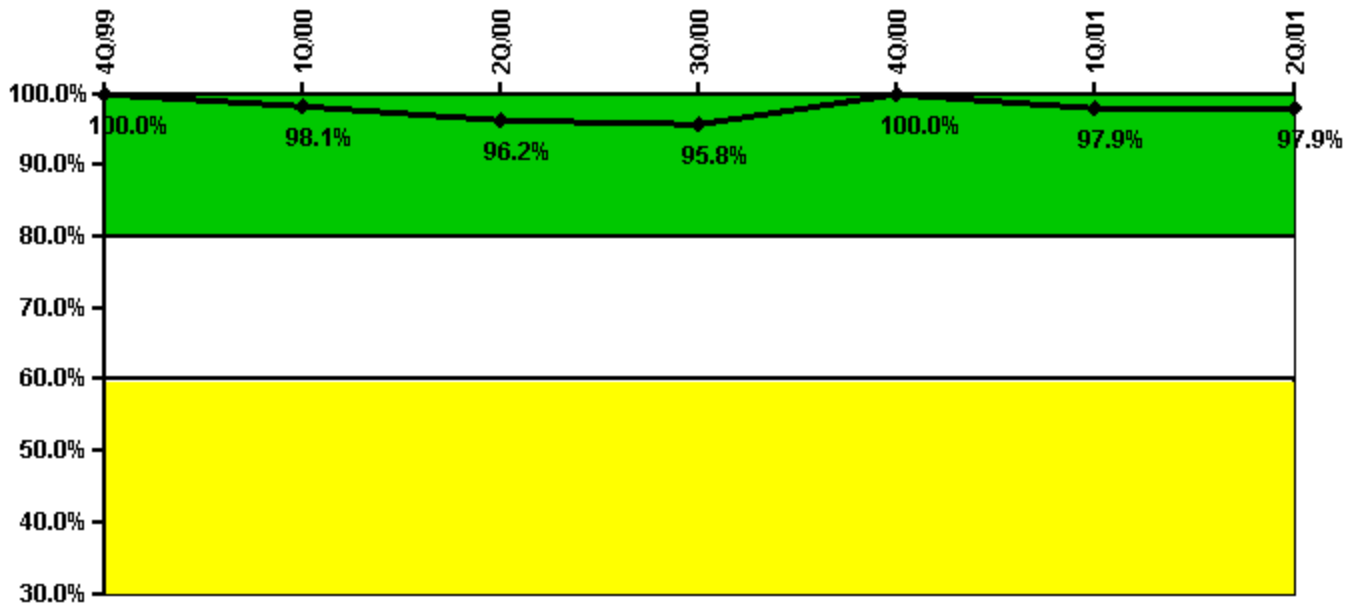
Thresholds: White < 90.0% Yellow < 70.0%

#### Notes

Drill/Exercise Performance	4Q/99	1Q/00	2Q/00	3Q/00	4Q/00	1Q/01	2Q/01
Successful opportunities	34.0	0	8.0	23.0	38.0	0	4.0
Total opportunities	34.0	0	8.0	25.0	38.0	0	4.0
Indicator value	97.6%	97.5%	97.6%	96.4%	97.8%	97.7%	97.5%

Licensee Comments: none

### ERO Drill Participation



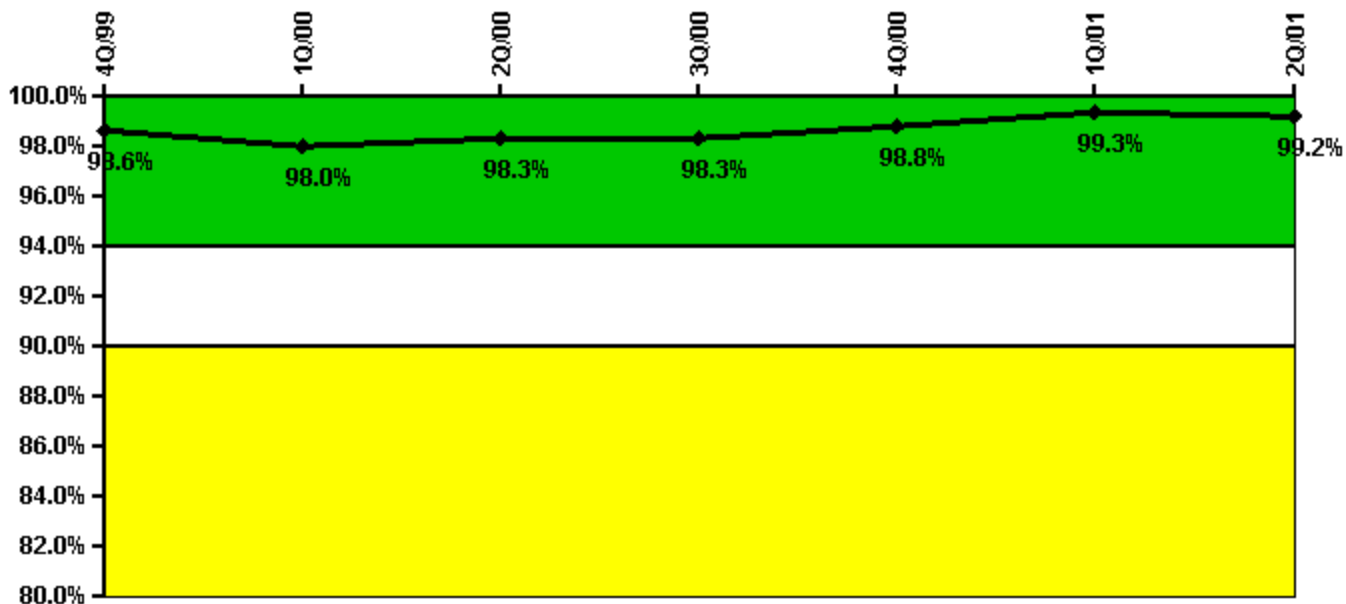
Thresholds: White < 80.0% Yellow < 60.0%

#### Notes

ERO Drill Participation	4Q/99	1Q/00	2Q/00	3Q/00	4Q/00	1Q/01	2Q/01
Participating Key personnel	54.0	52.0	50.0	46.0	47.0	46.0	47.0
Total Key personnel	54.0	53.0	52.0	48.0	47.0	47.0	48.0
Indicator value	100.0%	98.1%	96.2%	95.8%	100.0%	97.9%	97.9%

Licensee Comments: none

### Alert & Notification System



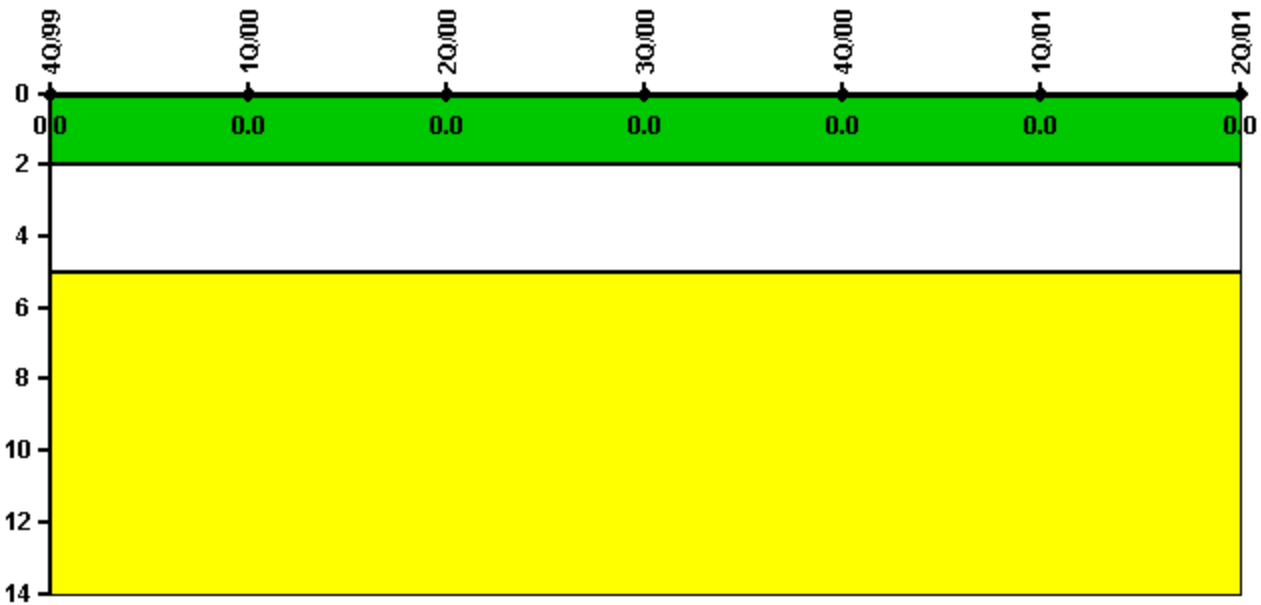
Thresholds: White < 94.0% Yellow < 90.0%

#### Notes

Alert & Notification System	4Q/99	1Q/00	2Q/00	3Q/00	4Q/00	1Q/01	2Q/01
Successful siren-tests	741	945	856	963	863	749	961
Total sirens-tests	756	972	864	972	864	756	972
Indicator value	98.6%	98.0%	98.3%	98.3%	98.8%	99.3%	99.2%

Licensee Comments: none

### Occupational Exposure Control Effectiveness



Thresholds: White > 2.0 Yellow > 5.0

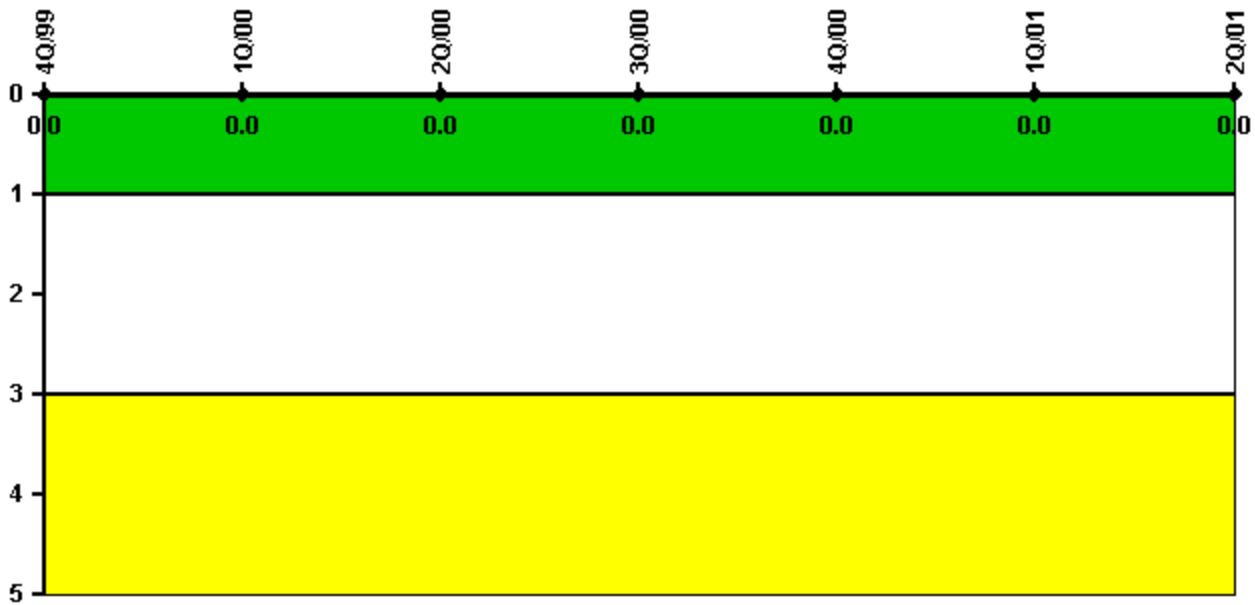
#### Notes

Occupational Exposure Control Effectiveness	4Q/99	1Q/00	2Q/00	3Q/00	4Q/00	1Q/01	2Q/01
High radiation area occurrences	0	0	0	0	0	0	0
Very high radiation area occurrences	0	0	0	0	0	0	0
Unintended exposure occurrences	0	0	0	0	0	0	0
<b>Indicator value</b>	<b>0</b>	<b>0</b>	<b>0</b>	<b>0</b>	<b>0</b>	<b>0</b>	<b>0</b>

Licensee Comments: none



### RETS/ODCM Radiological Effluent



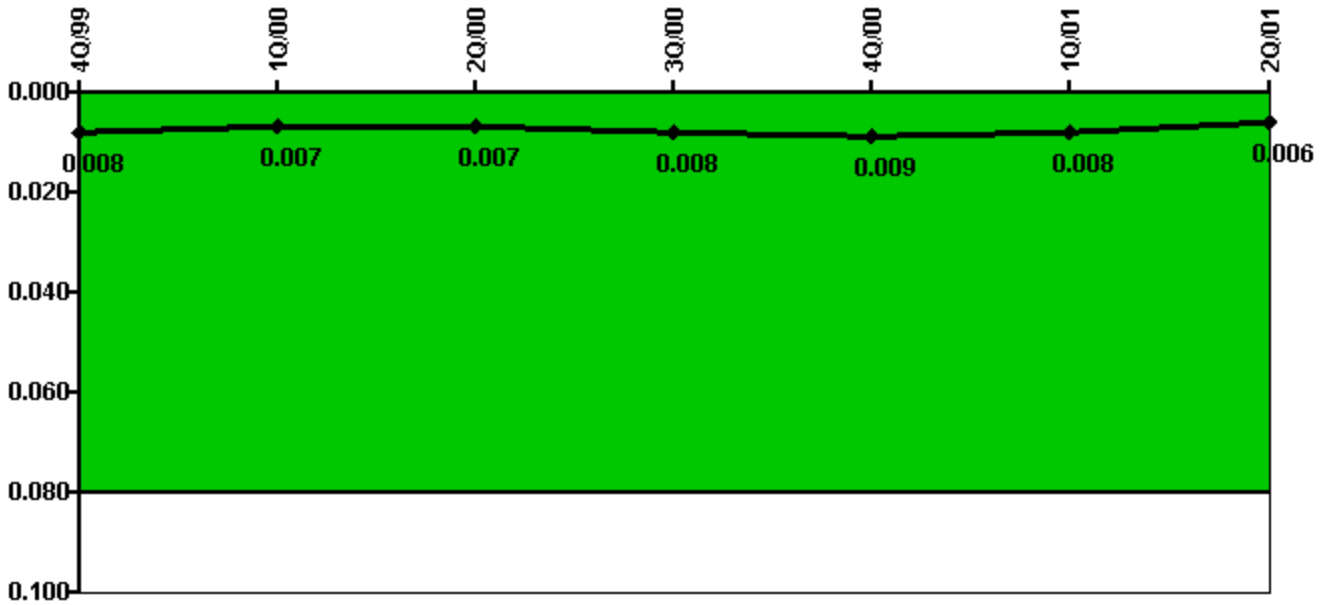
Thresholds: White > 1.0 Yellow > 3.0

#### Notes

RETS/ODCM Radiological Effluent	4Q/99	1Q/00	2Q/00	3Q/00	4Q/00	1Q/01	2Q/01
RETS/ODCM occurrences	0	0	0	0	0	0	0
Indicator value	0	0	0	0	0	0	0

Licensee Comments: none

### Protected Area Security Performance Index



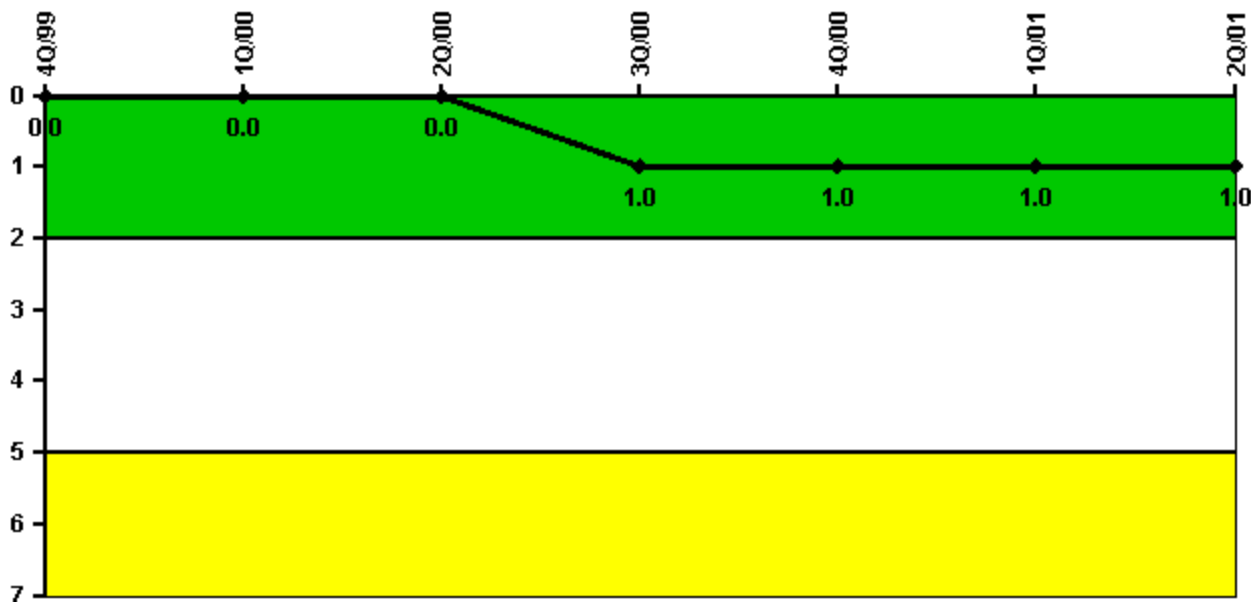
Thresholds: White > 0.080

#### Notes

Protected Area Security Performance Index	4Q/99	1Q/00	2Q/00	3Q/00	4Q/00	1Q/01	2Q/01
IDS compensatory hours	87.17	12.40	166.40	117.21	135.00	73.67	42.11
CCTV compensatory hours	0	72.9	12.9	1.3	3.2	0.2	0.2
IDS normalization factor	3.65	3.65	3.65	3.65	3.65	3.65	3.65
CCTV normalization factor	2.7	2.7	2.7	2.7	2.7	2.7	2.7
<b>Index Value</b>	<b>0.008</b>	<b>0.007</b>	<b>0.007</b>	<b>0.008</b>	<b>0.009</b>	<b>0.008</b>	<b>0.006</b>

Licensee Comments: none

### Personnel Screening Program



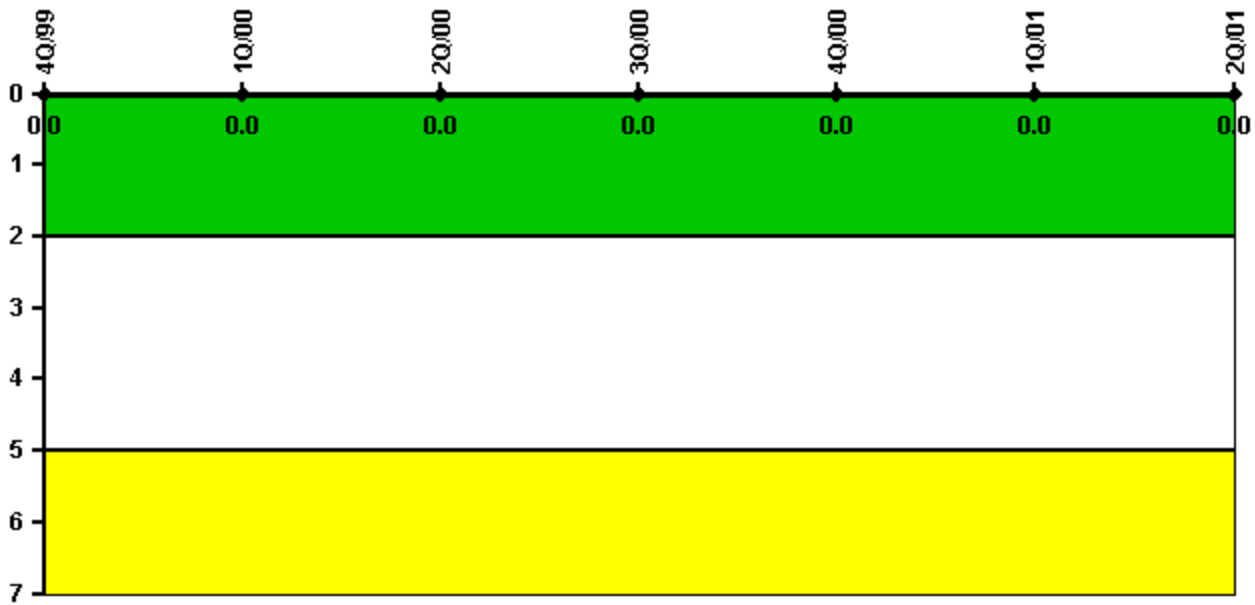
Thresholds: White > 2.0 Yellow > 5.0

#### Notes

Personnel Screening Program	4Q/99	1Q/00	2Q/00	3Q/00	4Q/00	1Q/01	2Q/01
Program failures	0	0	0	1	0	0	0
Indicator value	0	0	0	1	1	1	1

Licensee Comments: none

### FFD/Personnel Reliability



Thresholds: White > 2.0 Yellow > 5.0

#### Notes

FFD/Personnel Reliability	4Q/99	1Q/00	2Q/00	3Q/00	4Q/00	1Q/01	2Q/01
Program Failures	0	0	0	0	0	0	0
Indicator value	0	0	0	0	0	0	0

Licensee Comments: none

▲ [PI Summary](#) | [Inspection Findings Summary](#) | [Action Matrix Summary](#) | [Reactor Oversight Process](#)

Last Modified: March 27, 2002