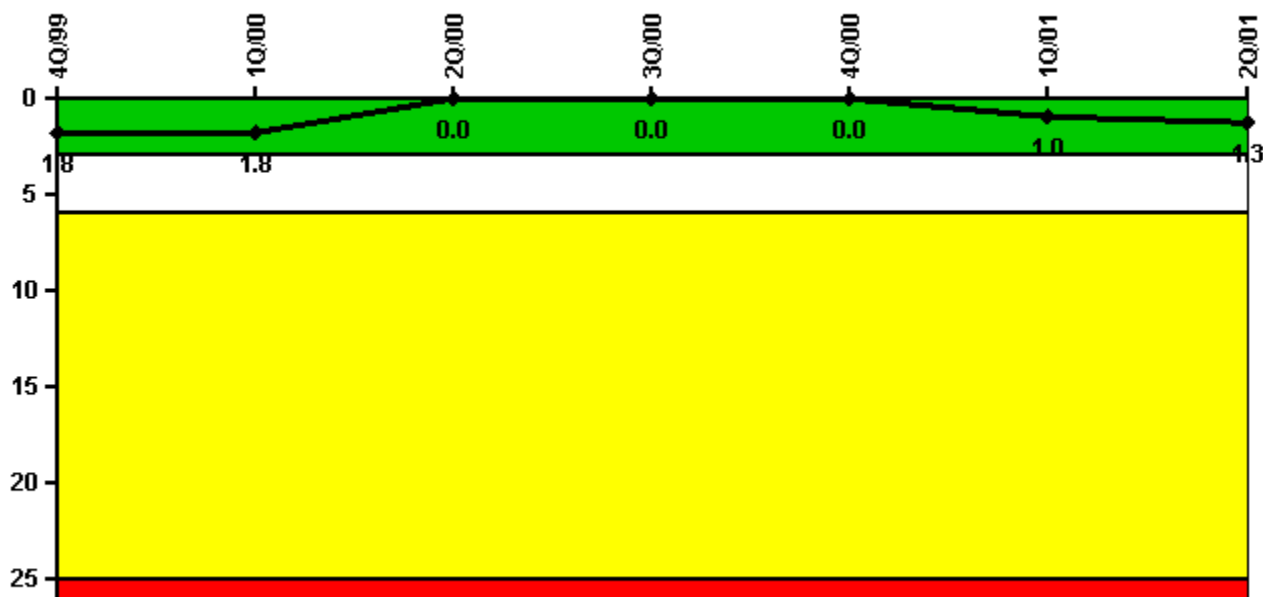


San Onofre 3

2Q/2001 Performance Indicators

Licensee's General Comments: none

Unplanned Scrams per 7000 Critical Hrs



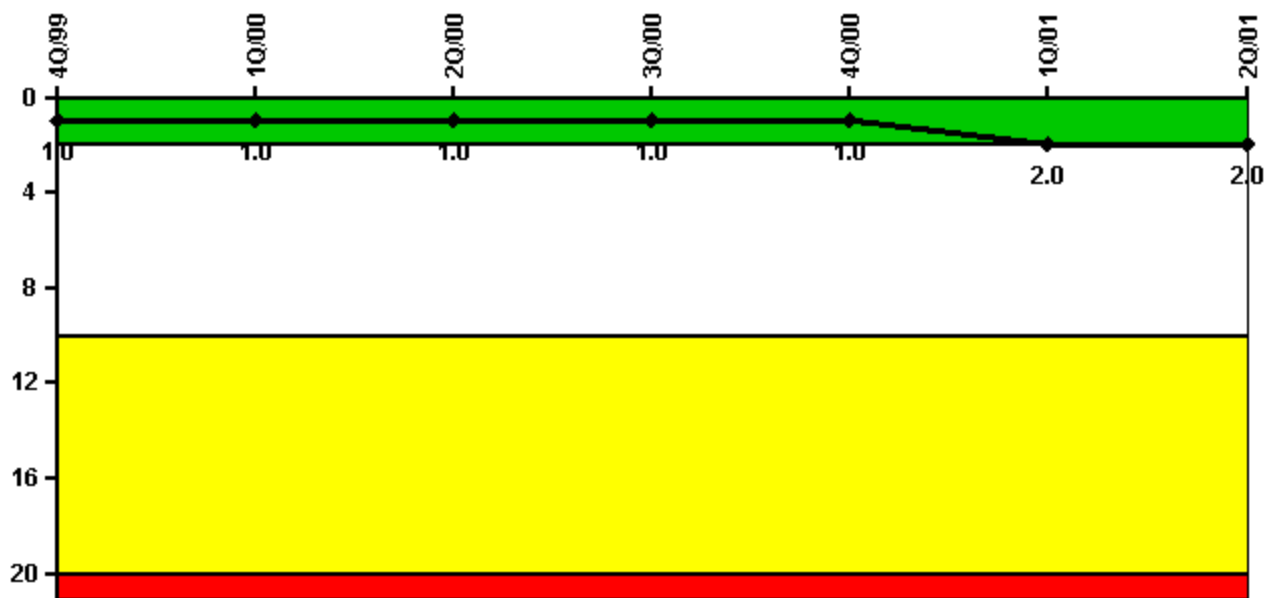
Thresholds: White > 3.0 Yellow > 6.0 Red > 25.0

Notes

Unplanned Scrams per 7000 Critical Hrs	4Q/99	1Q/00	2Q/00	3Q/00	4Q/00	1Q/01	2Q/01
Unplanned scrams	0	0	0	0	0	1.0	0
Critical hours	2209.0	2184.0	2183.0	2208.0	2209.0	109.9	744.4
Indicator value	1.8	1.8	0	0	0	1.0	1.3

Licensee Comments: none

Scrams with Loss of Normal Heat Removal



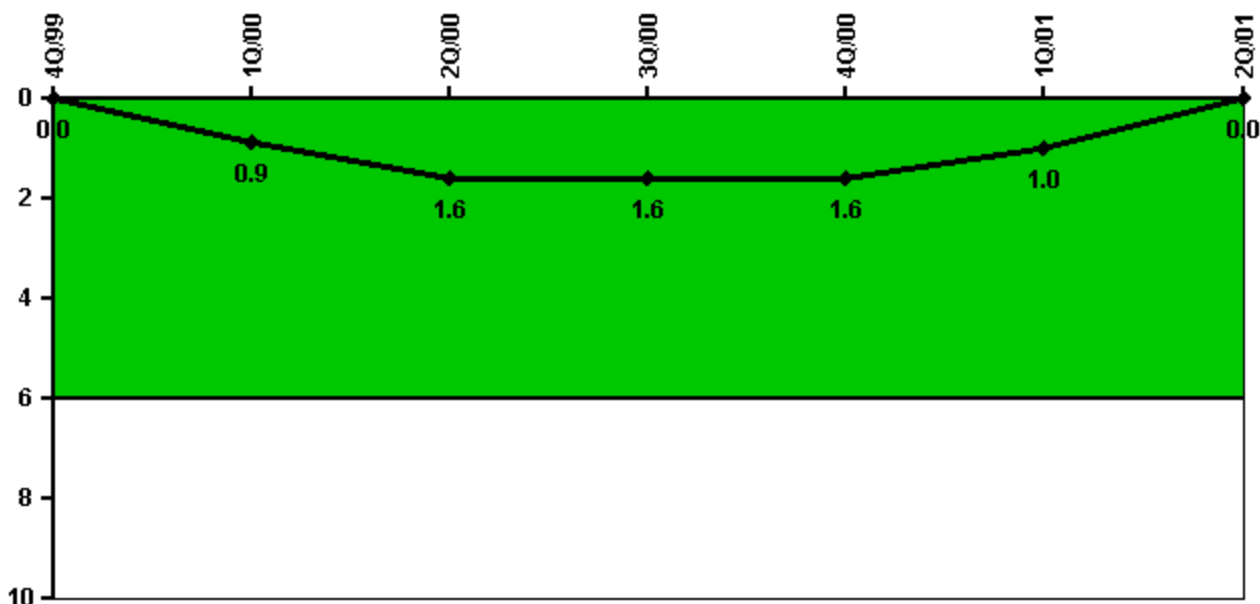
Thresholds: White > 2.0 Yellow > 10.0 Red > 20.0

Notes

Scrams with Loss of Normal Heat Removal	4Q/99	1Q/00	2Q/00	3Q/00	4Q/00	1Q/01	2Q/01
Scrams	0	0	0	0	0	1.0	0
Indicator value	1.0	1.0	1.0	1.0	1.0	2.0	2.0

Licensee Comments: none

Unplanned Power Changes per 7000 Critical Hrs



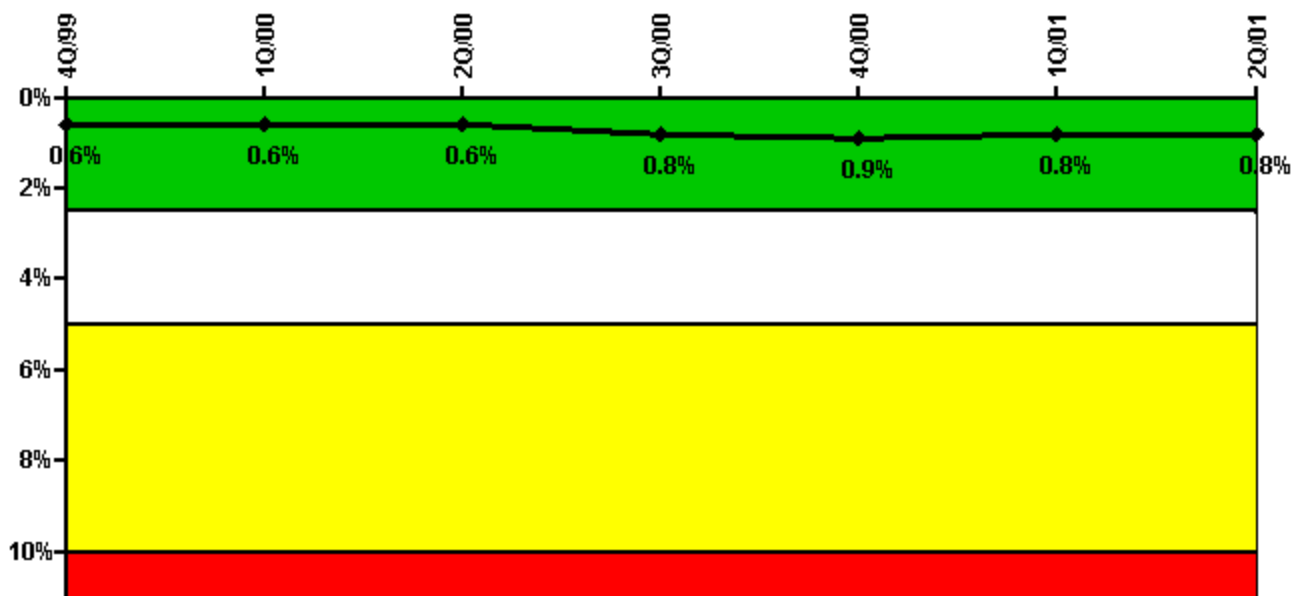
Thresholds: White > 6.0

Notes

Unplanned Power Changes per 7000 Critical Hrs	4Q/99	1Q/00	2Q/00	3Q/00	4Q/00	1Q/01	2Q/01
Unplanned power changes	0	1.0	1.0	0	0	0	0
Critical hours	2209.0	2184.0	2183.0	2208.0	2209.0	109.9	744.4
Indicator value	0	0.9	1.6	1.6	1.6	1.0	0

Licensee Comments: none

Safety System Unavailability, Emergency AC Power



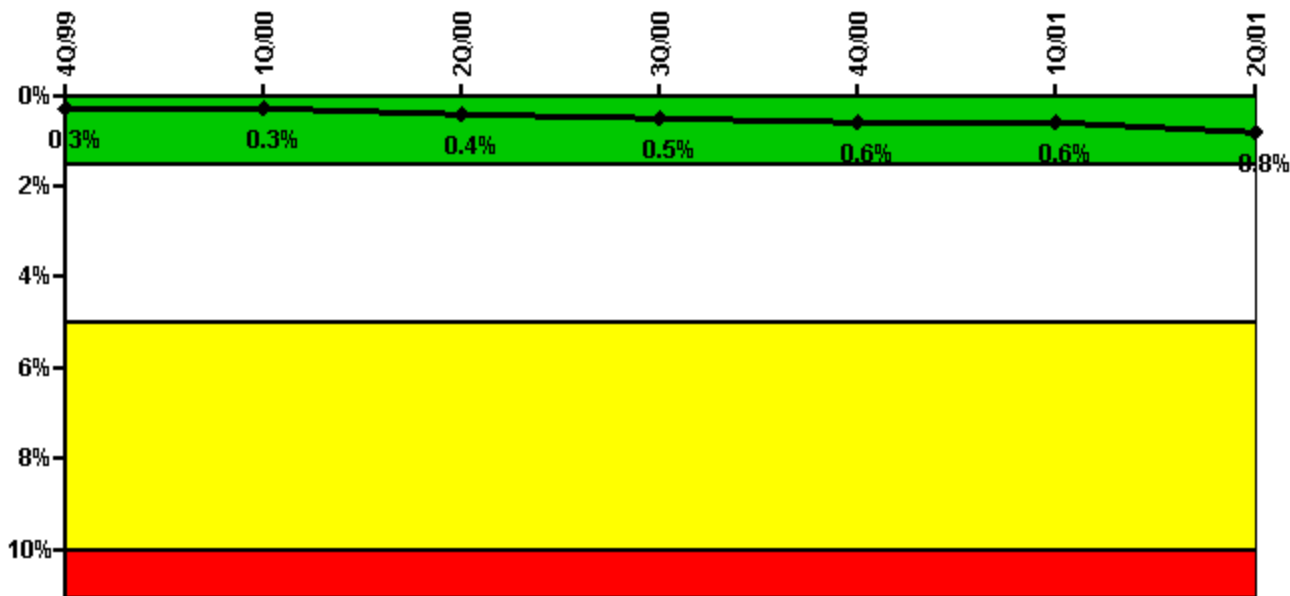
Thresholds: White > 2.5% Yellow > 5.0% Red > 10.0%

Notes

Safety System Unavailability, Emergency AC Power	4Q/99	1Q/00	2Q/00	3Q/00	4Q/00	1Q/01	2Q/01
Train 1							
Planned unavailable hours	23.80	3.20	2.35	19.10	3.30	0	3.00
Unplanned unavailable hours	0	0	0	70.80	0	0	0
Fault exposure hours	0	0	0	0	0	0	0
Effective Reset hours	0	0	0	0	0	0	0
Required hours	2209.00	2184.00	2183.00	2208.00	2209.00	2160.00	2183.00
Train 2							
Planned unavailable hours	0	28.00	2.05	22.90	2.40	0	2.10
Unplanned unavailable hours	0	0	0	0	0	0	0
Fault exposure hours	0	0	0	0	0	0	0
Effective Reset hours	0	0	0	0	0	0	0
Required hours	2209.00	2184.00	2183.00	2208.00	2209.00	2160.00	2183.00
Indicator value	0.6%	0.6%	0.6%	0.8%	0.9%	0.8%	0.8%

Licensee Comments: none

Safety System Unavailability, High Pressure Injection System (HPSI)



Thresholds: White > 1.5% Yellow > 5.0% Red > 10.0%

Notes

Safety System Unavailability, High Pressure Injection System (HPSI)	4Q/99	1Q/00	2Q/00	3Q/00	4Q/00	1Q/01	2Q/01
Train 1							
Planned unavailable hours	18.10	6.60	9.92	20.40	3.40	0	0.60
Unplanned unavailable hours	0	0	0	0	0	0	11.20
Fault exposure hours	0	0	0	0	0	0	0
Effective Reset hours	0	0	0	0	0	0	0
Required hours	2209.00	2184.00	2183.00	2208.00	2209.00	110.00	744.00
Train 2							
Planned unavailable hours	0	1.70	14.78	18.50	52.40	0.20	7.30
Unplanned unavailable hours	0	0.70	48.00	0	0	0	72.90
Fault exposure hours	0	0	0	0	0	0	0
Effective Reset hours	0	0	0	0	0	0	0
Required hours	2209.00	2184.00	2183.00	2208.00	2209.00	110.00	744.00
Indicator value	0.3%	0.3%	0.4%	0.5%	0.6%	0.6%	0.8%

Licensee Comments: none

Safety System Unavailability, Heat Removal System (AFW)



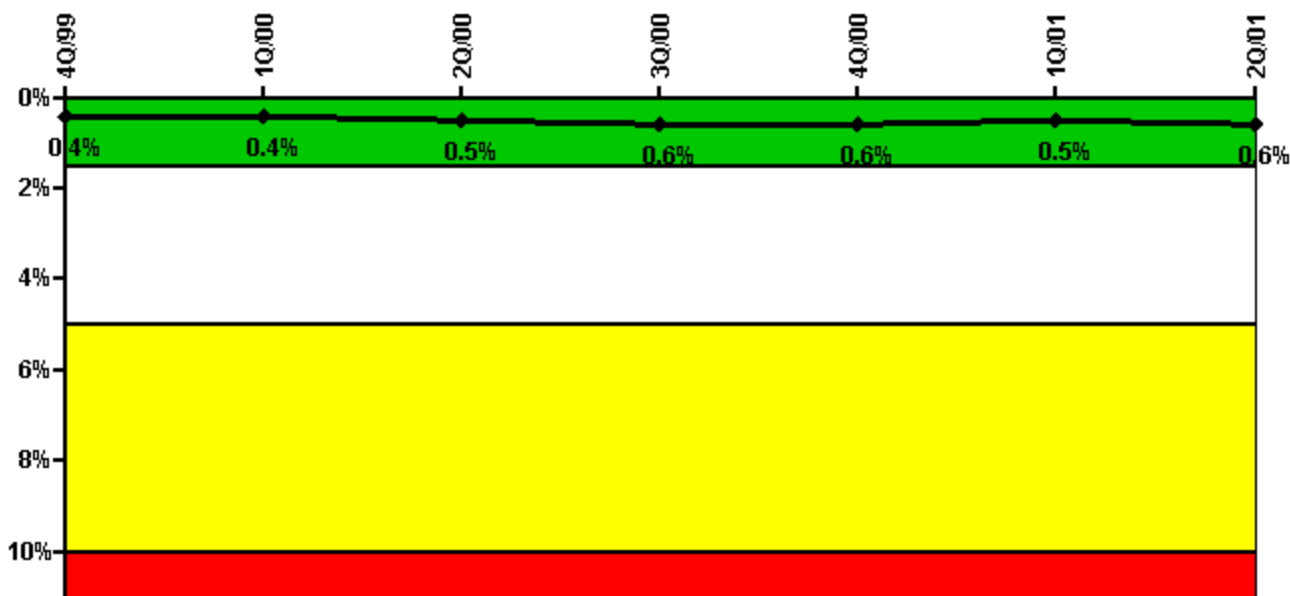
Thresholds: White > 2.0% Yellow > 6.0% Red > 12.0%

Notes

Safety System Unavailability, Heat Removal System (AFW)	4Q/99	1Q/00	2Q/00	3Q/00	4Q/00	1Q/01	2Q/01
Train 1							
Planned unavailable hours	25.50	21.90	43.20	11.60	0	0	0
Unplanned unavailable hours	0	0	0	0	0	0	0
Fault exposure hours	0	0	0	0	0	0	0
Effective Reset hours	0	0	0	0	0	0	0
Required hours	2209.00	2184.00	2183.00	2208.00	2209.00	110.00	744.00
Train 2							
Planned unavailable hours	0	0	0	31.00	0	0	0
Unplanned unavailable hours	0	0	0	0	0	0	0
Fault exposure hours	0	0	0	0	0	0	0
Effective Reset hours	0	0	0	0	0	0	0
Required hours	2209.00	2184.00	2183.00	2208.00	2209.00	110.00	744.00
Train 3							
Planned unavailable hours	59.10	0	0	16.30	0	36.70	19.60
Unplanned unavailable hours	0	0	0	0	0	0	0
Fault exposure hours	0	0	0	0	0	0	0
Effective Reset hours	0	0	0	0	0	0	0
Required hours	2209.00	2184.00	2183.00	2208.00	2209.00	110.00	744.00
Indicator value	0.9%	0.9%	0.9%	0.9%	0.9%	0.9%	0.9%

Licensee Comments: none

Safety System Unavailability, Residual Heat Removal System



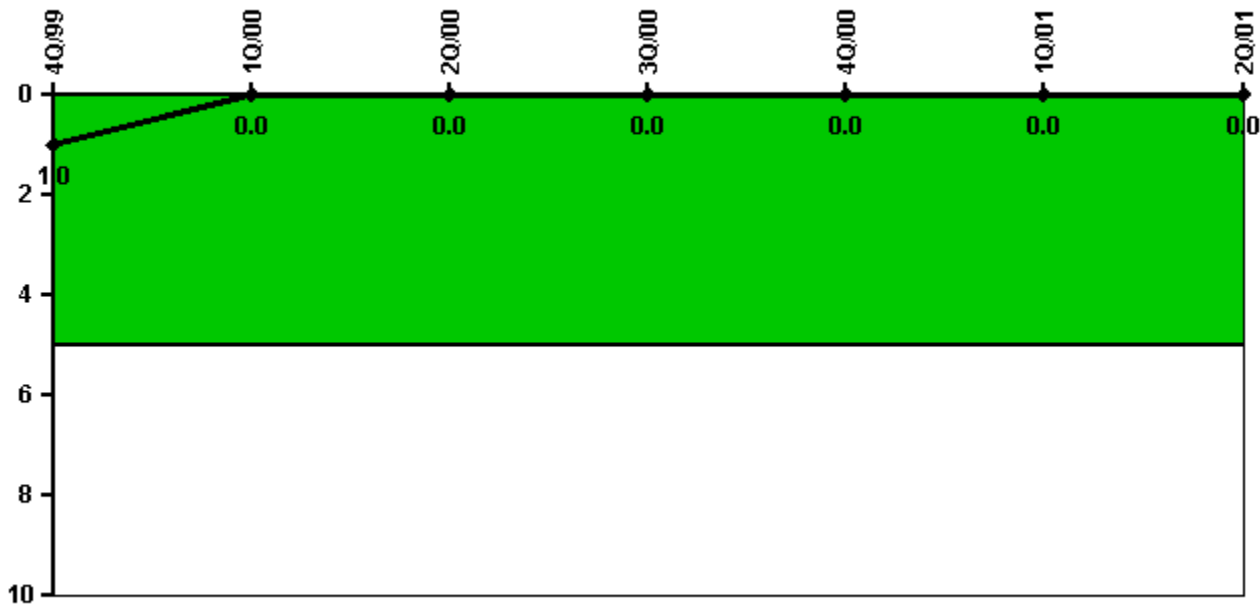
Thresholds: White > 1.5% Yellow > 5.0% Red > 10.0%

Notes

Safety System Unavailability, Residual Heat Removal System	4Q/99	1Q/00	2Q/00	3Q/00	4Q/00	1Q/01	2Q/01
Train 1							
Planned unavailable hours	0	14.20	6.58	58.80	3.40	0	0.80
Unplanned unavailable hours	0	0	0	0	0	0	11.20
Fault exposure hours	0	0	0	0	0	0	0
Effective Reset hours	0	0	0	0	0	0	0
Required hours	2209.00	2184.00	2183.00	2208.00	2209.00	168.00	774.00
Train 2							
Planned unavailable hours	0	0	14.43	6.20	5.20	0	7.90
Unplanned unavailable hours	0	0.70	48.00	0	0	0	72.90
Fault exposure hours	0	0	0	0	0	0	0
Effective Reset hours	0	0	0	0	0	0	0
Required hours	2209.00	2184.00	2183.00	2208.00	2209.00	168.00	774.00
Train 3							
Planned unavailable hours	0	14.20	0	0	0	0	0.60
Unplanned unavailable hours	0	0	0	0	0	0	0
Fault exposure hours	0	0	0	0	0	0	0
Effective Reset hours	0	0	0	0	0	0	0
Required hours	2209.00	2184.00	0	0	0	1992.00	1409.00
Train 4							
Planned unavailable hours	0	0	0	0	0	0.20	11.20
Unplanned unavailable hours	0	0.70	0	0	0	0	0
Fault exposure hours	0	0	0	0	0	0	0
Effective Reset hours	0	0	0	0	0	0	0
Required hours	2209.00	2184.00	0	0	0	1992.00	1409.00
Indicator value	0.4%	0.4%	0.5%	0.6%	0.6%	0.5%	0.6%

Licensee Comments: none

Safety System Functional Failures (PWR)




Thresholds: White > 5.0

Notes

Safety System Functional Failures (PWR)	4Q/99	1Q/00	2Q/00	3Q/00	4Q/00	1Q/01	2Q/01
Safety System Functional Failures	0	0	0	0	0	0	0
Indicator value	1	0	0	0	0	0	0

Licensee Comments: none

Reactor Coolant System Activity



Thresholds: White > 50.0 Yellow > 100.0

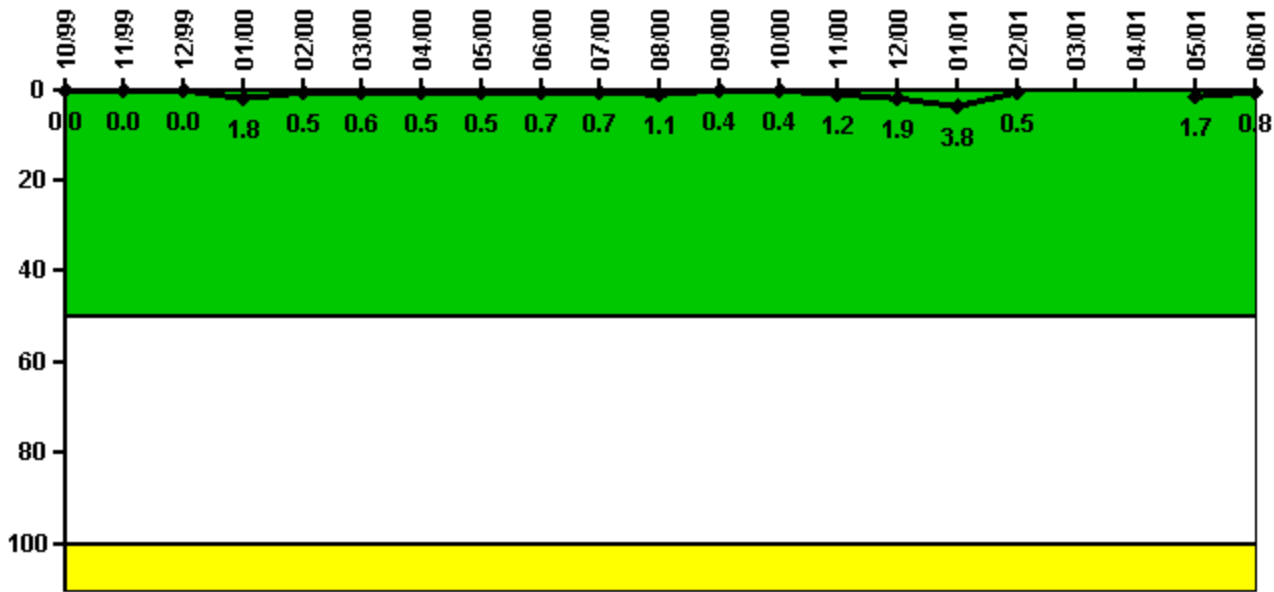
Notes

Reactor Coolant System Activity	10/99	11/99	12/99	1/00	2/00	3/00	4/00	5/00	6/00	7/00	8/00	9/00
Maximum activity	0.001700	0.001800	0.002000	0.001800	0.001900	0.001900	0.001990	0.001980	0.001990	0.001880	0.002200	0.002180
Technical specification limit	1.0	1.0	1.0	1.0	1.0	1.0	1.0	1.0	1.0	1.0	1.0	1.0
Indicator value	0.2	0.2	0.2	0.2	0.2	0.2	0.2	0.2	0.2	0.2	0.2	0.2

Reactor Coolant System Activity	10/00	11/00	12/00	1/01	2/01	3/01	4/01	5/01	6/01
Maximum activity	0.003000	0.003000	0.003000	0.002000	N/A	N/A	N/A	N/A	0.001000
Technical specification limit	1.0	1.0	1.0	1.0	1.0	1.0	1.0	1.0	1.0
Indicator value	0.3	0.3	0.3	0.2	N/A	N/A	N/A	N/A	0.1

Licensee Comments: none

Reactor Coolant System Leakage



Thresholds: White > 50.0 Yellow > 100.0

Notes

Reactor Coolant System Leakage	10/99	11/99	12/99	1/00	2/00	3/00	4/00	5/00	6/00	7/00	8/00	9/00
Maximum leakage	0	0	0	0.180	0.050	0.060	0.050	0.050	0.070	0.070	0.110	0.040
Technical specification limit	10.0	10.0	10.0	10.0	10.0	10.0	10.0	10.0	10.0	10.0	10.0	10.0
Indicator value	0	0	0	1.8	0.5	0.6	0.5	0.5	0.7	0.7	1.1	0.4

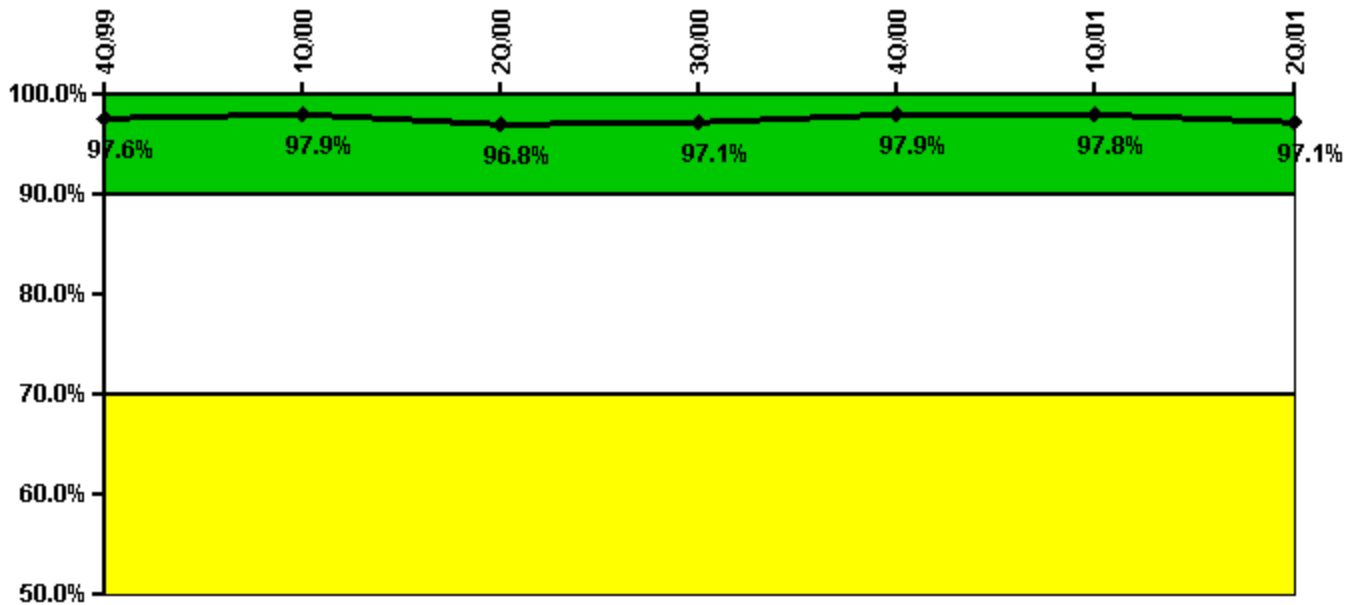
Reactor Coolant System Leakage	10/00	11/00	12/00	1/01	2/01	3/01	4/01	5/01	6/01
Maximum leakage	0.040	0.121	0.190	0.380	0.050	N/A	N/A	0.170	0.080
Technical specification limit	10.0	10.0	10.0	10.0	10.0	10.0	10.0	10.0	10.0
Indicator value	0.4	1.2	1.9	3.8	0.5	N/A	N/A	1.7	0.8

Licensee Comments:

6/01: April - Unit 3 was shutdown. May - Only one data point obtained to support Mode 3 entry. June - normal data.

6/01: April - Unit 3 was shutdown. May - Only one data point obtained to support Mode 3 entry. June - normal data.

Drill/Exercise Performance



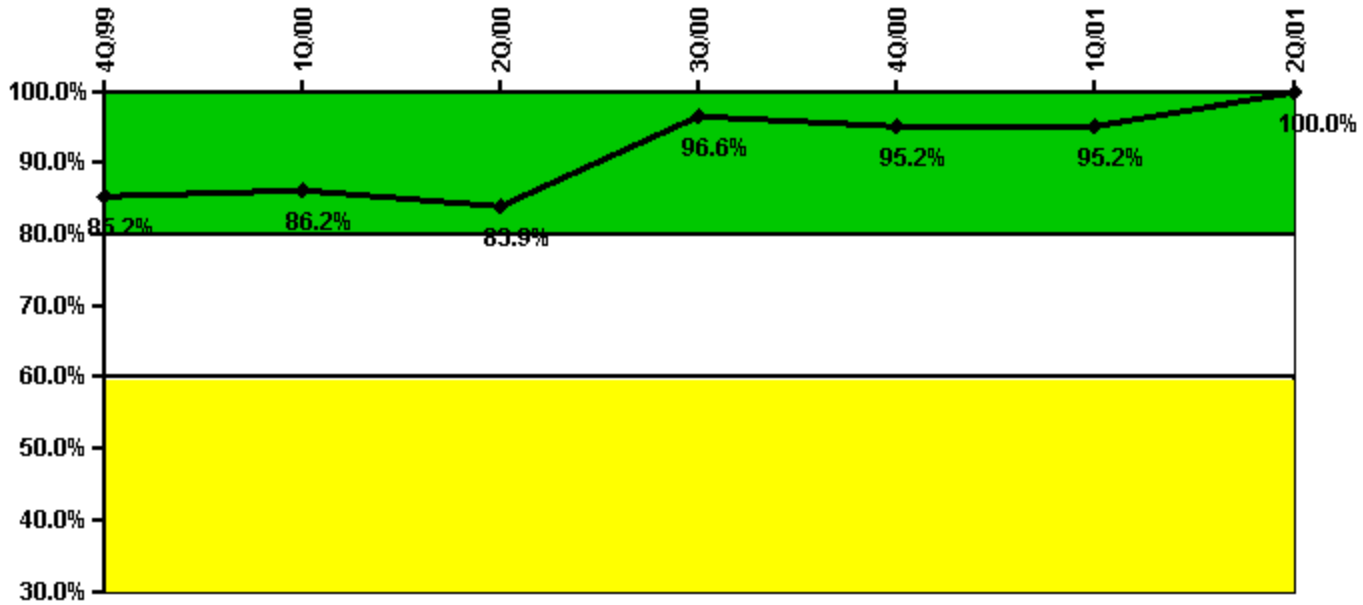
Thresholds: White < 90.0% Yellow < 70.0%

Notes

Drill/Exercise Performance	4Q/99	1Q/00	2Q/00	3Q/00	4Q/00	1Q/01	2Q/01
Successful opportunities	22.0	11.0	6.0	32.0	0	2.0	46.0
Total opportunities	22.0	11.0	7.0	32.0	0	2.0	48.0
Indicator value	97.6%	97.9%	96.8%	97.1%	97.9%	97.8%	97.1%

Licensee Comments: none

ERO Drill Participation



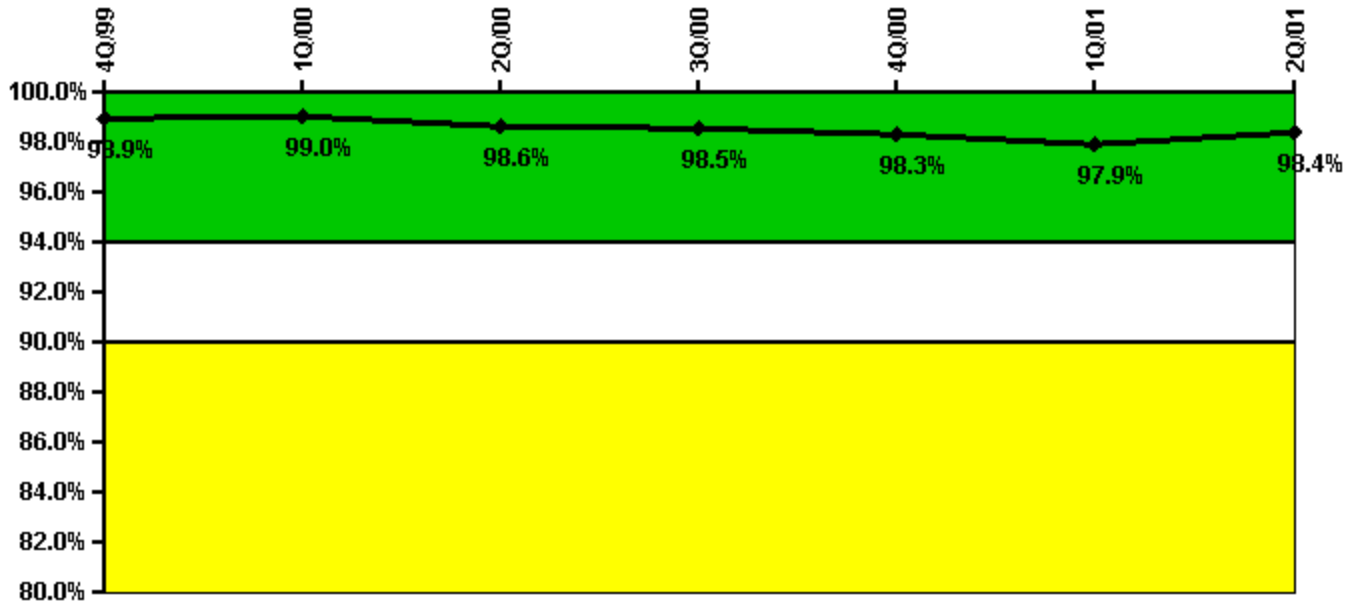
Thresholds: White < 80.0% Yellow < 60.0%

Notes

ERO Drill Participation	4Q/99	1Q/00	2Q/00	3Q/00	4Q/00	1Q/01	2Q/01
Participating Key personnel	46.0	50.0	47.0	57.0	59.0	59.0	62.0
Total Key personnel	54.0	58.0	56.0	59.0	62.0	62.0	62.0
Indicator value	85.2%	86.2%	83.9%	96.6%	95.2%	95.2%	100.0%

Licensee Comments: none

Alert & Notification System



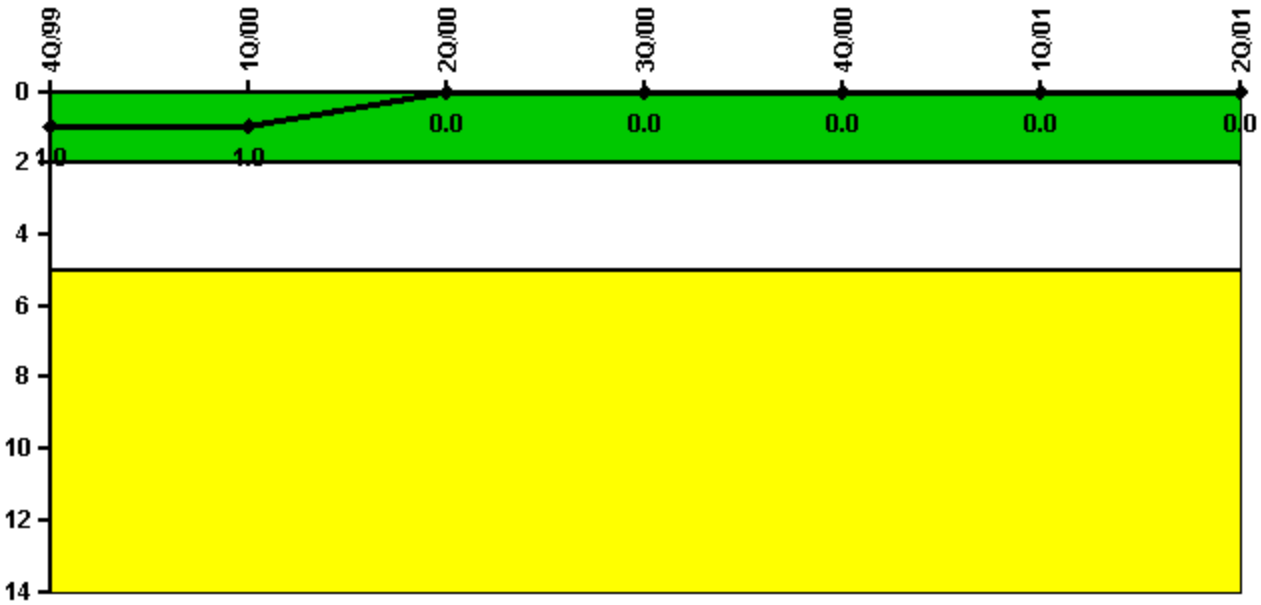
Thresholds: White < 94.0% Yellow < 90.0%

Notes

Alert & Notification System	4Q/99	1Q/00	2Q/00	3Q/00	4Q/00	1Q/01	2Q/01
Successful siren-tests	341	385	333	485	338	379	341
Total sirens-tests	343	392	343	490	343	392	343
Indicator value	98.9%	99.0%	98.6%	98.5%	98.3%	97.9%	98.4%

Licensee Comments: none

Occupational Exposure Control Effectiveness



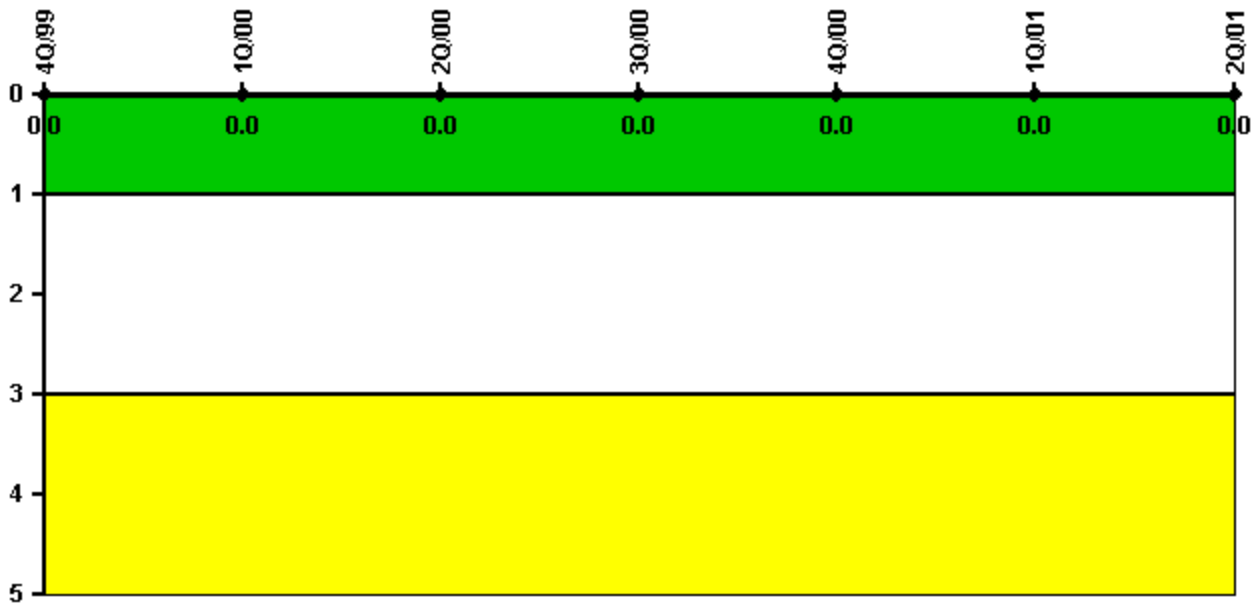
Thresholds: White > 2.0 Yellow > 5.0

Notes

Occupational Exposure Control Effectiveness	4Q/99	1Q/00	2Q/00	3Q/00	4Q/00	1Q/01	2Q/01
High radiation area occurrences	0	0	0	0	0	0	0
Very high radiation area occurrences	0	0	0	0	0	0	0
Unintended exposure occurrences	0	0	0	0	0	0	0
Indicator value	1	1	0	0	0	0	0

Licensee Comments: none

RETS/ODCM Radiological Effluent



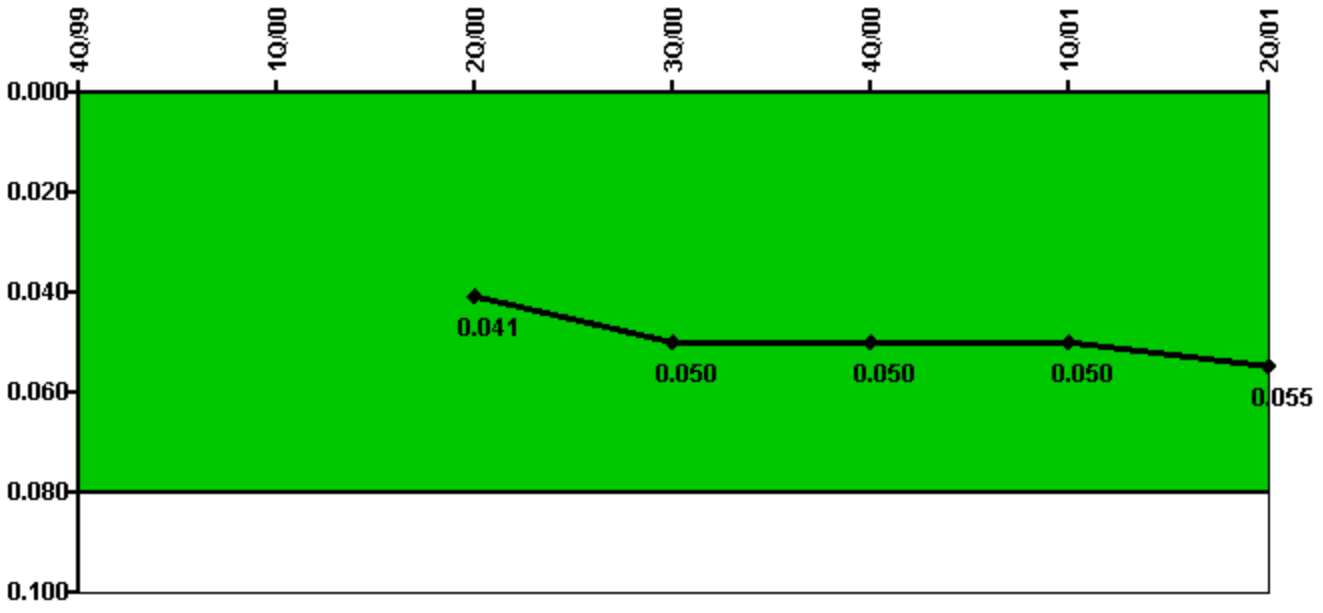
Thresholds: White > 1.0 Yellow > 3.0

Notes

RETS/ODCM Radiological Effluent	4Q/99	1Q/00	2Q/00	3Q/00	4Q/00	1Q/01	2Q/01
RETS/ODCM occurrences	0	0	0	0	0	0	0
Indicator value	0	0	0	0	0	0	0

Licensee Comments: none

Protected Area Security Performance Index



Thresholds: White > 0.080

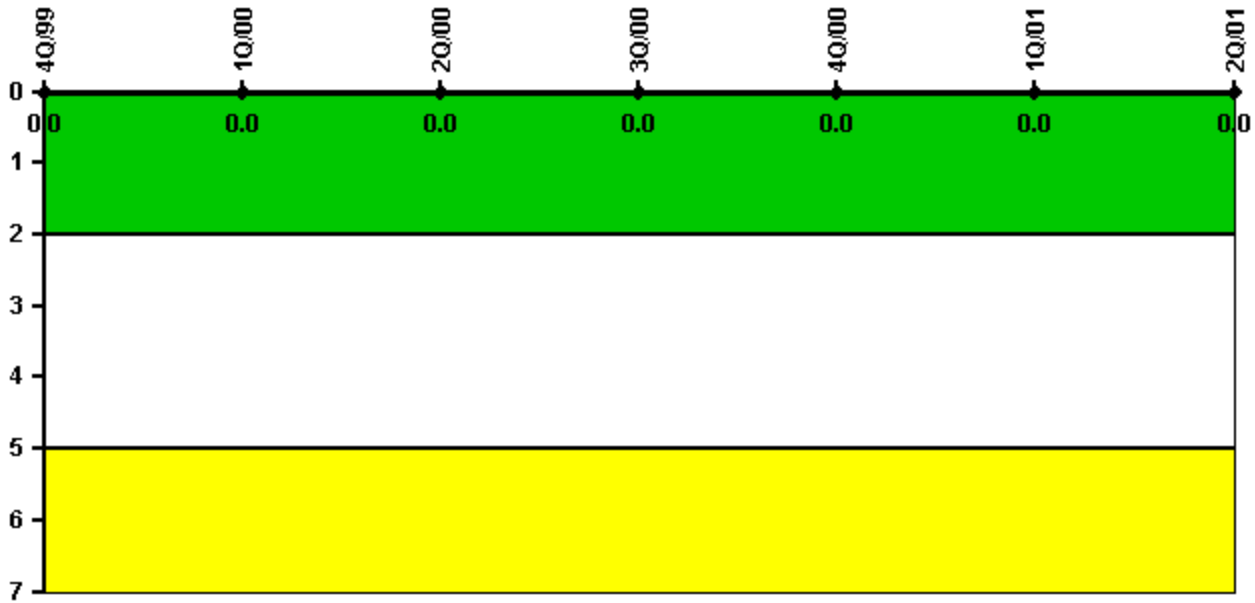
Notes

Protected Area Security Performance Index	4Q/99	1Q/00	2Q/00	3Q/00	4Q/00	1Q/01	2Q/01
IDS compensatory hours	278.00	247.10	105.40	339.10	325.80	504.80	96.00
CCTV compensatory hours	20.1	184.3	32.9	8.4	0	13.1	16.2
IDS normalization factor	1.80	1.80	1.80	1.55	1.55	1.55	1.38
CCTV normalization factor	1.0	1.0	1.0	1.0	1.0	1.0	1.0
Index Value			0.041	0.050	0.050	0.050	0.055

Licensee Comments:

2Q/01: Separation of Unit #1 from units 2&3 plus the removal of 5 Guard Towers reduced the number of IDS zones available during the 2nd qtr. Reduced from 30 to 24 IDS zones as of 5/01. The IDS Normalization Factor will be averaged using 1.375 for the 2nd Qtr. because for one month had more zones. The 3rd quarter will reflect 1.2 (actual 24zones/20 allowed) for the normalization factor on IDS.

Personnel Screening Program



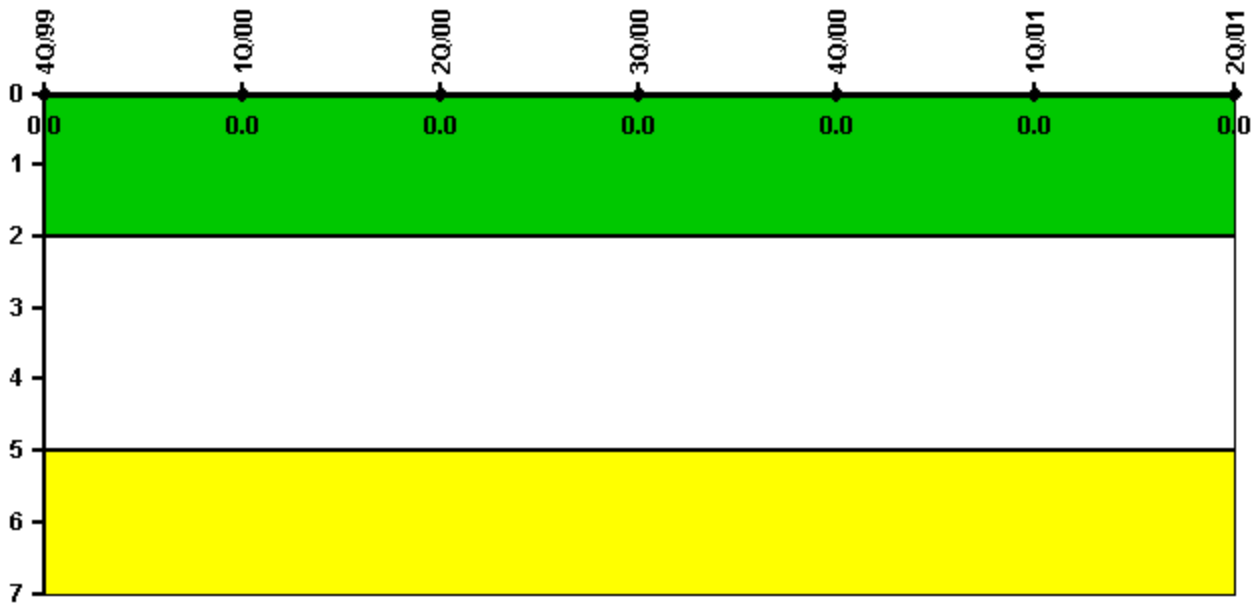
Thresholds: White > 2.0 Yellow > 5.0

Notes

Personnel Screening Program	4Q/99	1Q/00	2Q/00	3Q/00	4Q/00	1Q/01	2Q/01
Program failures	0	0	0	0	0	0	0
Indicator value	0	0	0	0	0	0	0

Licensee Comments: none

FFD/Personnel Reliability



Thresholds: White > 2.0 Yellow > 5.0

Notes

FFD/Personnel Reliability	4Q/99	1Q/00	2Q/00	3Q/00	4Q/00	1Q/01	2Q/01
Program Failures	0	0	0	0	0	0	0
Indicator value	0	0	0	0	0	0	0

Licensee Comments: none

▲ [PI Summary](#) | [Inspection Findings Summary](#) | [Action Matrix Summary](#) | [Reactor Oversight Process](#)

Last Modified: March 27, 2002