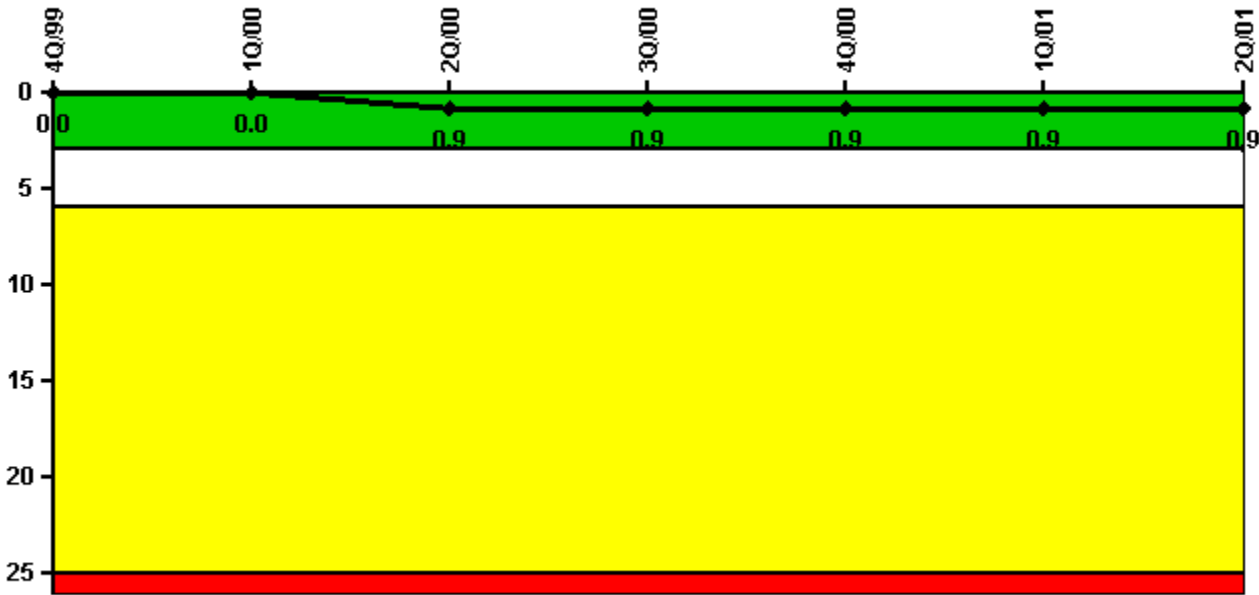


Prairie Island 2

2Q/2001 Performance Indicators

Licensee's General Comments: none

Unplanned Scrams per 7000 Critical Hrs



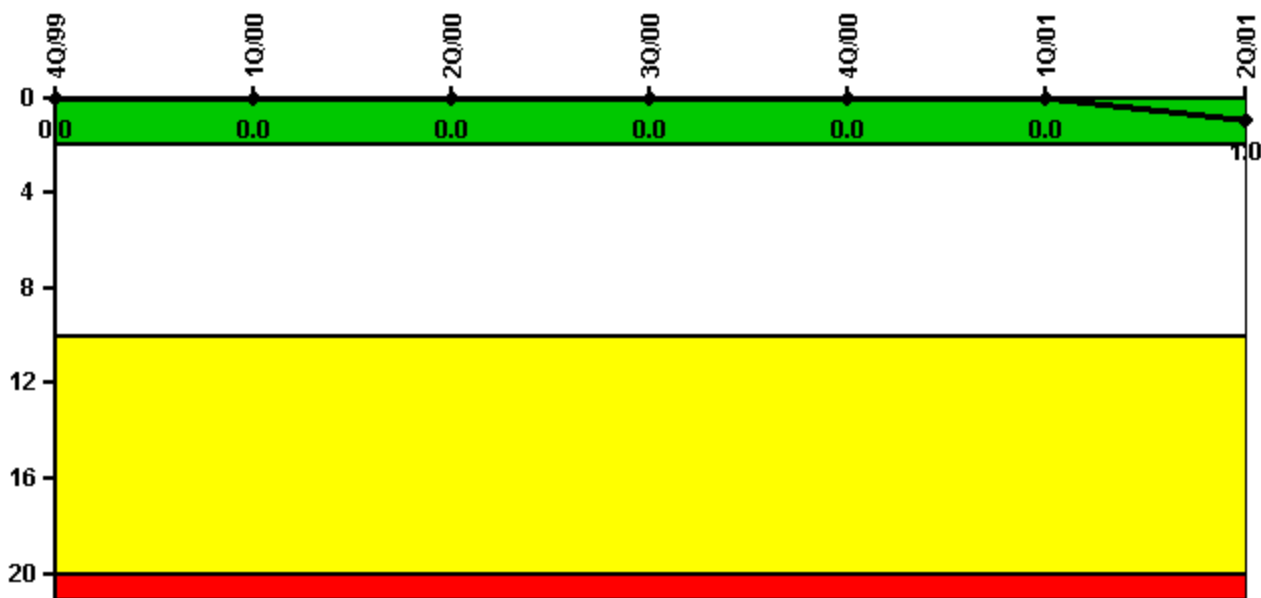
Thresholds: White > 3.0 Yellow > 6.0 Red > 25.0

Notes

Unplanned Scrams per 7000 Critical Hrs	4Q/99	1Q/00	2Q/00	3Q/00	4Q/00	1Q/01	2Q/01
Unplanned scrams	0	0	1.0	0	0	0	1.0
Critical hours	2209.0	2184.0	1257.2	2208.0	2209.0	2160.0	1560.7
Indicator value	0	0	0.9	0.9	0.9	0.9	0.9

Licensee Comments: none

Scrams with Loss of Normal Heat Removal



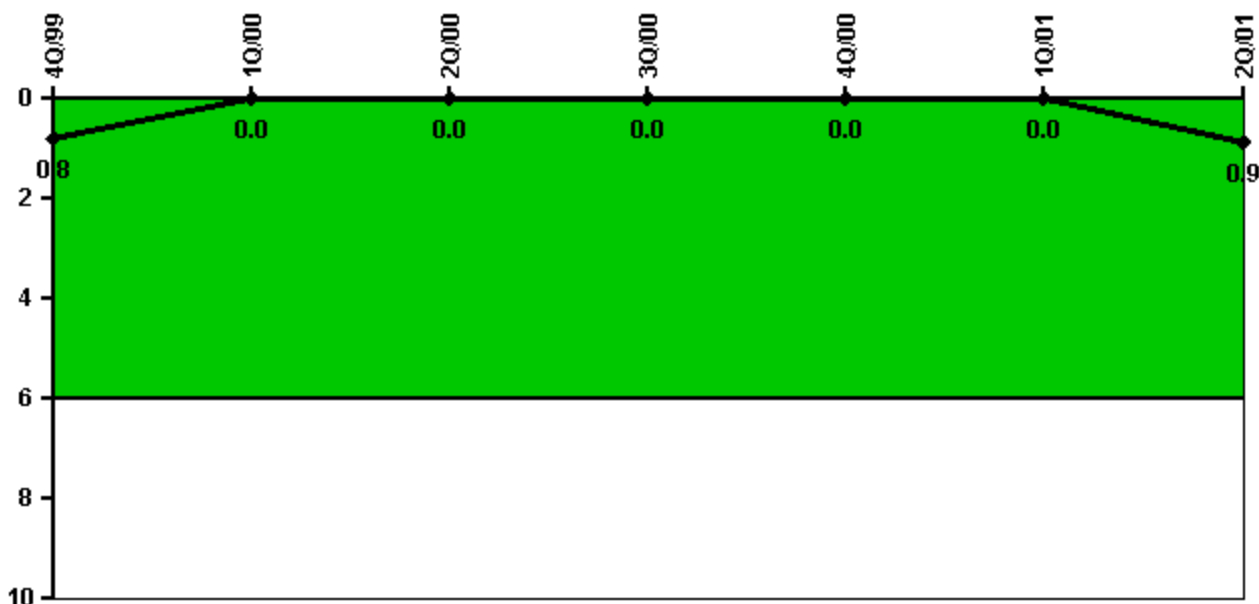
Thresholds: White > 2.0 Yellow > 10.0 Red > 20.0

Notes

Scrams with Loss of Normal Heat Removal	4Q/99	1Q/00	2Q/00	3Q/00	4Q/00	1Q/01	2Q/01
Scrams	0	0	0	0	0	0	1.0
Indicator value	0	0	0	0	0	0	1.0

Licensee Comments: none

Unplanned Power Changes per 7000 Critical Hrs



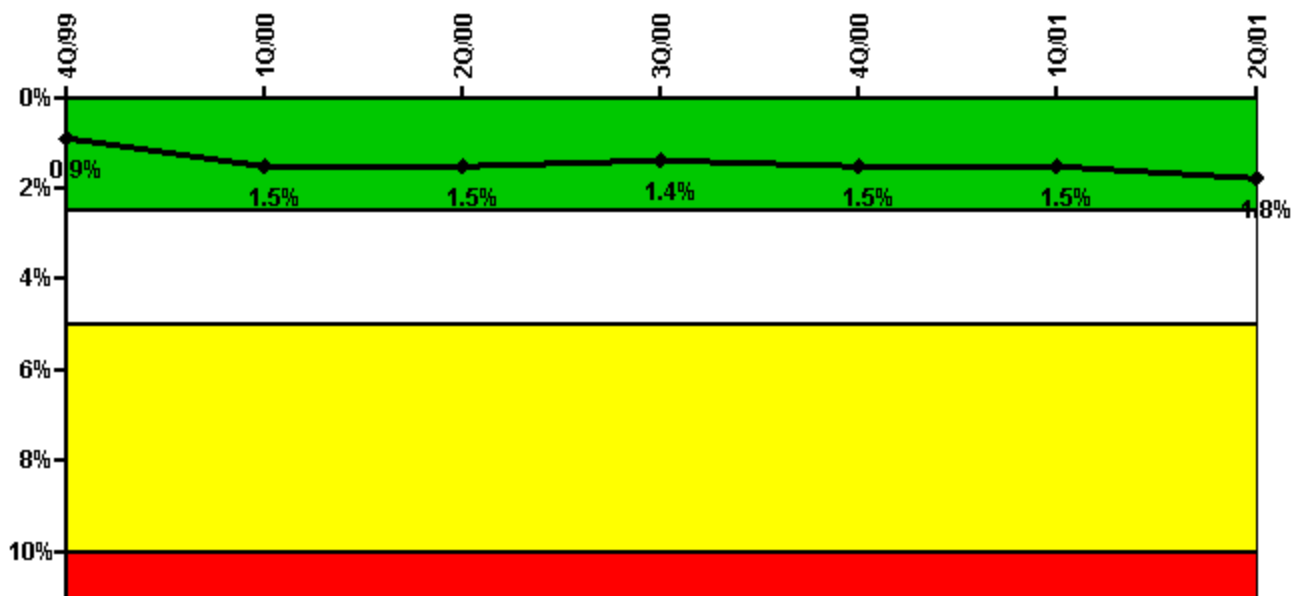
Thresholds: White > 6.0

Notes

Unplanned Power Changes per 7000 Critical Hrs	4Q/99	1Q/00	2Q/00	3Q/00	4Q/00	1Q/01	2Q/01
Unplanned power changes	0	0	0	0	0	0	1.0
Critical hours	2209.0	2184.0	1257.2	2208.0	2209.0	2160.0	1560.7
Indicator value	0.8	0	0	0	0	0	0.9

Licensee Comments: none

Safety System Unavailability, Emergency AC Power



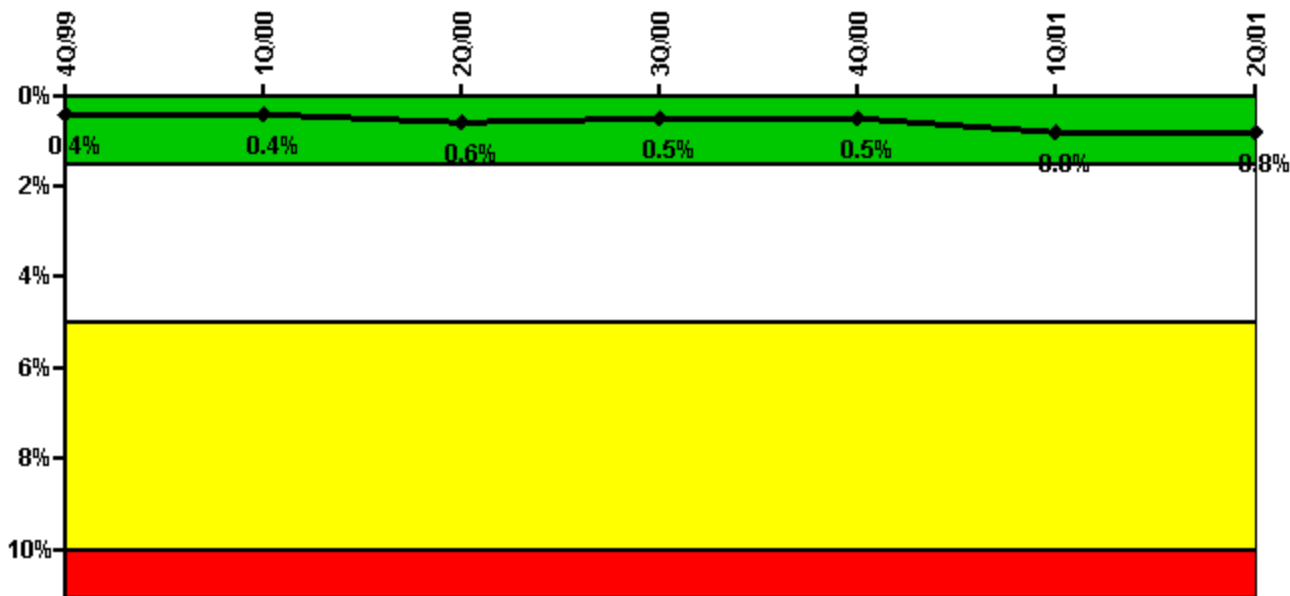
Thresholds: White > 2.5% Yellow > 5.0% Red > 10.0%

Notes

Safety System Unavailability, Emergency AC Power	4Q/99	1Q/00	2Q/00	3Q/00	4Q/00	1Q/01	2Q/01
Train 1							
Planned unavailable hours	32.72	5.37	3.79	6.30	10.27	20.07	2.02
Unplanned unavailable hours	37.73	9.10	0	0	15.17	6.53	27.25
Fault exposure hours	0	340.05	0	0	0	0	0
Effective Reset hours	0	0	0	0	0	0	0
Required hours	2209.00	2184.00	2057.75	2208.00	2209.00	2160.00	2183.00
Train 2							
Planned unavailable hours	31.77	16.20	5.23	6.40	5.51	6.18	28.60
Unplanned unavailable hours	8.18	31.50	0	15.75	1.62	0	199.42
Fault exposure hours	0	0	0	0	0	0	0
Effective Reset hours	0	0	0	0	0	0	0
Required hours	2209.00	2184.00	2057.75	2208.00	2209.00	2160.00	2183.00
Indicator value	0.9%	1.5%	1.5%	1.4%	1.5%	1.5%	1.8%

Licensee Comments: none

Safety System Unavailability, High Pressure Injection System (HPSI)



Thresholds: White > 1.5% Yellow > 5.0% Red > 10.0%

Notes

Safety System Unavailability, High Pressure Injection System (HPSI)	4Q/99	1Q/00	2Q/00	3Q/00	4Q/00	1Q/01	2Q/01
Train 1							
Planned unavailable hours	1.88	8.85	33.00	1.87	2.03	140.13	9.23
Unplanned unavailable hours	0	0	14.07	0	27.92	0	0
Fault exposure hours	0	0	0	0	0	0	0
Effective Reset hours	0	0	0	0	0	0	0
Required hours	2209.00	2184.00	1257.14	2208.00	2209.00	2160.00	1560.70
Train 2							
Planned unavailable hours	2.54	1.06	20.67	9.20	0.85	1.05	10.79
Unplanned unavailable hours	0	0	0.35	0	7.50	0	0
Fault exposure hours	0	0	0	0	0	0	0
Effective Reset hours	0	0	0	0	0	0	0
Required hours	2209.00	2184.00	1257.14	2208.00	2209.00	2160.00	1560.70
Indicator value	0.4%	0.4%	0.6%	0.5%	0.5%	0.8%	0.8%

Licensee Comments:

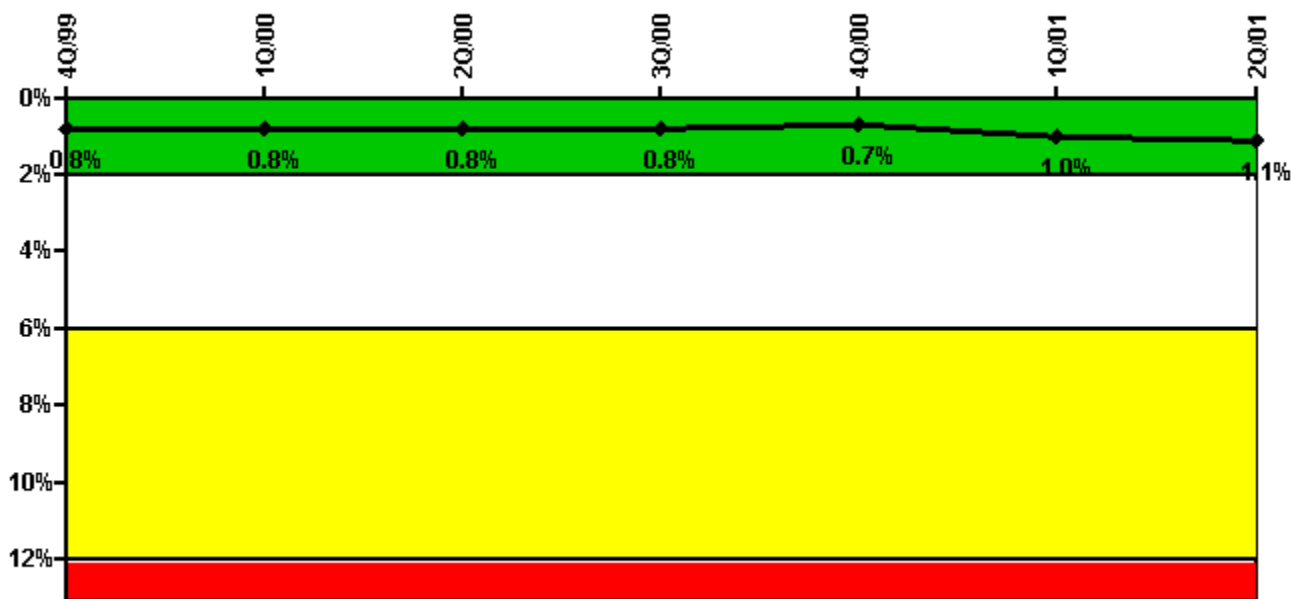
1Q/01: An old design error was identified in the 4Q2000 (LER 1-00-04) on a support system (service water pumps), which resulted in reporting 299.33 hours of unplanned unavailability on the 4Q2000 report. These hours resulted in exceeding the Green/White threshold for SI system and placing AFW and RHR on or near the threshold. Additional unavailability hours during 1Q2001 from unreported RHR hours and additional unavailability hours for support system (service water pumps) resulted in the AFW and RHR threshold color change from Green to White. New comment: Planned unavailable hours for 4Q98 through 1Q01 were revised to include additional testing hours identified as a result of an internal review of performance indicator data. Change did not result in a threshold color change.

4Q/00: An old design error was identified in the 4Q2000 (LER 1-00-04) on a support system (service water pumps). Due to bearing water supply to the pumps being unqualified, the pumps were administratively declared inoperable. Having all three pumps inoperable, caused us to enter into Technical Specifications 3.0.c. A Notice Of Enforcement Discretion (NOED) was requested and granted to allow continued operation until a qualified bearing water system could be installed. In particular, qualification of the bearing water supply was lacking with respect to two initiating events: (1) LOOP, and (2) seismic event. Compensatory measures were put in place to increase the likelihood that the bearing water would be supplied in the event of a LOOP or seismic event (during the period of the NOED). At this time, we are conservatively including 299.33

hours of unplanned unavailability to this mitigating system. An FAQ has been submitted to request clarification on reporting requirements for this event. New Comment (4/23/01) Change resulted in addition of 0.33 hours of unavailability time to Train 1 for 4Q00 as a result of review/discussion with other utility. This change did not result in a threshold color change. New Comment (7/18/01) Revised the unplanned unavailability hours reported for 4Q2000 based on approval of FAQ 278 on 7/12/2001. This change resulted in a color change from WHITE to GREEN.

4Q/00: An old design error was identified in the 4Q2000 (LER 1-00-04) on a support system (service water pumps). Due to bearing water supply to the pumps being unqualified, the pumps were administratively declared inoperable. Having all three pumps inoperable, caused us to enter into Technical Specifications 3.0.c. A Notice Of Enforcement Discretion (NOED) was requested and granted to allow continued operation until a qualified bearing water system could be installed. In particular, qualification of the bearing water supply was lacking with respect to two initiating events: (1) LOOP, and (2) seismic event. Compensatory measures were put in place to increase the likelihood that the bearing water would be supplied in the event of a LOOP or seismic event (during the period of the NOED). At this time, we are conservatively including 299.33 hours of unplanned unavailability to this mitigating system. An FAQ has been submitted to request clarification on reporting requirements for this event. New Comment (4/23/01) Change resulted in addition of 0.33 hours of unavailability time to Train 1 for 4Q00 as a result of review/discussion with other utility. This change did not result in a threshold color change. New Comment (7/18/01) Revised the unplanned unavailability hours reported for 4Q2000 based on approval of FAQ 278 on 7/12/2001. This change resulted in a color change from WHITE to GREEN.

Safety System Unavailability, Heat Removal System (AFW)



Thresholds: White > 2.0% Yellow > 6.0% Red > 12.0%

Notes

Safety System Unavailability, Heat Removal System (AFW)	4Q/99	1Q/00	2Q/00	3Q/00	4Q/00	1Q/01	2Q/01
Train 1							
Planned unavailable hours	4.22	13.04	8.75	8.63	7.01	145.70	8.79
Unplanned unavailable hours	0	44.05	11.37	0	4.50	0	0
Fault exposure hours	0	0	0	0	0	0	0
Effective Reset hours	0	0	0	0	0	0	0
Required hours	2209.00	2184.00	1257.14	2208.00	2209.00	2160.00	1560.70
Train 2							
Planned unavailable hours	5.40	5.72	7.16	7.69	32.85	15.27	13.75

Unplanned unavailable hours	0	0	0.58	0	7.50	0	8.50
Fault exposure hours	0	0	0	0	0	0	0
Effective Reset hours	0	0	0	0	0	0	0
Required hours	2209.00	2184.00	1257.14	2208.00	2209.00	2160.00	1560.70
Indicator value	0.8%	0.8%	0.8%	0.8%	0.7%	1.0%	1.1%

Licensee Comments:

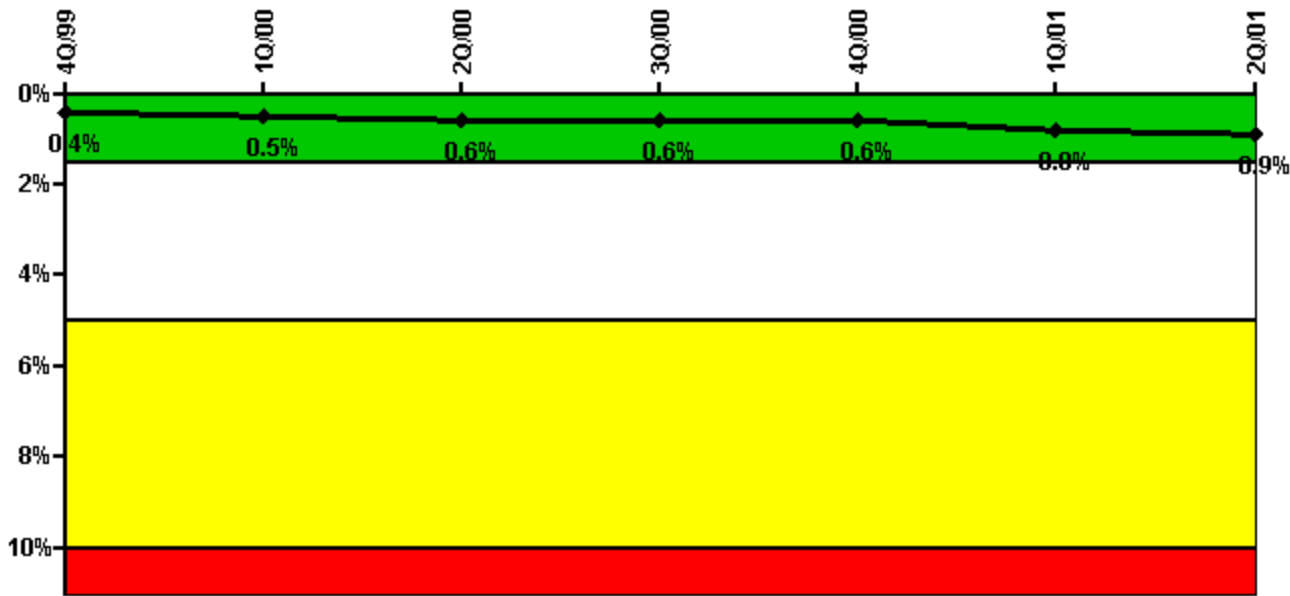
1Q/01: An old design error was identified in the 4Q2000 (LER 1-00-04) on a support system (service water pumps), which resulted in reporting 299.33 hours of unplanned unavailability on the 4Q2000 report. These hours resulted in exceeding the Green/White threshold for SI system and placing AFW and RHR on or near the threshold. Additional unavailability hours during 1Q2001 from unreported RHR hours and additional unavailability hours for support system (service water pumps) resulted in the AFW and RHR threshold color change from Green to White. New comment: Planned unavailable hours for 4Q98 through 1Q01 were revised to include additional testing hours identified as a result of an internal review of performance indicator data. Change did not result in a threshold color change.

4Q/00: An old design error was identified in the 4Q2000 (LER 1-00-04) on a support system (service water pumps). Due to bearing water supply to the pumps being unqualified, the pumps were administratively declared inoperable. Having all three pumps inoperable, caused us to enter into Technical Specifications 3.0.c. A Notice Of Enforcement Discretion (NOED) was requested and granted to allow continued operation until a qualified bearing water system could be installed. In particular, qualification of the bearing water supply was lacking with respect to two initiating events: (1) LOOP, and (2) seismic event. Compensatory measures were put in place to increase the likelihood that the bearing water would be supplied in the event of a LOOP or seismic event (during the period of the NOED). At this time, we are conservatively including 299.33 hours of unplanned unavailability to this mitigating system. An FAQ has been submitted to request clarification on reporting requirements for this event. New Comment (7/18/01) Revised the unplanned unavailability hours reported for 4Q2000 based on approval of FAQ 278 on 7/12/2001. This change resulted in a color change from WHITE to GREEN.

4Q/00: An old design error was identified in the 4Q2000 (LER 1-00-04) on a support system (service water pumps). Due to bearing water supply to the pumps being unqualified, the pumps were administratively declared inoperable. Having all three pumps inoperable, caused us to enter into Technical Specifications 3.0.c. A Notice Of Enforcement Discretion (NOED) was requested and granted to allow continued operation until a qualified bearing water system could be installed. In particular, qualification of the bearing water supply was lacking with respect to two initiating events: (1) LOOP, and (2) seismic event. Compensatory measures were put in place to increase the likelihood that the bearing water would be supplied in the event of a LOOP or seismic event (during the period of the NOED). At this time, we are conservatively including 299.33 hours of unplanned unavailability to this mitigating system. An FAQ has been submitted to request clarification on reporting requirements for this event. New Comment (7/18/01) Revised the unplanned unavailability hours reported for 4Q2000 based on approval of FAQ 278 on 7/12/2001. This change resulted in a color change from WHITE to GREEN.

4Q/99: On the 10/14/99 submittal, the planned unavailable hours for Train 2 for 10/1999 was 1.15 and should have been 1.97. The data entry on the 12/14/99 submittal did include the correct number of planned unavailable hours.

Safety System Unavailability, Residual Heat Removal System



Thresholds: White > 1.5% Yellow > 5.0% Red > 10.0%

Notes

Safety System Unavailability, Residual Heat Removal System	4Q/99	1Q/00	2Q/00	3Q/00	4Q/00	1Q/01	2Q/01
Train 1							
Planned unavailable hours	3.95	8.95	33.84	13.00	14.34	140.23	10.18
Unplanned unavailable hours	0	0	14.07	0	27.92	0	0
Fault exposure hours	0	0	0	0	0	0	0
Effective Reset hours	0	0	0	0	0	0	0
Required hours	2209.00	2184.00	2057.75	2208.00	2209.00	2160.00	2183.00
Train 2							
Planned unavailable hours	3.81	1.13	21.20	18.60	0.93	1.15	19.83
Unplanned unavailable hours	0	0	0.35	0	7.50	0	23.03
Fault exposure hours	0	0	0	0	0	0	0
Effective Reset hours	0	0	0	0	0	0	0
Required hours	2209.00	2184.00	2057.75	2208.00	2209.00	2160.00	2183.00
Indicator value	0.4%	0.5%	0.6%	0.6%	0.6%	0.8%	0.9%

Licensee Comments:

1Q/01: An old design error was identified in the 4Q2000 (LER 1-00-04) on a support system (service water pumps), which resulted in reporting 299.33 hours of unplanned unavailability on the 4Q2000 report. These hours resulted in exceeding the Green/White threshold for SI system and placing AFW and RHR on or near the threshold. Additional unavailability hours during 1Q2001 from unreported RHR hours and additional unavailability hours for support system (service water pumps) resulted in the AFW and RHR threshold color change from Green to White. New comment: Planned unavailable hours for 4Q98 through 1Q01 were revised to include additional testing hours identified as a result of an internal review of performance indicator data. Change did not result in a threshold color change.

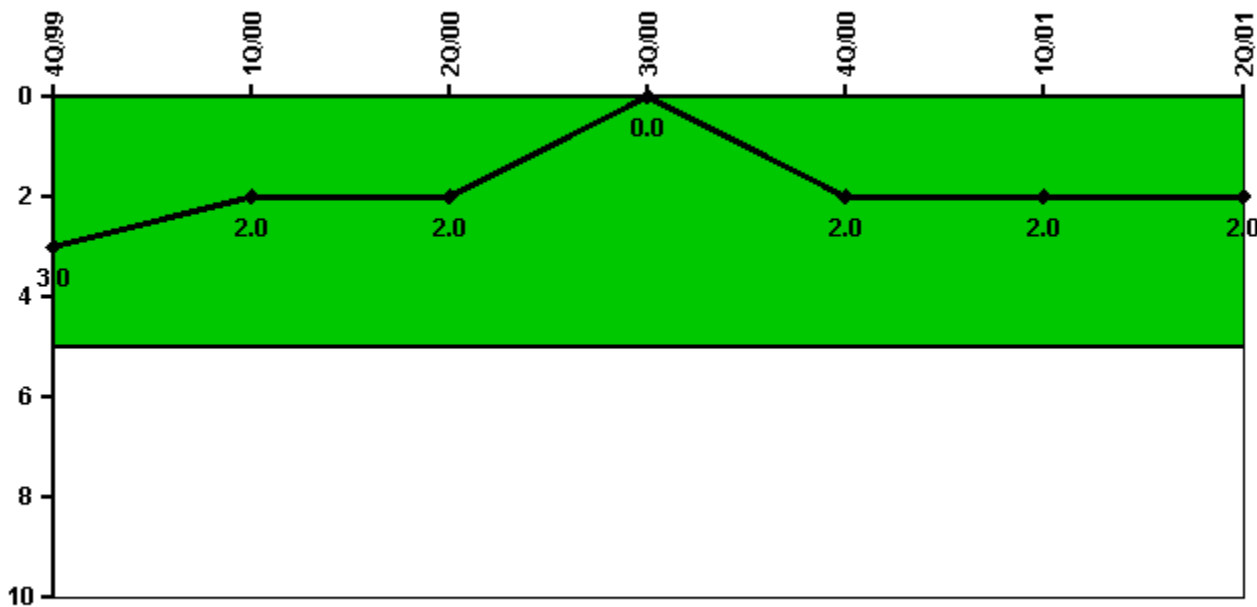
4Q/00: An old design error was identified in the 4Q2000 (LER 1-00-04) on a support system (service water pumps). Due to bearing water supply to the pumps being unqualified, the pumps were administratively declared inoperable. Having all three pumps inoperable, caused us to enter into Technical Specifications 3.0.c. A Notice Of Enforcement Discretion (NOED) was requested and granted to allow continued operation until a qualified bearing water system could be installed. In particular, qualification of the bearing water supply was lacking with respect to two initiating events: (1) LOOP, and (2) seismic event. Compensatory measures were put in place to increase the likelihood that the bearing water would be supplied in the event of a LOOP or seismic event (during the period of the NOED). At this time, we are conservatively including 299.33

hours of unplanned unavailability to this mitigating system. An FAQ has been submitted to request clarification on reporting requirements for this event. New Comment (7/18/01) Revised the unplanned unavailability hours reported for 4Q2000 based on approval of FAQ 278 on 7/12/2001. This change resulted in a color change from WHITE to GREEN.

4Q/00: An old design error was identified in the 4Q2000 (LER 1-00-04) on a support system (service water pumps). Due to bearing water supply to the pumps being unqualified, the pumps were administratively declared inoperable. Having all three pumps inoperable, caused us to enter into Technical Specifications 3.0.c. A Notice Of Enforcement Discretion (NOED) was requested and granted to allow continued operation until a qualified bearing water system could be installed. In particular, qualification of the bearing water supply was lacking with respect to two initiating events: (1) LOOP, and (2) seismic event. Compensatory measures were put in place to increase the likelihood that the bearing water would be supplied in the event of a LOOP or seismic event (during the period of the NOED). At this time, we are conservatively including 299.33 hours of unplanned unavailability to this mitigating system. An FAQ has been submitted to request clarification on reporting requirements for this event. New Comment (7/18/01) Revised the unplanned unavailability hours reported for 4Q2000 based on approval of FAQ 278 on 7/12/2001. This change resulted in a color change from WHITE to GREEN.

2Q/00: The RHR unavailability hours reported in 1Q97 and 2Q2000 (Train 1) and 4Q98 (Train 2) were revised. The pump was declared out of service while preventive maintenance was performed on it's power supply bus. Per guidance provided in FAQ 145, this out of service time is not counted as unavailability time since the refueling pool was flooded as allowed by technical specifications. This change did not result in a threshold color change. the indicator remains Green. New comment (3/8/2001) The planned unavailable hours for 2Q2000 were revised to include previously unreported hours, resulting in a color change from Green to White.

Safety System Functional Failures (PWR)



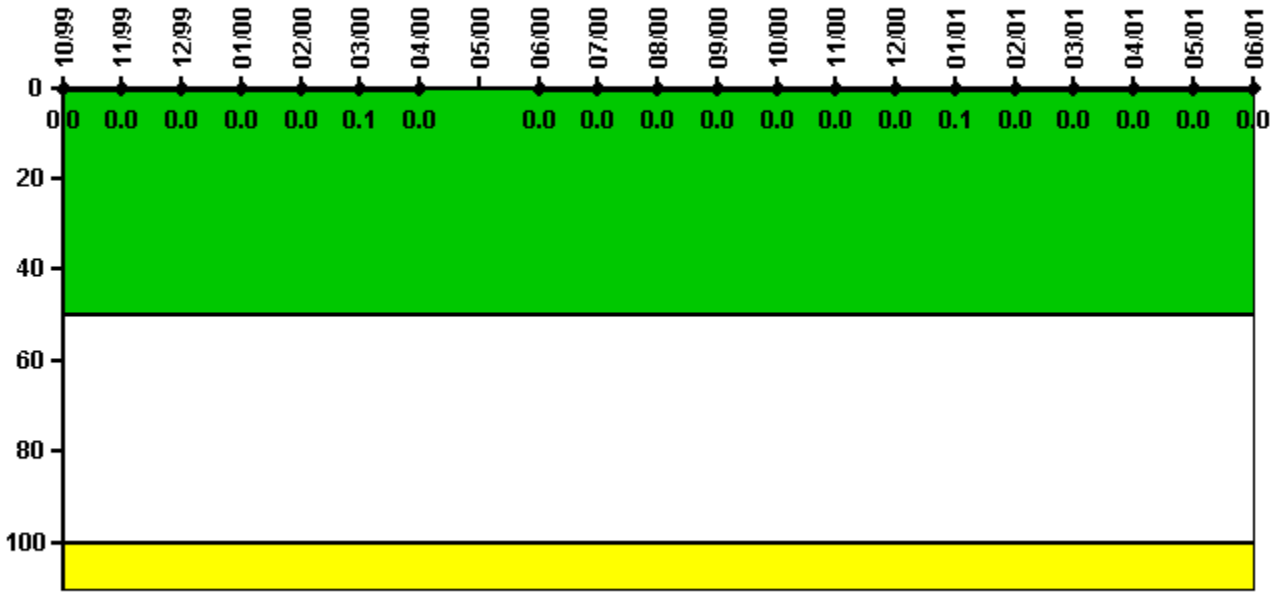
Thresholds: White > 5.0

Notes

Safety System Functional Failures (PWR)	4Q/99	1Q/00	2Q/00	3Q/00	4Q/00	1Q/01	2Q/01
Safety System Functional Failures	0	0	0	0	2	0	0
Indicator value	3	2	2	0	2	2	2

Licensee Comments: none

Reactor Coolant System Activity



Thresholds: White > 50.0 Yellow > 100.0

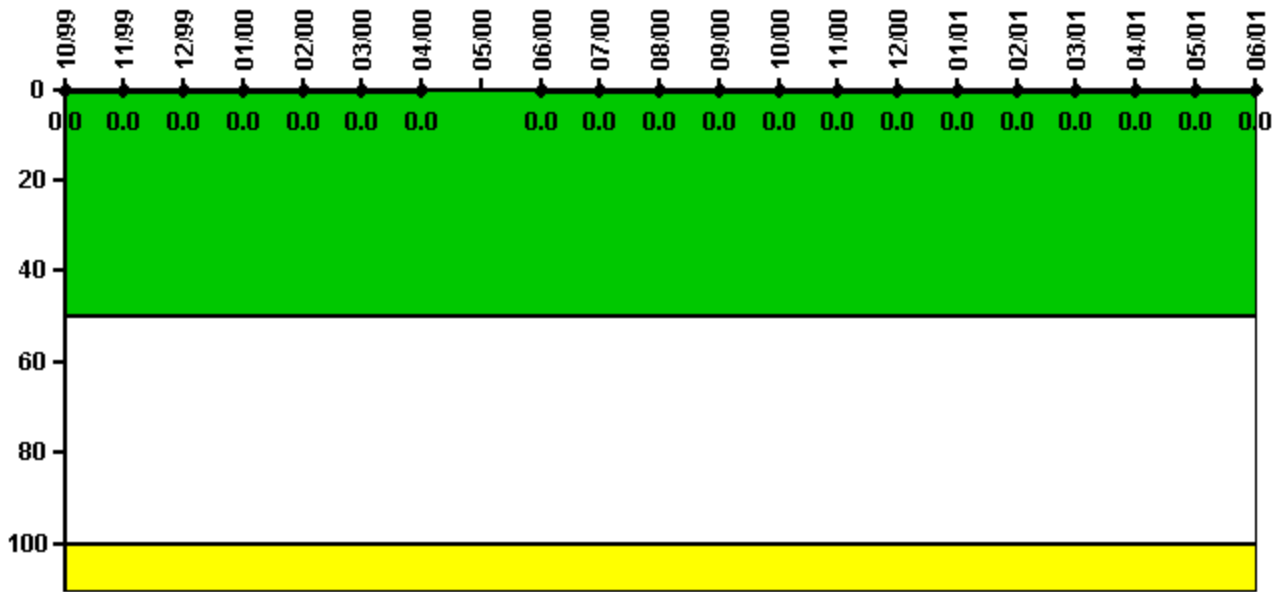
Notes

Reactor Coolant System Activity	10/99	11/99	12/99	1/00	2/00	3/00	4/00	5/00	6/00	7/00	8/00	9/00
Maximum activity	0.000410	0.000430	0.000470	0.000470	0.000480	0.000500	0.000480	N/A	0.000230	0.000260	0.000390	0.000280
Technical specification limit	1.0	1.0	1.0	1.0	1.0	1.0	1.0	1.0	1.0	1.0	1.0	1.0
Indicator value	0	0	0	0	0	0.1	0	N/A	0	0	0	0

Reactor Coolant System Activity	10/00	11/00	12/00	1/01	2/01	3/01	4/01	5/01	6/01
Maximum activity	0.000300	0.000320	0.000390	0.000700	0.000360	0.000350	0.000370	0.000370	0.000370
Technical specification limit	1.0	1.0	1.0	1.0	1.0	1.0	1.0	1.0	1.0
Indicator value	0	0	0	0.1	0	0	0	0	0

Licensee Comments: none

Reactor Coolant System Leakage



Thresholds: White > 50.0 Yellow > 100.0

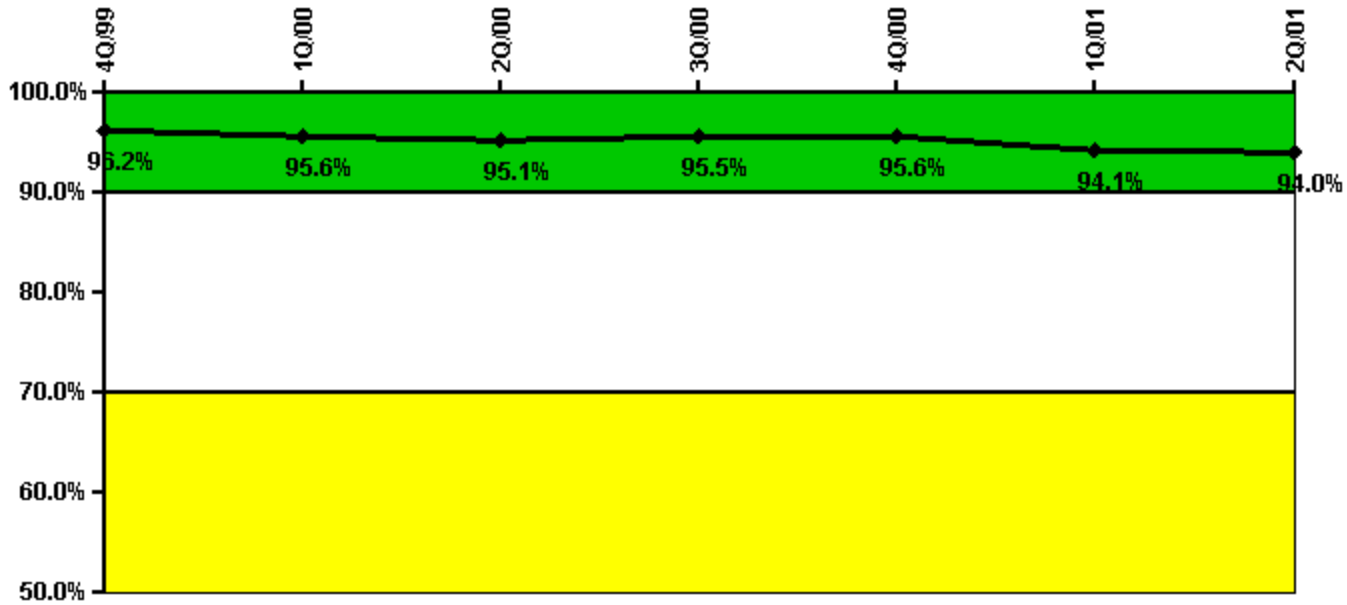
Notes

Reactor Coolant System Leakage	10/99	11/99	12/99	1/00	2/00	3/00	4/00	5/00	6/00	7/00	8/00	9/00
Maximum leakage	0	0	0	0	0	0	0	N/A	0	0	0	0
Technical specification limit	10.0	10.0	10.0	10.0	10.0	10.0	10.0	10.0	10.0	10.0	10.0	10.0
Indicator value	0	0	0	0	0	0	0	N/A	0	0	0	0

Reactor Coolant System Leakage	10/00	11/00	12/00	1/01	2/01	3/01	4/01	5/01	6/01
Maximum leakage	0	0	0	0	0	0	0	0	0
Technical specification limit	10.0	10.0	10.0	10.0	10.0	10.0	10.0	10.0	10.0
Indicator value	0	0	0	0	0	0	0	0	0

Licensee Comments: none

Drill/Exercise Performance



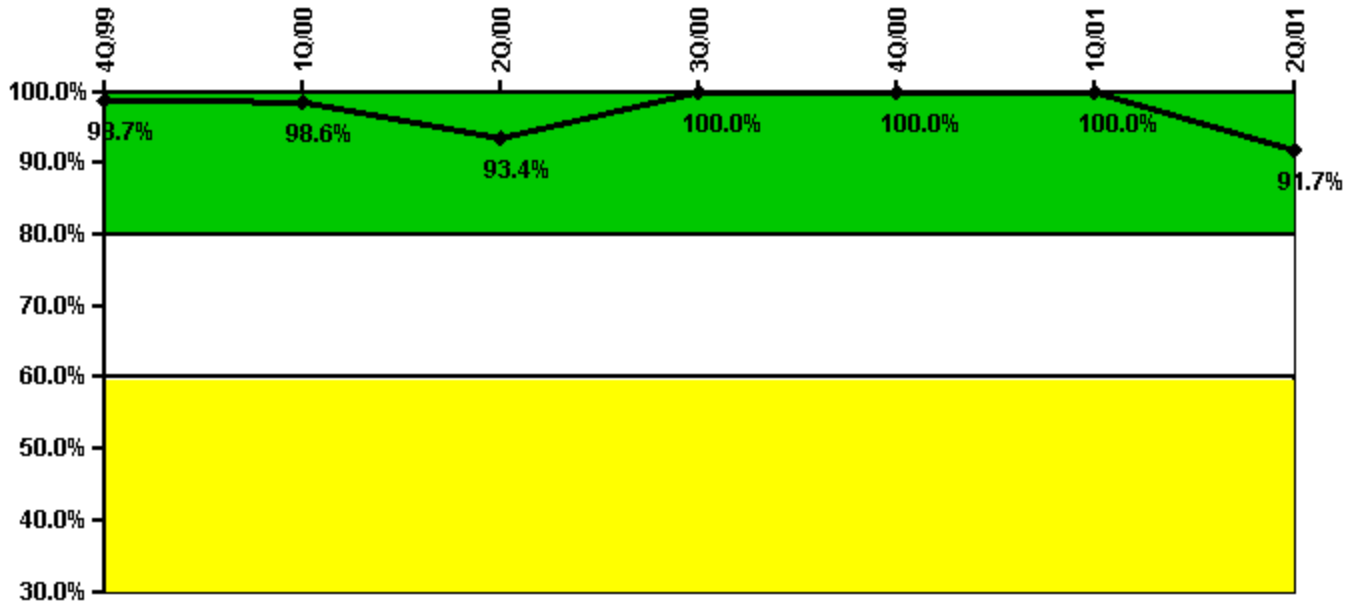
Thresholds: White < 90.0% Yellow < 70.0%

Notes

Drill/Exercise Performance	4Q/99	1Q/00	2Q/00	3Q/00	4Q/00	1Q/01	2Q/01
Successful opportunities	65.0	12.0	2.0	45.0	31.0	41.0	8.0
Total opportunities	68.0	14.0	2.0	47.0	33.0	47.0	8.0
Indicator value	96.2%	95.6%	95.1%	95.5%	95.6%	94.1%	94.0%

Licensee Comments: none

ERO Drill Participation



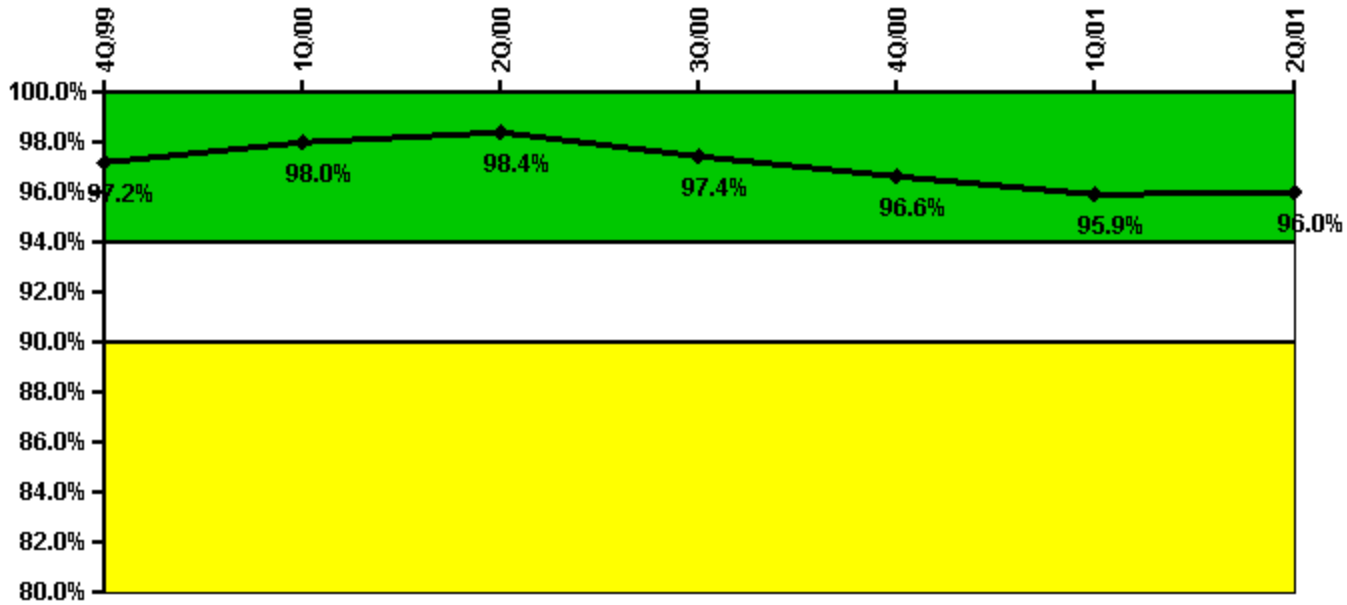
Thresholds: White < 80.0% Yellow < 60.0%

Notes

ERO Drill Participation	4Q/99	1Q/00	2Q/00	3Q/00	4Q/00	1Q/01	2Q/01
Participating Key personnel	76.0	73.0	71.0	69.0	71.0	68.0	66.0
Total Key personnel	77.0	74.0	76.0	69.0	71.0	68.0	72.0
Indicator value	98.7%	98.6%	93.4%	100.0%	100.0%	100.0%	91.7%

Licensee Comments: none

Alert & Notification System



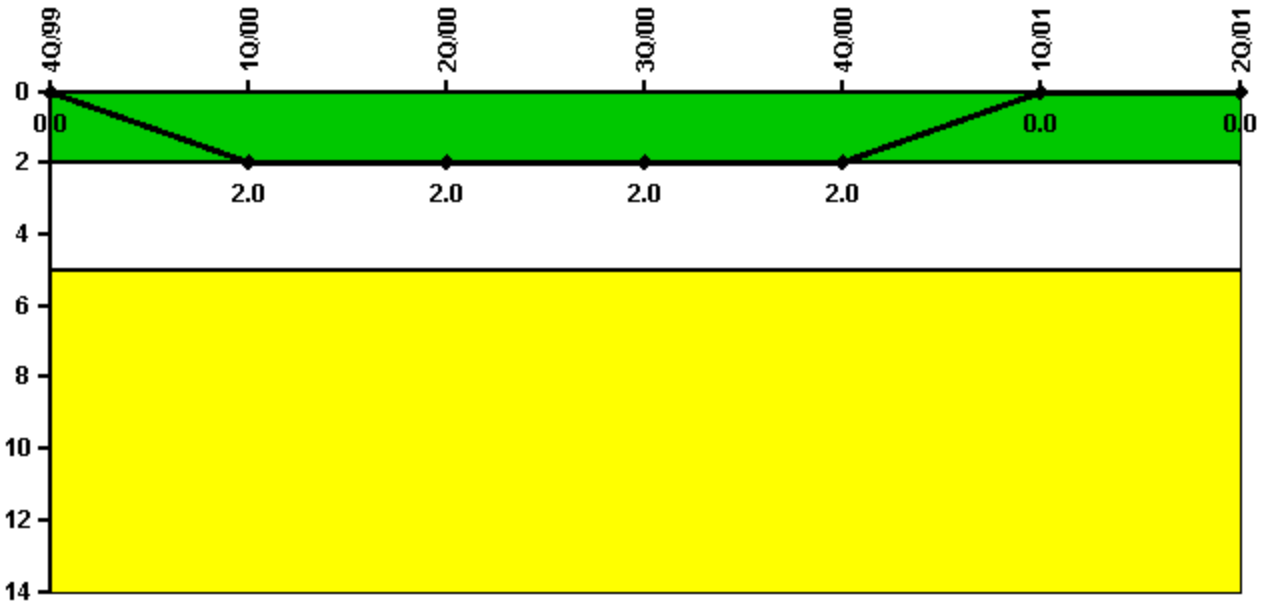
Thresholds: White < 94.0% Yellow < 90.0%

Notes

Alert & Notification System	4Q/99	1Q/00	2Q/00	3Q/00	4Q/00	1Q/01	2Q/01
Successful siren-tests	312	308	306	290	302	299	307
Total sirens-tests	312	312	312	312	312	312	312
Indicator value	97.2%	98.0%	98.4%	97.4%	96.6%	95.9%	96.0%

Licensee Comments: none

Occupational Exposure Control Effectiveness



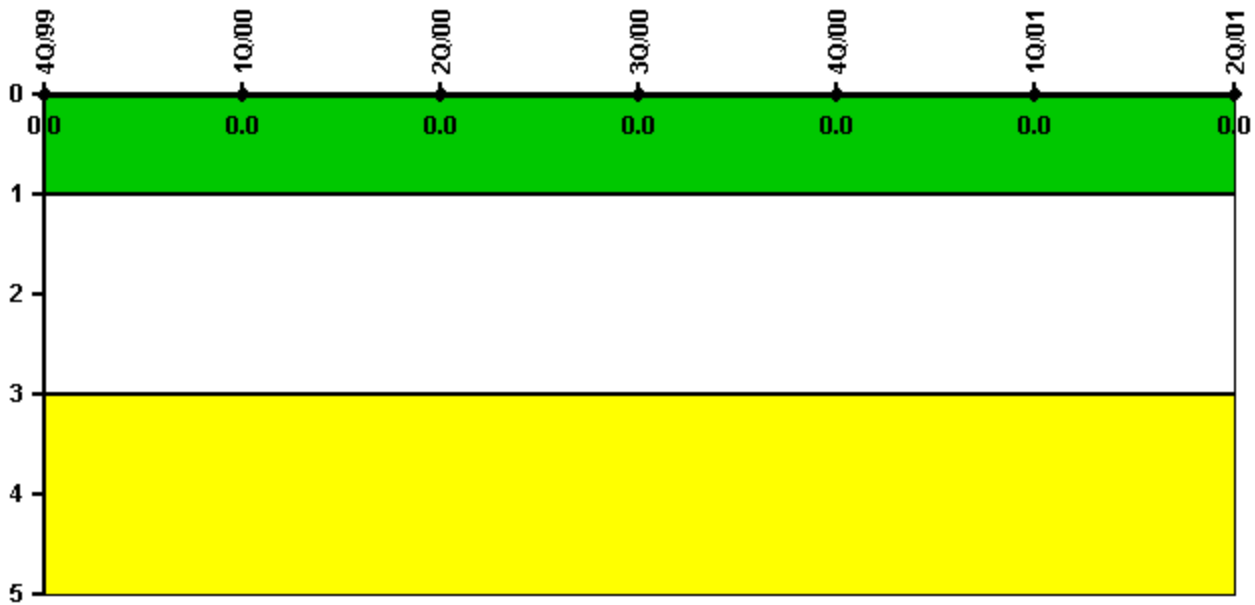
Thresholds: White > 2.0 Yellow > 5.0

Notes

Occupational Exposure Control Effectiveness	4Q/99	1Q/00	2Q/00	3Q/00	4Q/00	1Q/01	2Q/01
High radiation area occurrences	0	2	0	0	0	0	0
Very high radiation area occurrences	0	0	0	0	0	0	0
Unintended exposure occurrences	0	0	0	0	0	0	0
Indicator value	0	2	2	2	2	0	0

Licensee Comments: none

RETS/ODCM Radiological Effluent



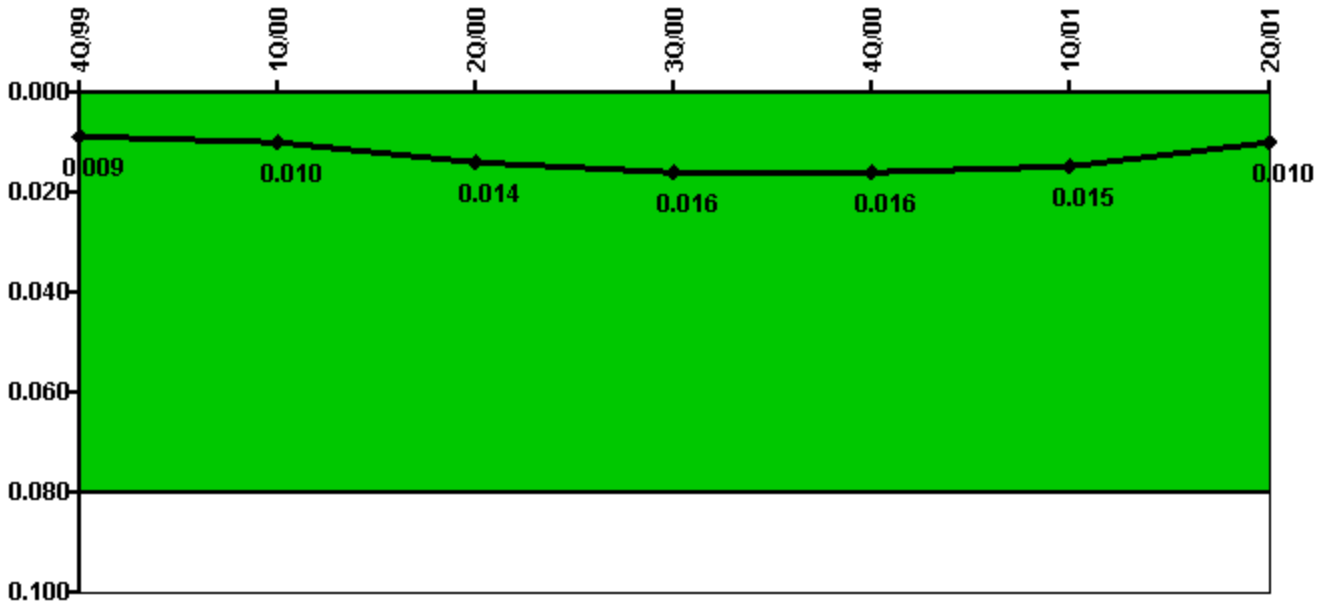
Thresholds: White > 1.0 Yellow > 3.0

Notes

RETS/ODCM Radiological Effluent	4Q/99	1Q/00	2Q/00	3Q/00	4Q/00	1Q/01	2Q/01
RETS/ODCM occurrences	0	0	0	0	0	0	0
Indicator value	0	0	0	0	0	0	0

Licensee Comments: none

Protected Area Security Performance Index



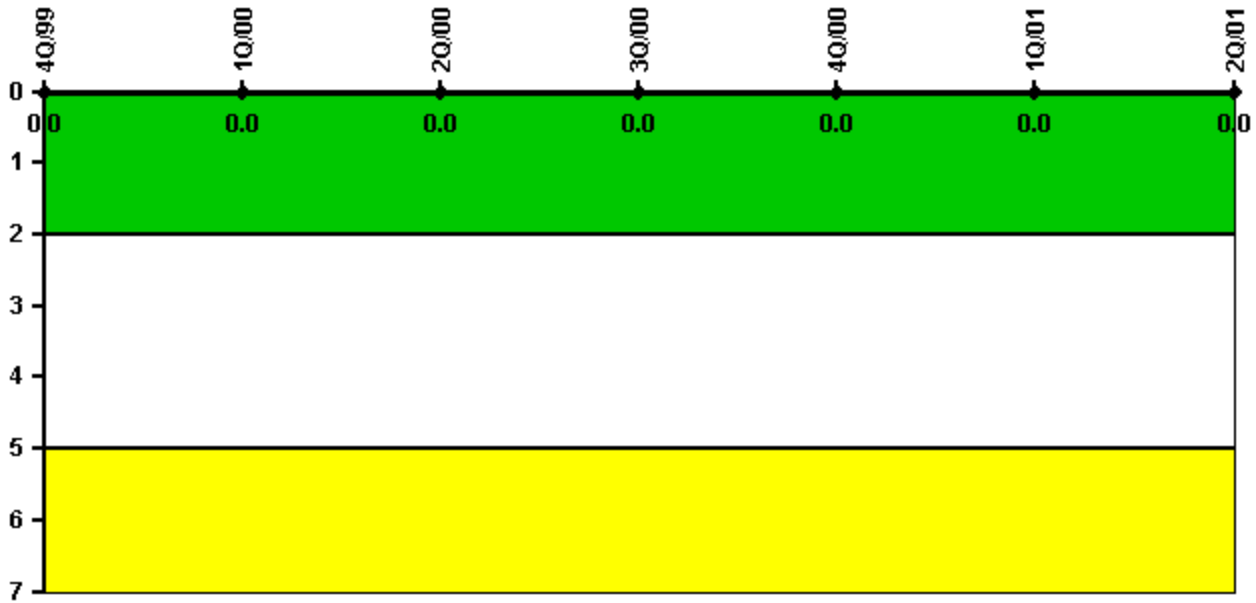
Thresholds: White > 0.080

Notes

Protected Area Security Performance Index	4Q/99	1Q/00	2Q/00	3Q/00	4Q/00	1Q/01	2Q/01
IDS compensatory hours	7.10	37.03	155.08	112.69	11.89	18.89	55.99
CCTV compensatory hours	0	0	0	0	0	0	0
IDS normalization factor	1.10	1.10	1.10	1.10	1.10	1.10	1.10
CCTV normalization factor	1.0	1.0	1.0	1.0	1.0	1.0	1.0
Index Value	0.009	0.010	0.014	0.016	0.016	0.015	0.010

Licensee Comments: none

Personnel Screening Program



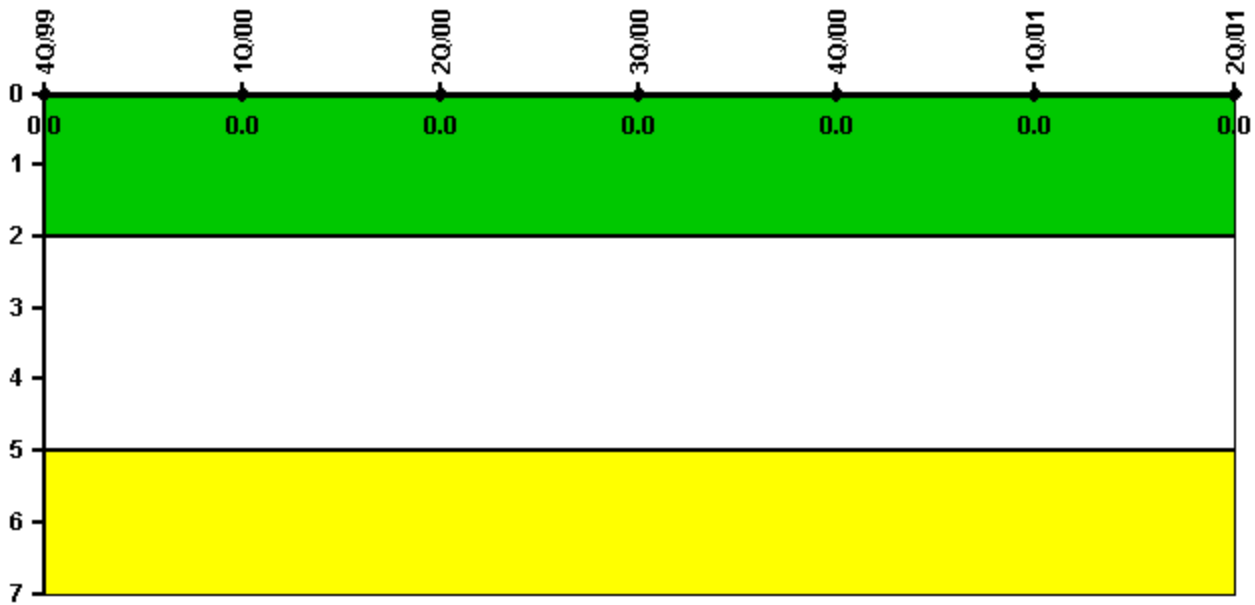
Thresholds: White > 2.0 Yellow > 5.0

Notes

Personnel Screening Program	4Q/99	1Q/00	2Q/00	3Q/00	4Q/00	1Q/01	2Q/01
Program failures	0	0	0	0	0	0	0
Indicator value	0	0	0	0	0	0	0

Licensee Comments: none

FFD/Personnel Reliability



Thresholds: White > 2.0 Yellow > 5.0

Notes

FFD/Personnel Reliability	4Q/99	1Q/00	2Q/00	3Q/00	4Q/00	1Q/01	2Q/01
Program Failures	0	0	0	0	0	0	0
Indicator value	0	0	0	0	0	0	0

Licensee Comments: none

▲ [PI Summary](#) | [Inspection Findings Summary](#) | [Action Matrix Summary](#) | [Reactor Oversight Process](#)

Last Modified: March 27, 2002