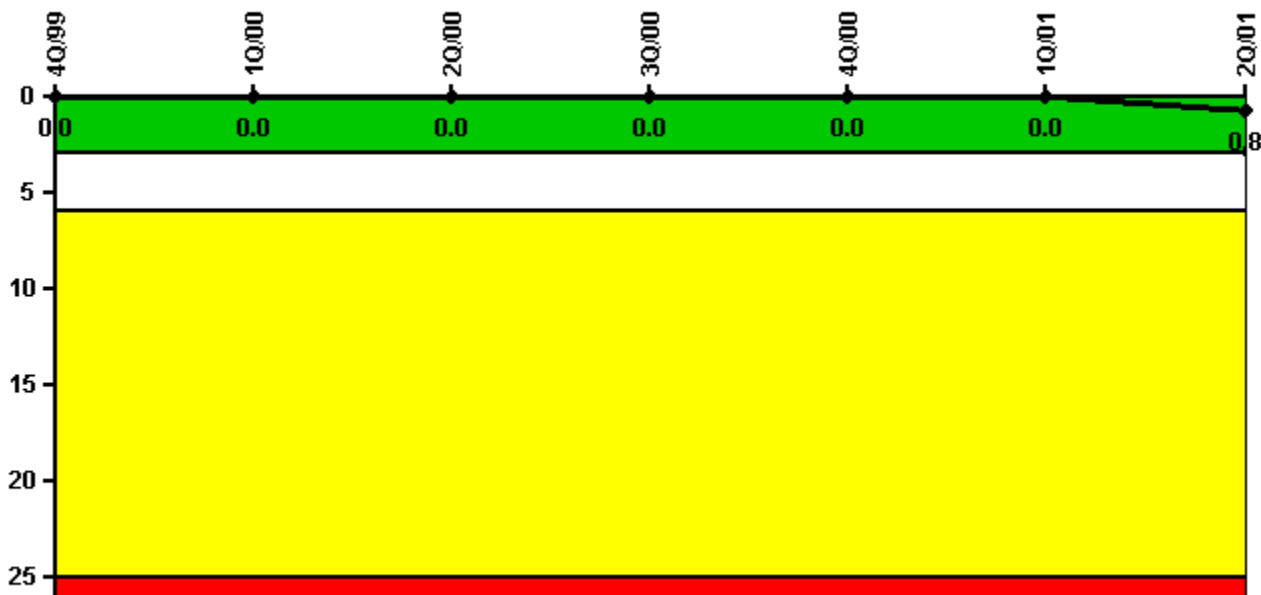


### Palo Verde 3

#### 2Q/2001 Performance Indicators

Licensee's General Comments: none

#### Unplanned Scrams per 7000 Critical Hrs



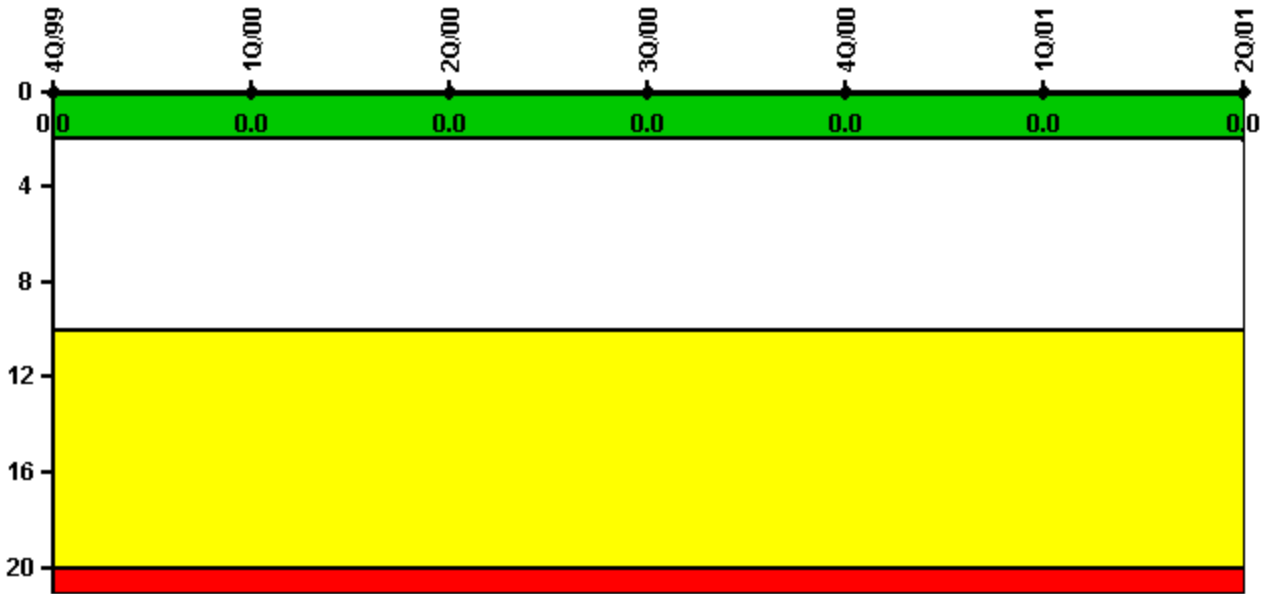
Thresholds: White > 3.0 Yellow > 6.0 Red > 25.0

#### Notes

| Unplanned Scrams per 7000 Critical Hrs | 4Q/99    | 1Q/00    | 2Q/00    | 3Q/00    | 4Q/00    | 1Q/01    | 2Q/01      |
|--|----------|----------|----------|----------|----------|----------|------------|
| Unplanned scrams                       | 0        | 0        | 0        | 0        | 0        | 0        | 1.0        |
| Critical hours                         | 2208.0   | 2184.0   | 1461.5   | 2131.3   | 2164.8   | 1880.5   | 2133.5     |
|  |          |          |          |          |          |          |            |
| <b>Indicator value</b>                 | <b>0</b> | <b>0</b> | <b>0</b> | <b>0</b> | <b>0</b> | <b>0</b> | <b>0.8</b> |

Licensee Comments: none

### Scrams with Loss of Normal Heat Removal



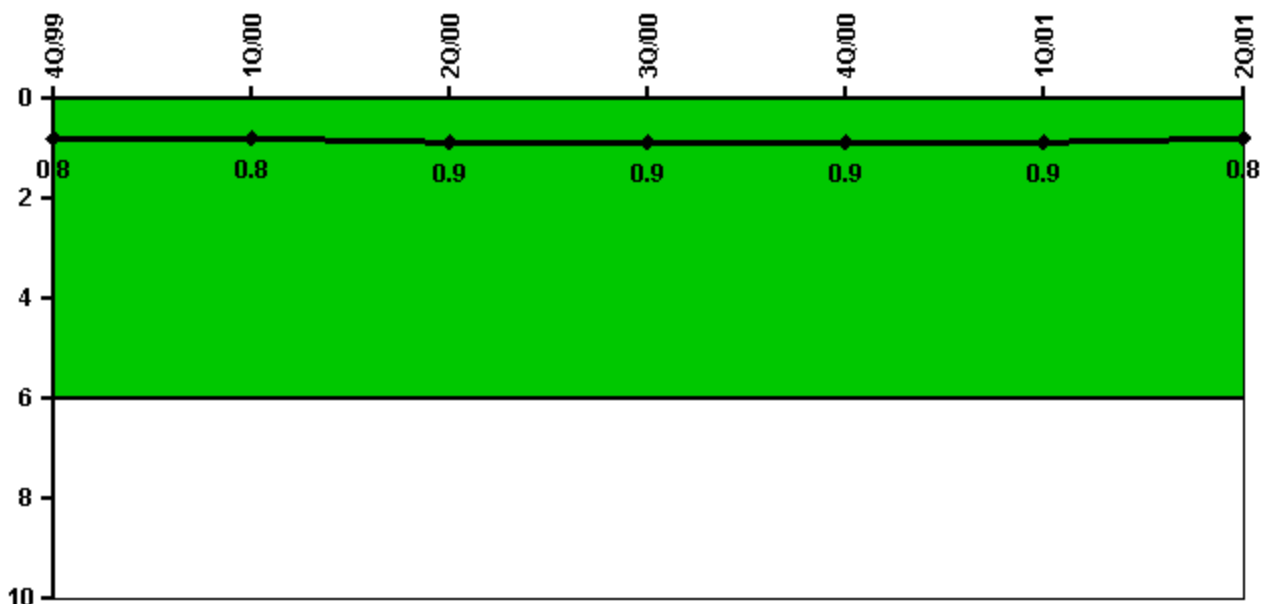
Thresholds: White > 2.0 Yellow > 10.0 Red > 20.0

#### Notes

| Scrams with Loss of Normal Heat Removal | 4Q/99 | 1Q/00 | 2Q/00 | 3Q/00 | 4Q/00 | 1Q/01 | 2Q/01 |
|---|-------|-------|-------|-------|-------|-------|-------|
| Scrams                                  | 0     | 0     | 0     | 0     | 0     | 0     | 0     |
| Indicator value                         | 0     | 0     | 0     | 0     | 0     | 0     | 0     |

Licensee Comments: none

### Unplanned Power Changes per 7000 Critical Hrs



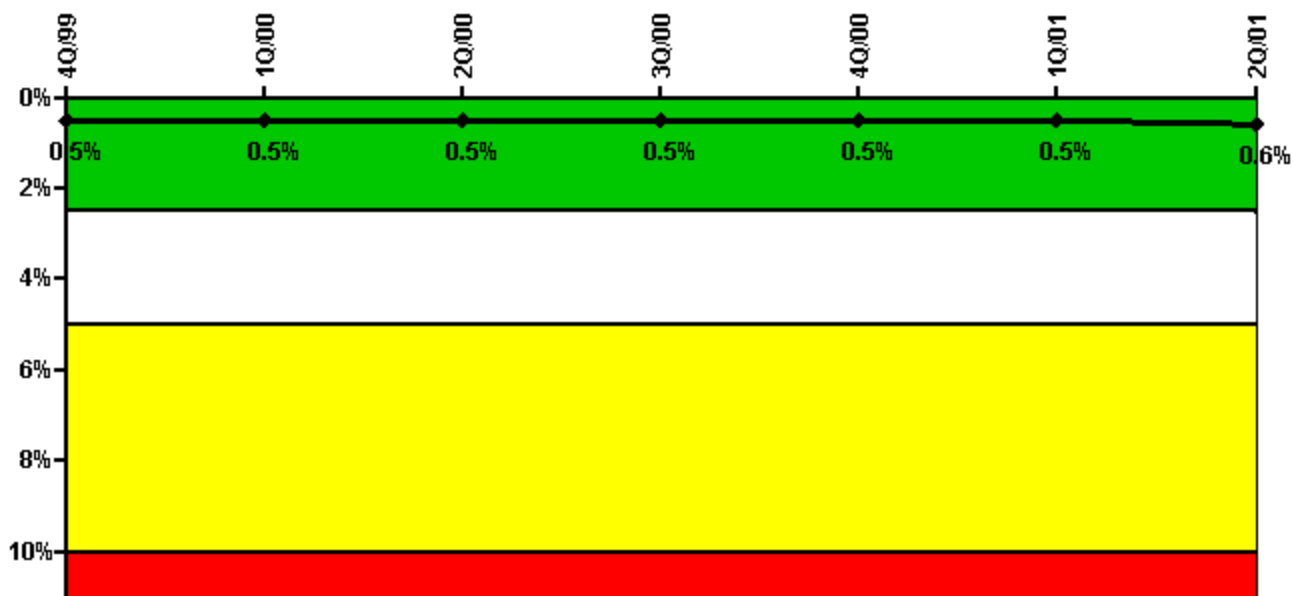
Thresholds: White > 6.0

#### Notes

| Unplanned Power Changes per 7000 Critical Hrs | 4Q/99  | 1Q/00  | 2Q/00  | 3Q/00  | 4Q/00  | 1Q/01  | 2Q/01  |
|---|--------|--------|--------|--------|--------|--------|--------|
| Unplanned power changes                       | 0      | 0      | 0      | 1.0    | 0      | 0      | 0      |
| Critical hours                                | 2208.0 | 2184.0 | 1461.5 | 2131.3 | 2164.8 | 1880.5 | 2133.5 |
| Indicator value                               | 0.8    | 0.8    | 0.9    | 0.9    | 0.9    | 0.9    | 0.8    |

Licensee Comments: none

### Safety System Unavailability, Emergency AC Power



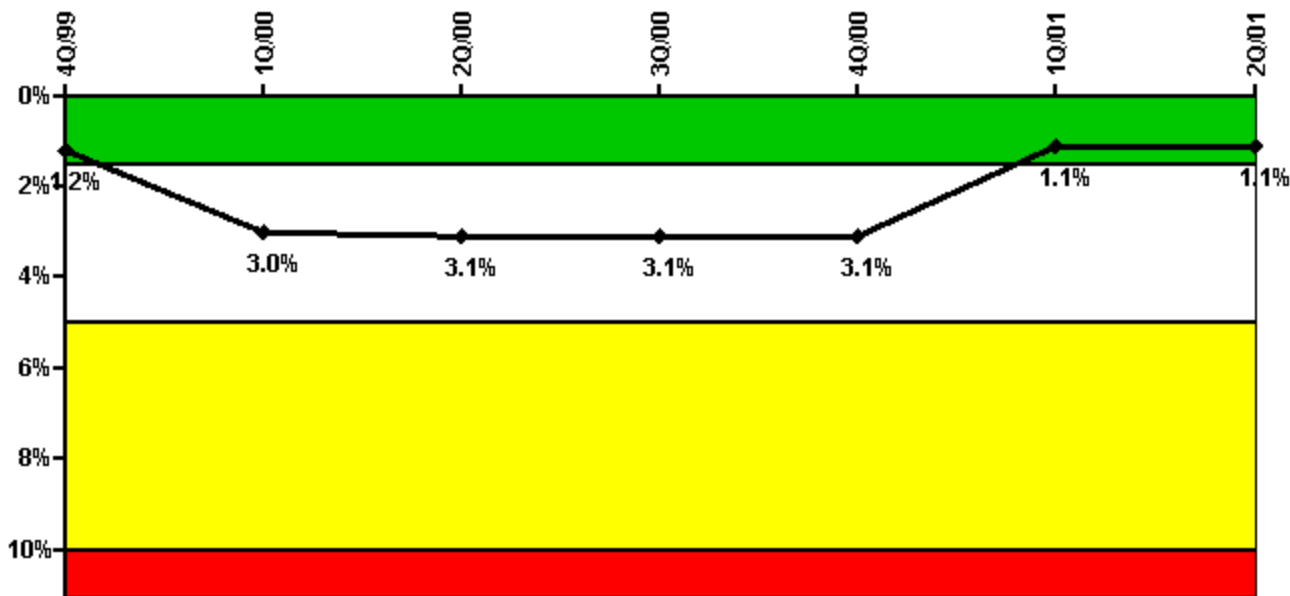
Thresholds: White > 2.5% Yellow > 5.0% Red > 10.0%

#### Notes

| Safety System Unavailability, Emergency AC Power | 4Q/99       | 1Q/00       | 2Q/00       | 3Q/00       | 4Q/00       | 1Q/01       | 2Q/01       |
|--|-------------|-------------|-------------|-------------|-------------|-------------|-------------|
| <b>Train 1</b>                                   |             |             |             |             |             |             |             |
| Planned unavailable hours                        | 0           | 0           | 0.35        | 24.97       | 0           | 21.30       | 0           |
| Unplanned unavailable hours                      | 2.22        | 0           | 0           | 0           | 0           | 8.88        | 0           |
| Fault exposure hours                             | 0           | 0           | 0           | 0           | 0           | 0           | 0           |
| Effective Reset hours                            | 0           | 0           | 0           | 0           | 0           | 0           | 0           |
| Required hours                                   | 2208.00     | 2184.00     | 2184.00     | 2208.00     | 2208.00     | 2160.00     | 2184.00     |
| <b>Train 2</b>                                   |             |             |             |             |             |             |             |
| Planned unavailable hours                        | 0           | 13.72       | 15.08       | 0           | 0           | 0           | 54.20       |
| Unplanned unavailable hours                      | 0           | 1.01        | 0           | 0           | 0           | 0           | 0           |
| Fault exposure hours                             | 0           | 0           | 0           | 0           | 0           | 0           | 0           |
| Effective Reset hours                            | 0           | 0           | 0           | 0           | 0           | 0           | 0           |
| Required hours                                   | 2208.00     | 2184.00     | 2184.00     | 2208.00     | 2208.00     | 2160.00     | 2184.00     |
| <b>Indicator value</b>                           | <b>0.5%</b> | <b>0.5%</b> | <b>0.5%</b> | <b>0.5%</b> | <b>0.5%</b> | <b>0.5%</b> | <b>0.6%</b> |

Licensee Comments: none

### Safety System Unavailability, High Pressure Injection System (HPSI)



Thresholds: White > 1.5% Yellow > 5.0% Red > 10.0%

Notes

| Safety System Unavailability, High Pressure Injection System (HPSI) | 4Q/99       | 1Q/00       | 2Q/00       | 3Q/00       | 4Q/00       | 1Q/01       | 2Q/01       |
|---|-------------|-------------|-------------|-------------|-------------|-------------|-------------|
| <b>Train 1</b>  |             |             |             |             |             |             |             |
| Planned unavailable hours   | 2.30        | 10.25       | 3.40        | 29.71       | 8.72        | 20.68       | 14.36       |
| Unplanned unavailable hours   | 0           | 0           | 0           | 0           | 0           | 0           | 0           |
| Fault exposure hours  | 0           | 0           | 0           | 0           | 0           | 0           | 0           |
| Effective Reset hours   | 0           | 0           | 0           | 0           | 0           | 0           | 0           |
| Required hours  | 2208.00     | 2184.00     | 1461.50     | 2131.25     | 2164.78     | 1880.50     | 2133.52     |
| <b>Train 2</b>  |             |             |             |             |             |             |             |
| Planned unavailable hours   | 34.83       | 9.22        | 21.47       | 1.14        | 43.32       | 2.95        | 22.37       |
| Unplanned unavailable hours   | 0           | 11.47       | 0           | 0           | 0           | 0           | 0           |
| Fault exposure hours  | 0           | 984.14      | 0           | 0           | 0           | 0           | 0           |
| Effective Reset hours   | 0           | 0           | 0           | 0           | 0           | 984.14      | 0           |
| Required hours  | 2208.00     | 2184.00     | 1461.50     | 2131.25     | 2164.78     | 1880.50     | 2133.52     |
| <b>Indicator value</b>  | <b>1.2%</b> | <b>3.0%</b> | <b>3.1%</b> | <b>3.1%</b> | <b>3.1%</b> | <b>1.1%</b> | <b>1.1%</b> |

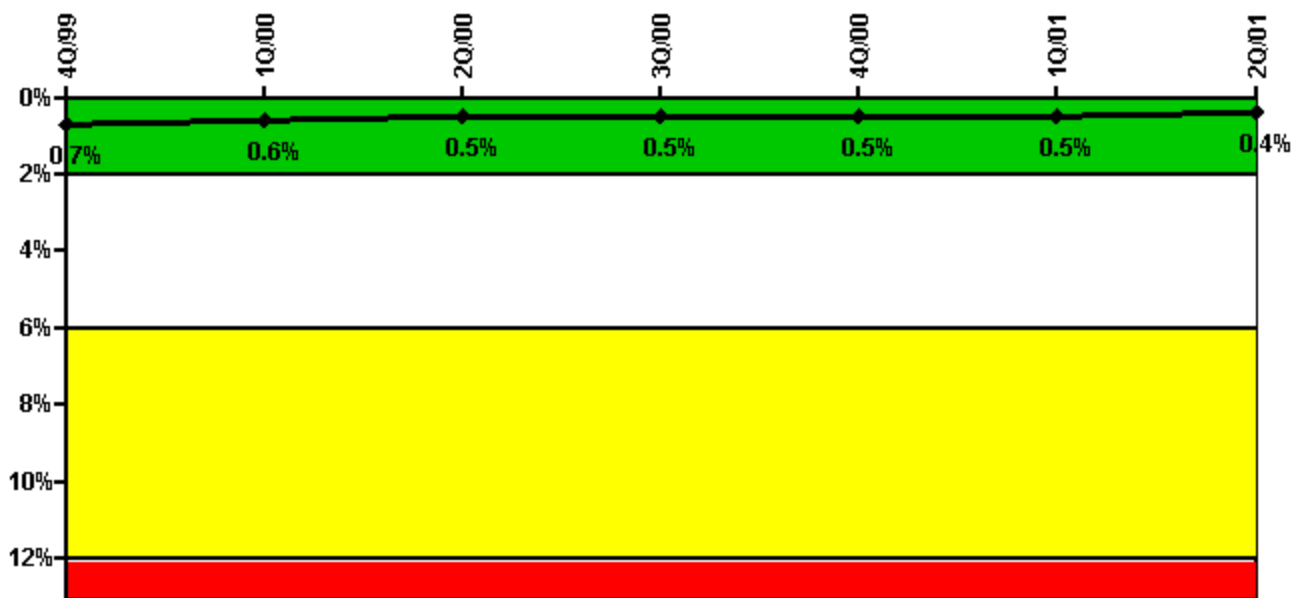
Licensee Comments: none

Effective Reset Comments:

1Q/01: Previously reset hours were reset under the new process.

1Q/98: Previously reset hours were reset under the new process.

### Safety System Unavailability, Heat Removal System (AFW)



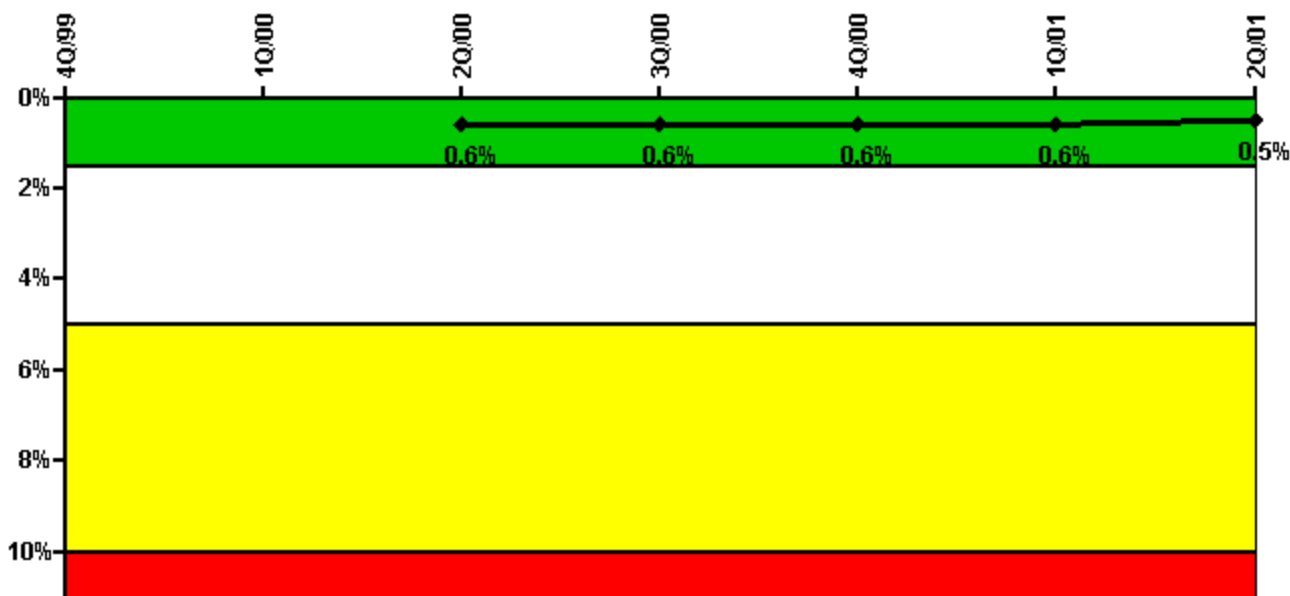
Thresholds: White > 2.0% Yellow > 6.0% Red > 12.0%

#### Notes

| Safety System Unavailability, Heat Removal System (AFW) | 4Q/99       | 1Q/00       | 2Q/00       | 3Q/00       | 4Q/00       | 1Q/01       | 2Q/01       |
|---|-------------|-------------|-------------|-------------|-------------|-------------|-------------|
| <b>Train 1</b>  |             |             |             |             |             |             |             |
| Planned unavailable hours                               | 0.65        | 4.02        | 1.27        | 15.75       | 2.08        | 18.91       | 4.34        |
| Unplanned unavailable hours                             | 0           | 0           | 0           | 0           | 0           | 13.33       | 0           |
| Fault exposure hours                                    | 0           | 0           | 0           | 0           | 0           | 0           | 0           |
| Effective Reset hours                                   | 0           | 0           | 0           | 0           | 0           | 0           | 0           |
| Required hours  | 2208.00     | 2184.00     | 1461.50     | 2131.25     | 2164.78     | 1880.50     | 2133.52     |
| <b>Train 2</b>  |             |             |             |             |             |             |             |
| Planned unavailable hours                               | 1.93        | 6.86        | 9.78        | 0.58        | 21.73       | 0.10        | 12.72       |
| Unplanned unavailable hours                             | 0           | 0           | 0           | 0           | 0           | 0           | 0           |
| Fault exposure hours                                    | 0           | 0           | 0           | 0           | 0           | 0           | 0           |
| Effective Reset hours                                   | 0           | 0           | 0           | 0           | 0           | 0           | 0           |
| Required hours  | 2208.00     | 2184.00     | 1461.50     | 2131.25     | 2164.78     | 1880.50     | 2133.52     |
| <b>Train 3</b>  |             |             |             |             |             |             |             |
| Planned unavailable hours                               | 0.62        | 0.05        | 0           | 1.05        | 0.75        | 0.33        | 0.62        |
| Unplanned unavailable hours                             | 0           | 0           | 0           | 0           | 0           | 0           | 0           |
| Fault exposure hours                                    | 0           | 0           | 0           | 0           | 0           | 0           | 0           |
| Effective Reset hours                                   | 0           | 0           | 0           | 0           | 0           | 0           | 0           |
| Required hours  | 2208.00     | 2184.00     | 1461.50     | 2131.25     | 2164.78     | 1880.50     | 2133.52     |
| <b>Indicator value</b>                                  | <b>0.7%</b> | <b>0.6%</b> | <b>0.5%</b> | <b>0.5%</b> | <b>0.5%</b> | <b>0.5%</b> | <b>0.4%</b> |

Licensee Comments: none

### Safety System Unavailability, Residual Heat Removal System



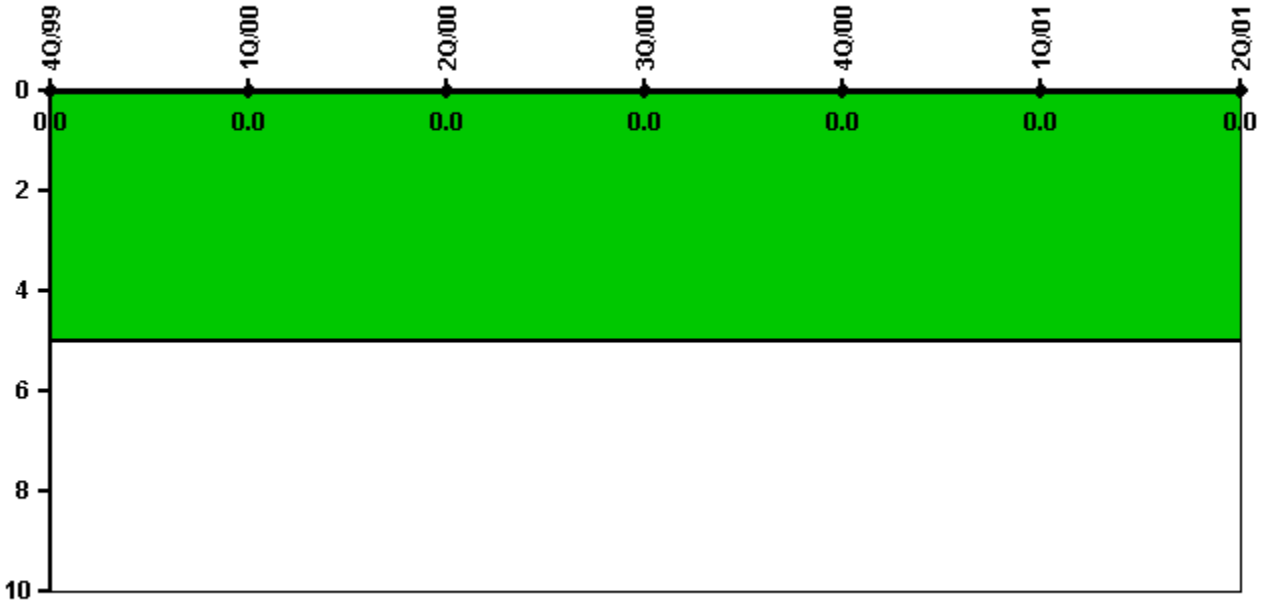
Thresholds: White > 1.5% Yellow > 5.0% Red > 10.0%

#### Notes

| Safety System Unavailability, Residual Heat Removal System | 4Q/99   | 1Q/00   | 2Q/00   | 3Q/00   | 4Q/00   | 1Q/01   | 2Q/01   |
|--|---------|---------|---------|---------|---------|---------|---------|
| <b>Train 1</b>   |         |         |         |         |         |         |         |
| Planned unavailable hours                                  | 13.05   | 19.84   | 6.32    | 18.19   | 5.00    | 20.75   | 15.68   |
| Unplanned unavailable hours                                | 0       | 0       | 0       | 0       | 0       | 0       | 0       |
| Fault exposure hours                                       | 0       | 0       | 0       | 0       | 0       | 0       | 0       |
| Effective Reset hours                                      | 0       | 0       | 0       | 0       | 0       | 0       | 0       |
| Required hours   | 2208.00 | 2184.00 | 1516.87 | 2142.10 | 2204.97 | 1937.68 | 2184.00 |
| <b>Train 2</b>   |         |         |         |         |         |         |         |
| Planned unavailable hours                                  | 46.62   | 19.97   | 18.05   | 12.84   | 39.16   | 3.97    | 14.30   |
| Unplanned unavailable hours                                | 0       | 0       | 0       | 0       | 0       | 0       | 0       |
| Fault exposure hours                                       | 0       | 0       | 0       | 0       | 0       | 0       | 0       |
| Effective Reset hours                                      | 0       | 0       | 0       | 0       | 0       | 0       | 0       |
| Required hours   | 2208.00 | 2184.00 | 1516.87 | 2142.10 | 2204.97 | 1937.68 | 2184.00 |
| <b>Train 3</b>   |         |         |         |         |         |         |         |
| Planned unavailable hours                                  | 0       | 0       | 0       | 0       | 0       | 0       | 0       |
| Unplanned unavailable hours                                | 0       | 0       | 0       | 0       | 0       | 0       | 0       |
| Fault exposure hours                                       | 0       | 0       | 0       | 0       | 0       | 0       | 0       |
| Effective Reset hours                                      | 0       | 0       | 0       | 0       | 0       | 0       | 0       |
| Required hours   | 0       | 0       | 335.80  | 0       | 0       | 188.53  | 0       |
| <b>Train 4</b>   |         |         |         |         |         |         |         |
| Planned unavailable hours                                  | 0       | 0       | 0       | 0       | 0       | 0       | 0       |
| Unplanned unavailable hours                                | 0       | 0       | 0       | 0       | 0       | 0       | 0       |
| Fault exposure hours                                       | 0       | 0       | 0       | 0       | 0       | 0       | 0       |
| Effective Reset hours                                      | 0       | 0       | 0       | 0       | 0       | 0       | 0       |
| Required hours   | 0       | 0       | 294.12  | 65.90   | 3.03    | 206.00  | 0       |
| <b>Indicator value</b>                                     |         |         | 0.6%    | 0.6%    | 0.6%    | 0.6%    | 0.5%    |

Licensee Comments: none

### Safety System Functional Failures (PWR)



Thresholds: White > 5.0

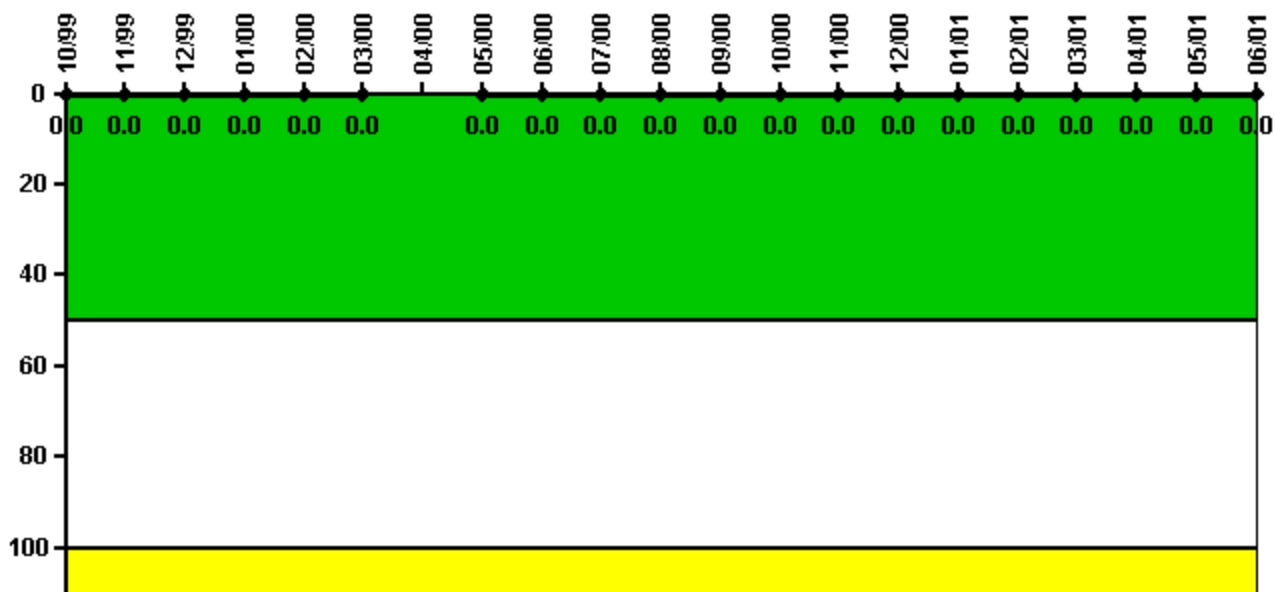
#### Notes

| Safety System Functional Failures (PWR) | 4Q/99 | 1Q/00 | 2Q/00 | 3Q/00 | 4Q/00 | 1Q/01 | 2Q/01 |
|---|-------|-------|-------|-------|-------|-------|-------|
| Safety System Functional Failures       | 0     | 0     | 0     | 0     | 0     | 0     | 0     |
| Indicator value                         | 0     | 0     | 0     | 0     | 0     | 0     | 0     |

Licensee Comments: none



### Reactor Coolant System Activity



Thresholds: White > 50.0 Yellow > 100.0

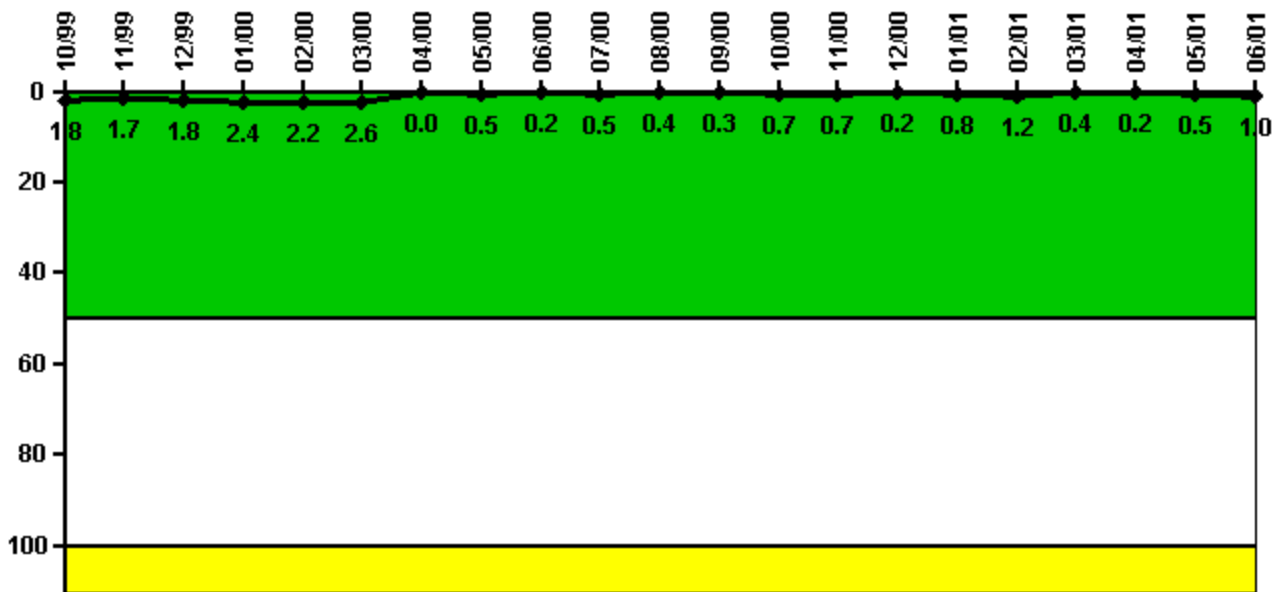
#### Notes

| Reactor Coolant System Activity | 10/99 | 11/99 | 12/99 | 1/00 | 2/00 | 3/00 | 4/00 | 5/00 | 6/00 | 7/00 | 8/00 | 9/00 |
|---------------------------------|-------|-------|-------|------|------|------|------|------|------|------|------|------|
| Maximum activity                | 0     | 0     | 0     | 0    | 0    | 0    | N/A  | 0    | 0    | 0    | 0    | 0    |
| Technical specification limit   | 1.0   | 1.0   | 1.0   | 1.0  | 1.0  | 1.0  | N/A  | 1.0  | 1.0  | 1.0  | 1.0  | 1.0  |
| Indicator value                 | 0     | 0     | 0     | 0    | 0    | 0    | N/A  | 0    | 0    | 0    | 0    | 0    |

| Reactor Coolant System Activity | 10/00 | 11/00 | 12/00 | 1/01 | 2/01 | 3/01 | 4/01 | 5/01 | 6/01 |
|---------------------------------|-------|-------|-------|------|------|------|------|------|------|
| Maximum activity                | 0     | 0     | 0     | 0    | 0    | 0    | 0    | 0    | 0    |
| Technical specification limit   | 1.0   | 1.0   | 1.0   | 1.0  | 1.0  | 1.0  | 1.0  | 1.0  | 1.0  |
| Indicator value                 | 0     | 0     | 0     | 0    | 0    | 0    | 0    | 0    | 0    |

Licensee Comments: none

### Reactor Coolant System Leakage



Thresholds: White > 50.0 Yellow > 100.0

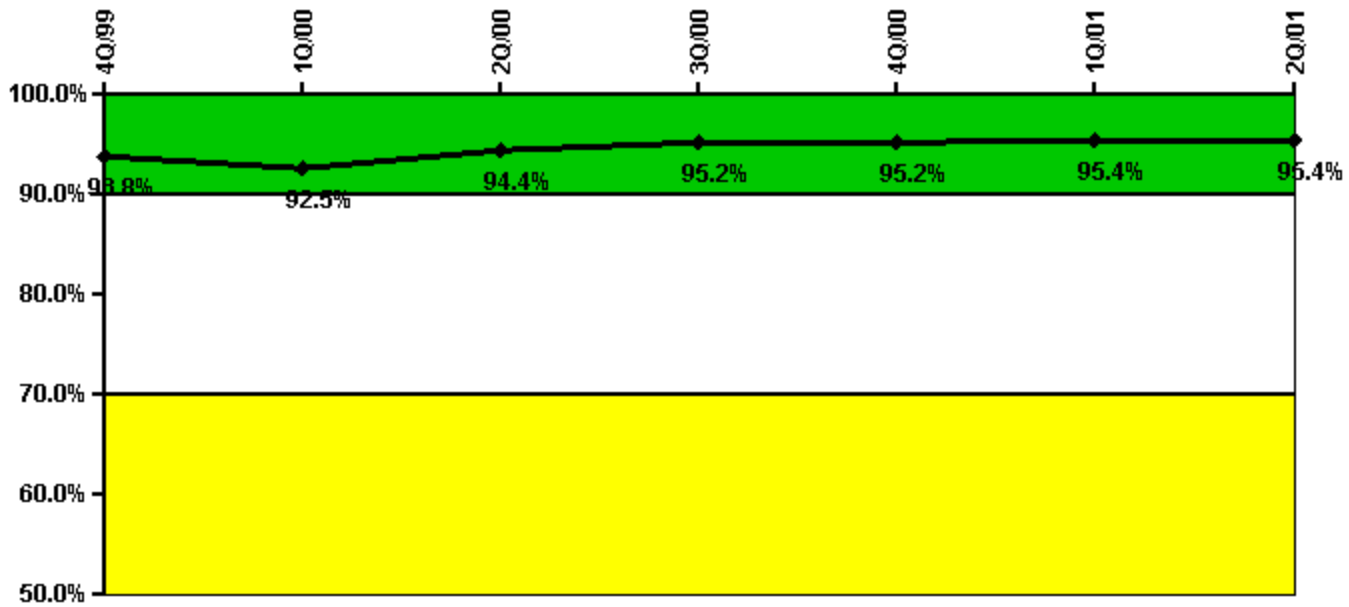
**Notes**

| Reactor Coolant System Leakage | 10/99 | 11/99 | 12/99 | 1/00  | 2/00  | 3/00  | 4/00  | 5/00  | 6/00  | 7/00  | 8/00  | 9/00  |
|--------------------------------|-------|-------|-------|-------|-------|-------|-------|-------|-------|-------|-------|-------|
| Maximum leakage                | 0.180 | 0.170 | 0.180 | 0.243 | 0.220 | 0.264 | 0.001 | 0.048 | 0.017 | 0.047 | 0.035 | 0.034 |
| Technical specification limit  | 10.0  | 10.0  | 10.0  | 10.0  | 10.0  | 10.0  | 10.0  | 10.0  | 10.0  | 10.0  | 10.0  | 10.0  |
| Indicator value                | 1.8   | 1.7   | 1.8   | 2.4   | 2.2   | 2.6   | 0     | 0.5   | 0.2   | 0.5   | 0.4   | 0.3   |

| Reactor Coolant System Leakage | 10/00 | 11/00 | 12/00 | 1/01  | 2/01  | 3/01  | 4/01  | 5/01  | 6/01  |
|--------------------------------|-------|-------|-------|-------|-------|-------|-------|-------|-------|
| Maximum leakage                | 0.065 | 0.074 | 0.022 | 0.081 | 0.116 | 0.043 | 0.022 | 0.049 | 0.097 |
| Technical specification limit  | 10.0  | 10.0  | 10.0  | 10.0  | 10.0  | 10.0  | 10.0  | 10.0  | 10.0  |
| Indicator value                | 0.7   | 0.7   | 0.2   | 0.8   | 1.2   | 0.4   | 0.2   | 0.5   | 1.0   |

Licensee Comments: none

### Drill/Exercise Performance



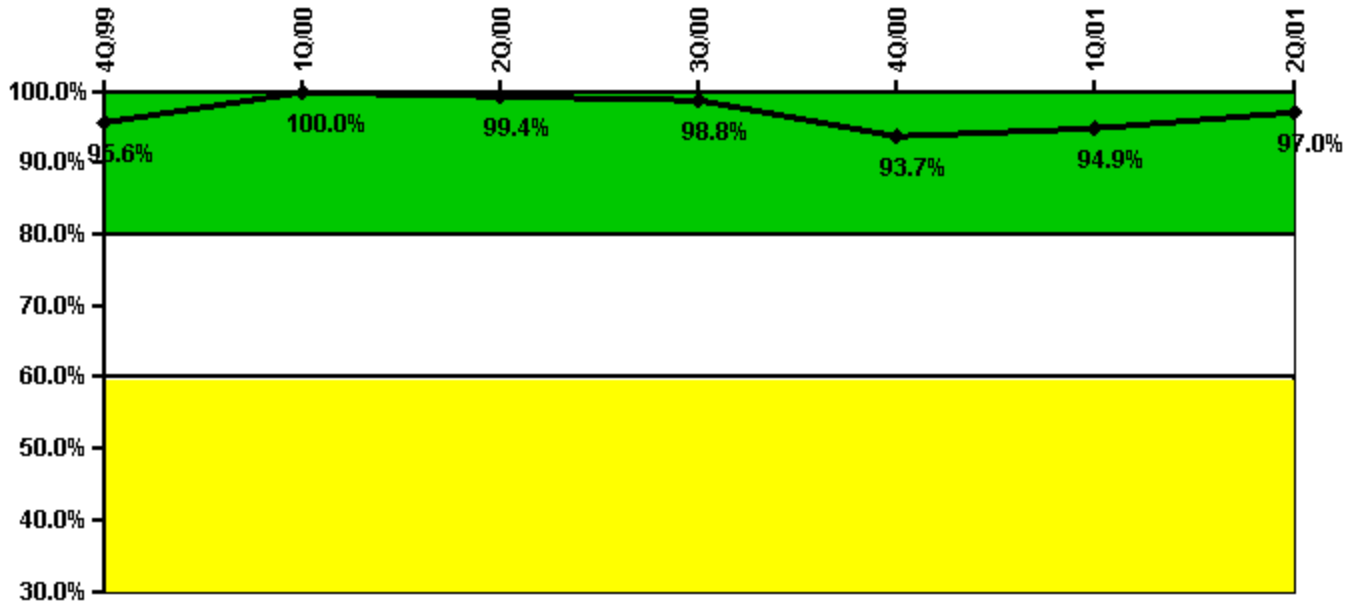
Thresholds: White < 90.0% Yellow < 70.0%

#### Notes

| Drill/Exercise Performance | 4Q/99 | 1Q/00 | 2Q/00 | 3Q/00 | 4Q/00 | 1Q/01 | 2Q/01 |
|----------------------------|-------|-------|-------|-------|-------|-------|-------|
| Successful opportunities   | 3.0   | 29.0  | 22.0  | 95.0  | 0     | 20.0  | 0     |
| Total opportunities        | 3.0   | 32.0  | 22.0  | 100.0 | 0     | 20.0  | 0     |
|                            |       |       |       |       |       |       |       |
| Indicator value            | 93.8% | 92.5% | 94.4% | 95.2% | 95.2% | 95.4% | 95.4% |

Licensee Comments: none

### ERO Drill Participation



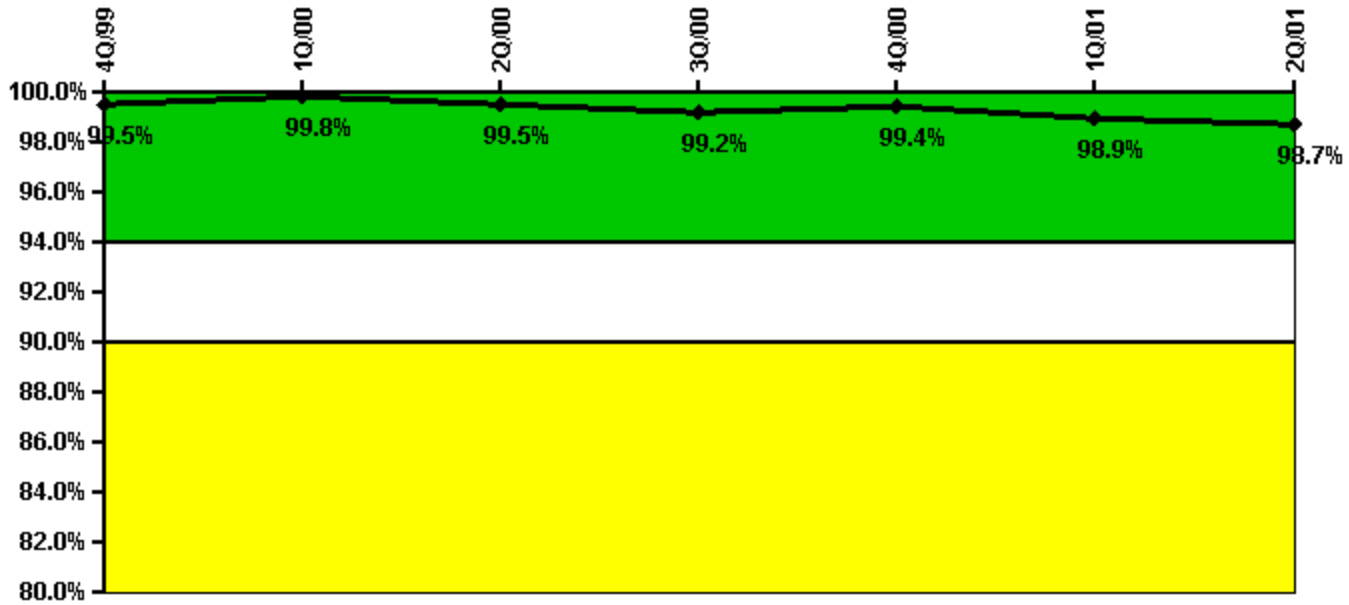
Thresholds: White < 80.0% Yellow < 60.0%

#### Notes

| ERO Drill Participation     | 4Q/99 | 1Q/00  | 2Q/00 | 3Q/00 | 4Q/00 | 1Q/01 | 2Q/01 |
|-----------------------------|-------|--------|-------|-------|-------|-------|-------|
| Participating Key personnel | 65.0  | 132.0  | 166.0 | 165.0 | 163.0 | 166.0 | 160.0 |
| Total Key personnel         | 68.0  | 132.0  | 167.0 | 167.0 | 174.0 | 175.0 | 165.0 |
|                             |       |        |       |       |       |       |       |
| Indicator value             | 95.6% | 100.0% | 99.4% | 98.8% | 93.7% | 94.9% | 97.0% |

Licensee Comments: none

### Alert & Notification System



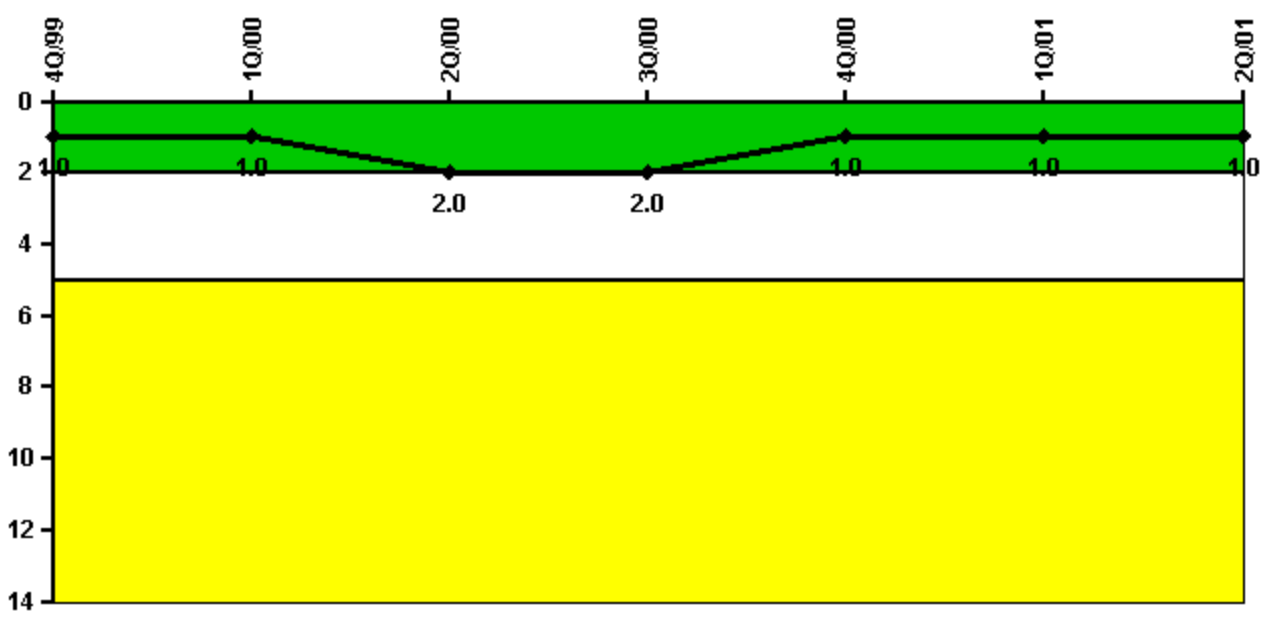
Thresholds: White < 94.0% Yellow < 90.0%

#### Notes

| Alert & Notification System | 4Q/99 | 1Q/00 | 2Q/00 | 3Q/00 | 4Q/00 | 1Q/01 | 2Q/01 |
|-----------------------------|-------|-------|-------|-------|-------|-------|-------|
| Successful siren-tests      | 426   | 390   | 385   | 347   | 467   | 382   | 382   |
| Total sirens-tests          | 429   | 390   | 390   | 351   | 468   | 390   | 390   |
|                             |       |       |       |       |       |       |       |
| Indicator value             | 99.5% | 99.8% | 99.5% | 99.2% | 99.4% | 98.9% | 98.7% |

Licensee Comments: none

### Occupational Exposure Control Effectiveness



Thresholds: White > 2.0 Yellow > 5.0

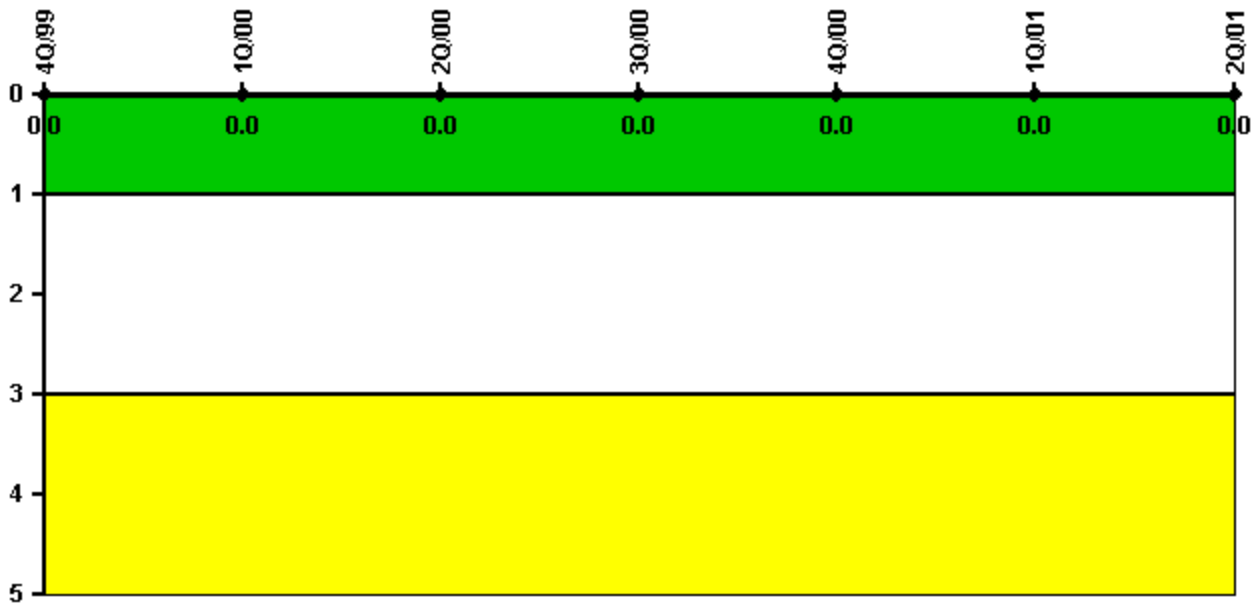
#### Notes

| Occupational Exposure Control Effectiveness | 4Q/99    | 1Q/00    | 2Q/00    | 3Q/00    | 4Q/00    | 1Q/01    | 2Q/01    |
|---|----------|----------|----------|----------|----------|----------|----------|
| High radiation area occurrences             | 1        | 0        | 1        | 0        | 0        | 0        | 1        |
| Very high radiation area occurrences        | 0        | 0        | 0        | 0        | 0        | 0        | 0        |
| Unintended exposure occurrences             | 0        | 0        | 0        | 0        | 0        | 0        | 0        |
| <b>Indicator value</b>                      | <b>1</b> | <b>1</b> | <b>2</b> | <b>2</b> | <b>1</b> | <b>1</b> | <b>1</b> |

#### Licensee Comments:

2Q/00: During a routine tour of the Unit 3 "B" LPSI Pump Room on 5/4/00, a hot spot was identified on a cyclone separator reading 1,200 mrem/hr at one foot. The event was documented and placed in the corrective action system. The associated corrective action documents were subsequently reviewed during an NRC inspection and the event was characterized by the NRC as a failure to perform adequate surveys of the cyclone separator resulting in untimely LHRA posting of this area. A PI data change is being made to acknowledge the NRC finding. The data change did not affect the color of the performance indicator.

### RETS/ODCM Radiological Effluent



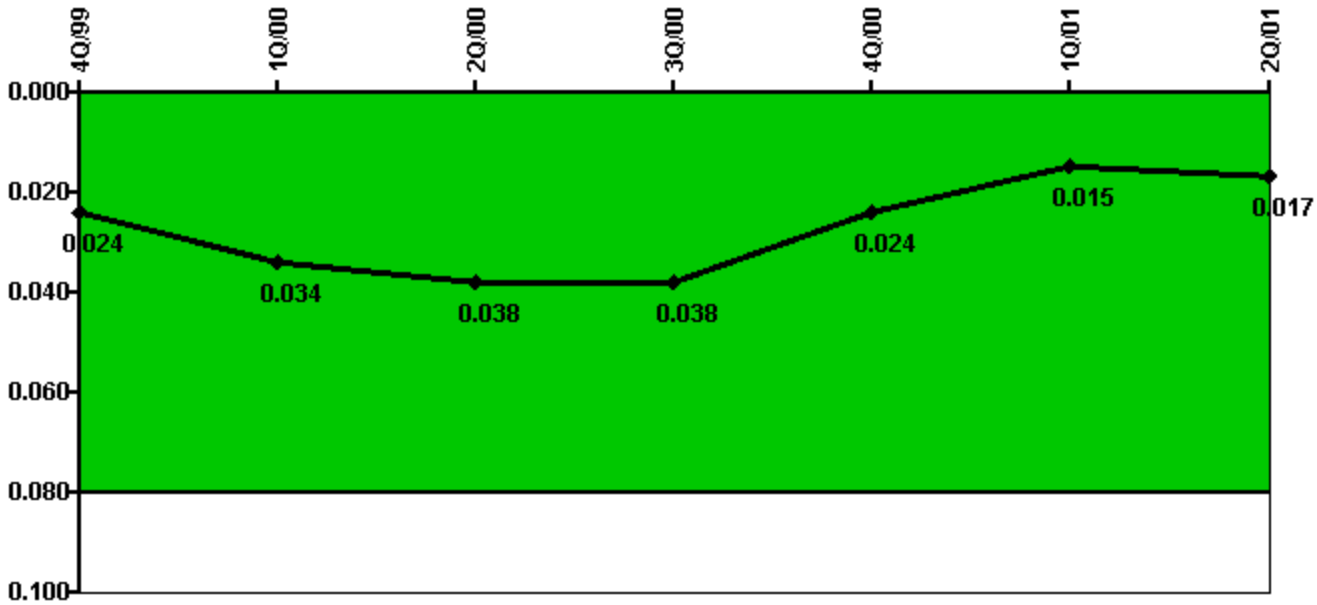
Thresholds: White > 1.0 Yellow > 3.0

#### Notes

| RETS/ODCM Radiological Effluent | 4Q/99 | 1Q/00 | 2Q/00 | 3Q/00 | 4Q/00 | 1Q/01 | 2Q/01 |
|---------------------------------|-------|-------|-------|-------|-------|-------|-------|
| RETS/ODCM occurrences           | 0     | 0     | 0     | 0     | 0     | 0     | 0     |
| Indicator value                 | 0     | 0     | 0     | 0     | 0     | 0     | 0     |

Licensee Comments: none

### Protected Area Security Performance Index



Thresholds: White > 0.080

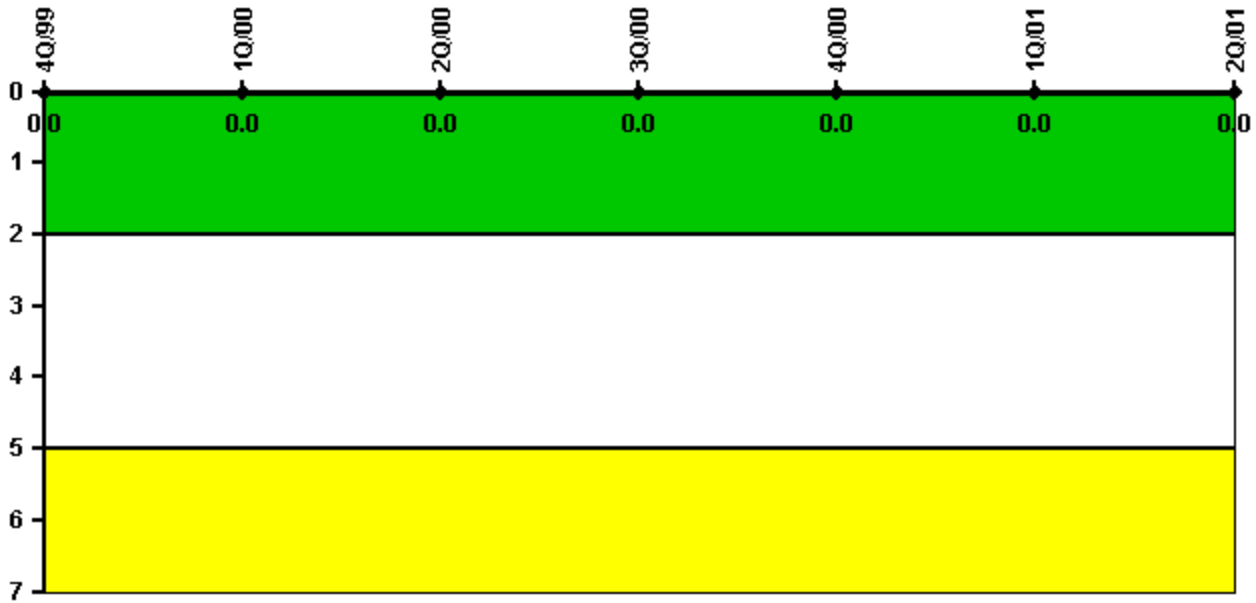
#### Notes

| Protected Area Security Performance Index | 4Q/99        | 1Q/00        | 2Q/00        | 3Q/00        | 4Q/00        | 1Q/01        | 2Q/01        |
|---|--------------|--------------|--------------|--------------|--------------|--------------|--------------|
| IDS compensatory hours                    | 220.10       | 326.60       | 79.20        | 85.60        | 95.20        | 71.50        | 109.90       |
| CCTV compensatory hours                   | 225.3        | 35.2         | 76.7         | 8.5          | 1.3          | 19.8         | 82.6         |
| IDS normalization factor                  | 1.85         | 1.85         | 1.85         | 1.85         | 1.85         | 1.85         | 1.85         |
| CCTV normalization factor                 | 1.4          | 1.2          | 1.2          | 1.2          | 1.2          | 1.2          | 1.2          |
|   |              |              |              |              |              |              |              |
| <b>Index Value</b>                        | <b>0.024</b> | <b>0.034</b> | <b>0.038</b> | <b>0.038</b> | <b>0.024</b> | <b>0.015</b> | <b>0.017</b> |

Licensee Comments: none



### Personnel Screening Program



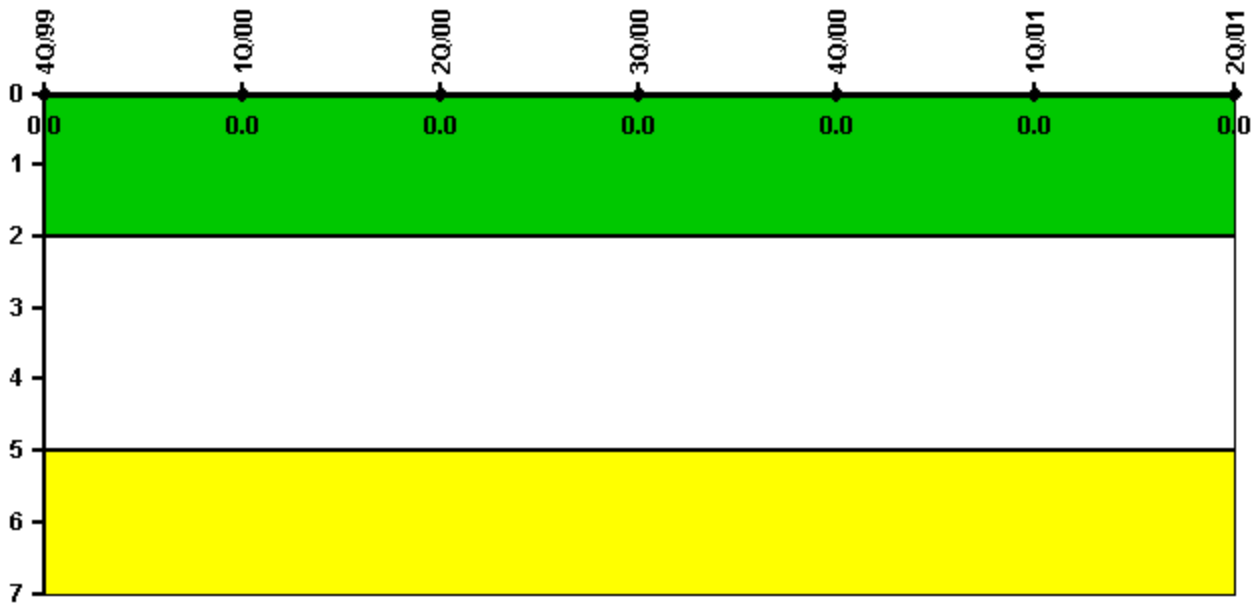
Thresholds: White > 2.0 Yellow > 5.0

#### Notes

| Personnel Screening Program | 4Q/99 | 1Q/00 | 2Q/00 | 3Q/00 | 4Q/00 | 1Q/01 | 2Q/01 |
|-----------------------------|-------|-------|-------|-------|-------|-------|-------|
| Program failures            | 0     | 0     | 0     | 0     | 0     | 0     | 0     |
|                             |       |       |       |       |       |       |       |
| Indicator value             | 0     | 0     | 0     | 0     | 0     | 0     | 0     |

Licensee Comments: none

### FFD/Personnel Reliability



Thresholds: White > 2.0 Yellow > 5.0

#### Notes

| FFD/Personnel Reliability | 4Q/99 | 1Q/00 | 2Q/00 | 3Q/00 | 4Q/00 | 1Q/01 | 2Q/01 |
|---------------------------|-------|-------|-------|-------|-------|-------|-------|
| Program Failures          | 0     | 0     | 0     | 0     | 0     | 0     | 0     |
|                           |       |       |       |       |       |       |       |
| Indicator value           | 0     | 0     | 0     | 0     | 0     | 0     | 0     |

Licensee Comments: none

▲ [PI Summary](#) | [Inspection Findings Summary](#) | [Action Matrix Summary](#) | [Reactor Oversight Process](#)

Last Modified: March 27, 2002