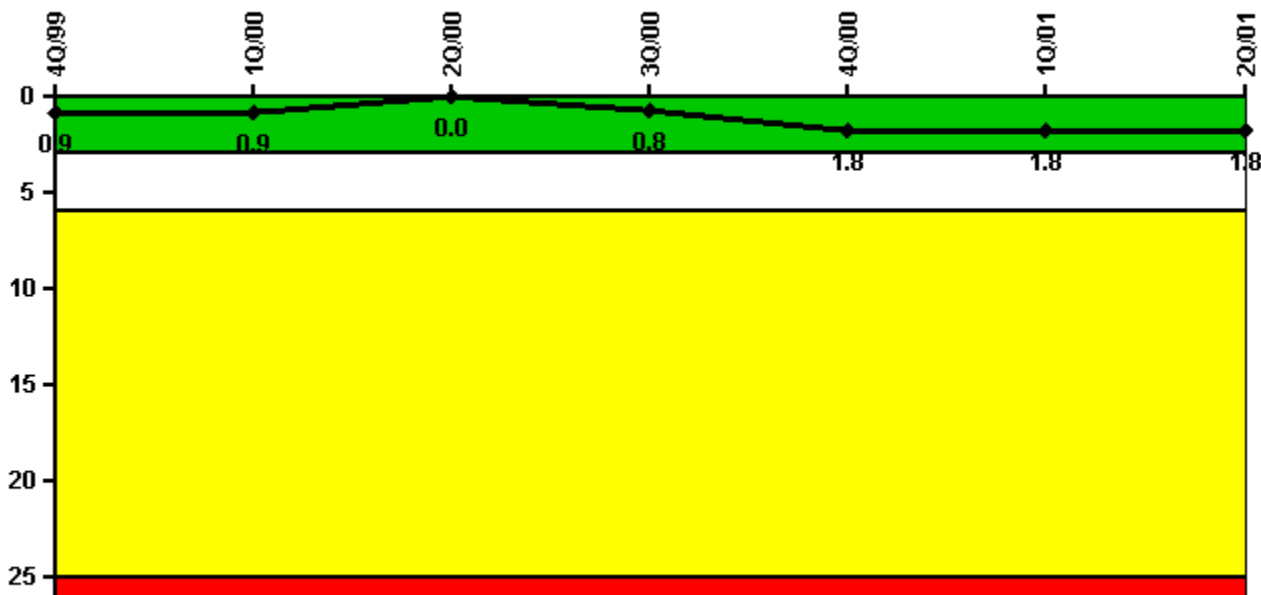


Palo Verde 2

2Q/2001 Performance Indicators

Licensee's General Comments: none

Unplanned Scrams per 7000 Critical Hrs



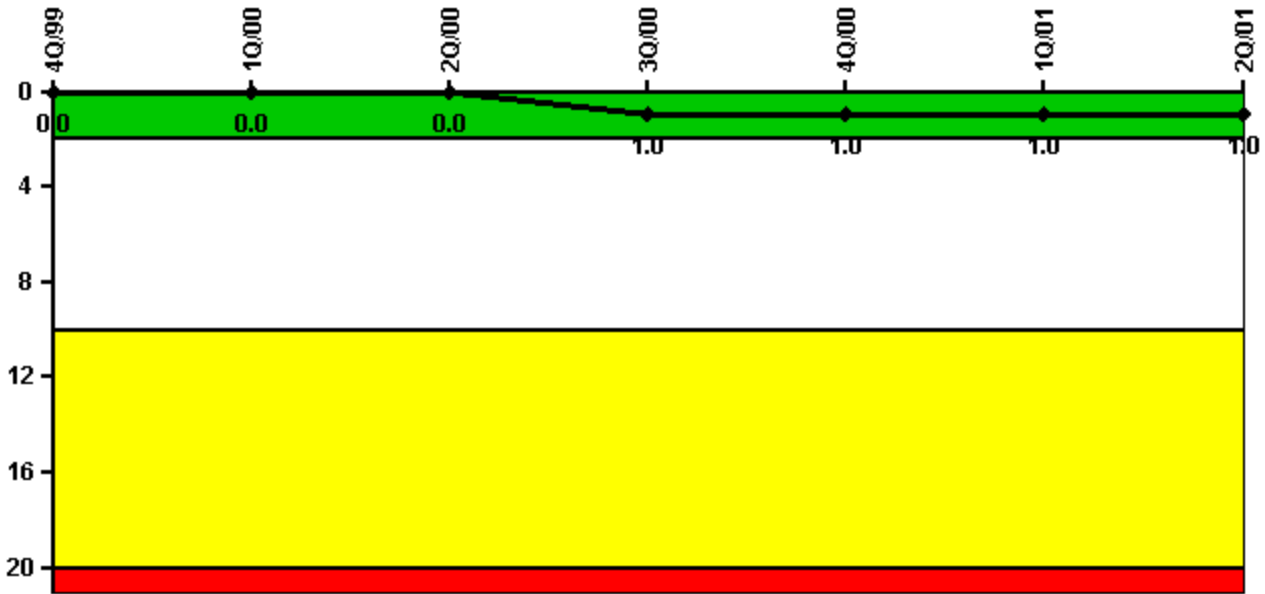
Thresholds: White > 3.0 Yellow > 6.0 Red > 25.0

Notes

Unplanned Scrams per 7000 Critical Hrs	4Q/99	1Q/00	2Q/00	3Q/00	4Q/00	1Q/01	2Q/01
Unplanned scrams	0	0	0	1.0	1.0	0	0
Critical hours	2208.0	2025.6	2184.0	2170.6	1414.7	2160.0	2184.0
Indicator value	0.9	0.9	0	0.8	1.8	1.8	1.8

Licensee Comments: none

Scrams with Loss of Normal Heat Removal



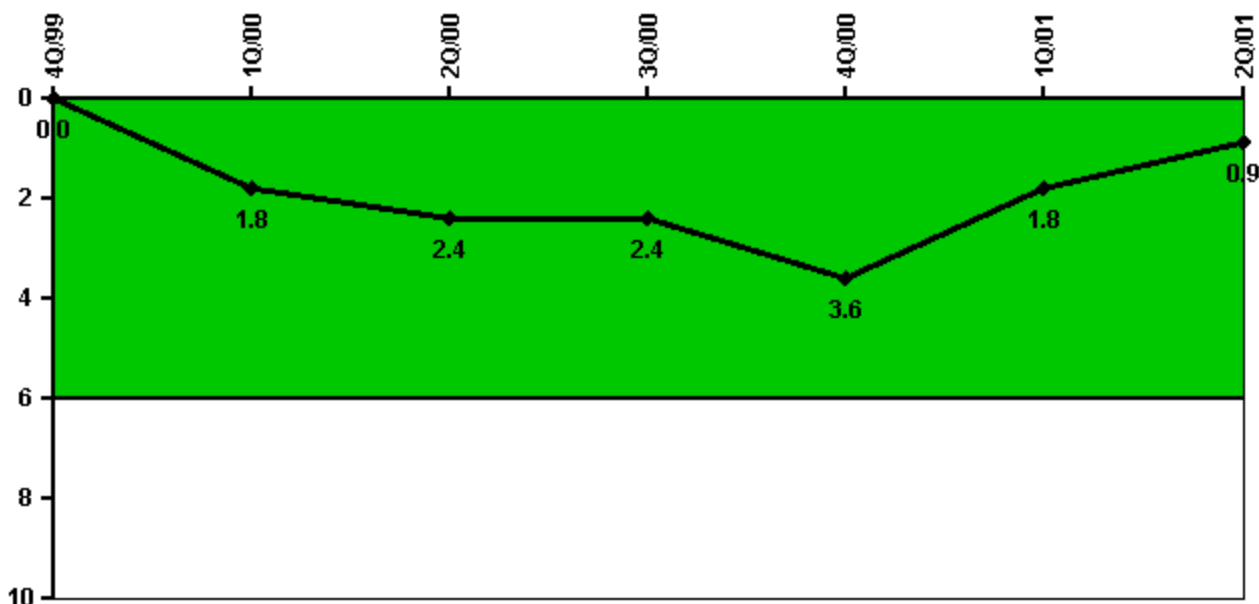
Thresholds: White > 2.0 Yellow > 10.0 Red > 20.0

Notes

Scrams with Loss of Normal Heat Removal	4Q/99	1Q/00	2Q/00	3Q/00	4Q/00	1Q/01	2Q/01
Scrams	0	0	0	1.0	0	0	0
Indicator value	0	0	0	1.0	1.0	1.0	1.0

Licensee Comments: none

Unplanned Power Changes per 7000 Critical Hrs



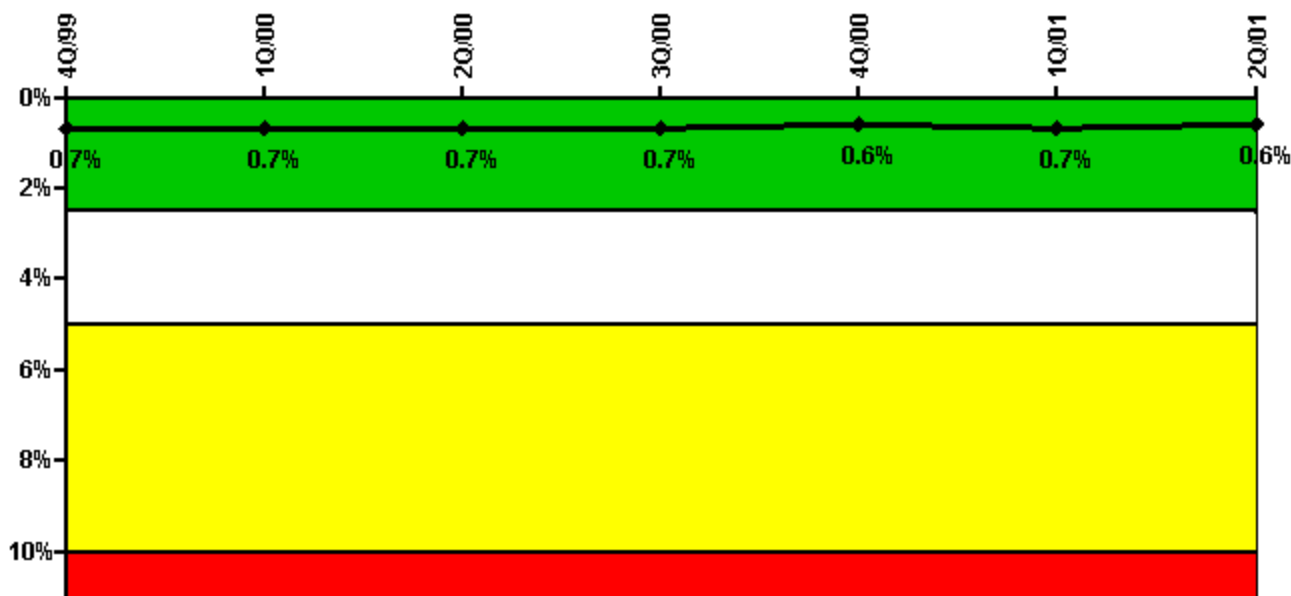
Thresholds: White > 6.0

Notes

Unplanned Power Changes per 7000 Critical Hrs	4Q/99	1Q/00	2Q/00	3Q/00	4Q/00	1Q/01	2Q/01
Unplanned power changes	0	2.0	1.0	0	1.0	0	0
Critical hours	2208.0	2025.6	2184.0	2170.6	1414.7	2160.0	2184.0
Indicator value	0	1.8	2.4	2.4	3.6	1.8	0.9

Licensee Comments: none

Safety System Unavailability, Emergency AC Power



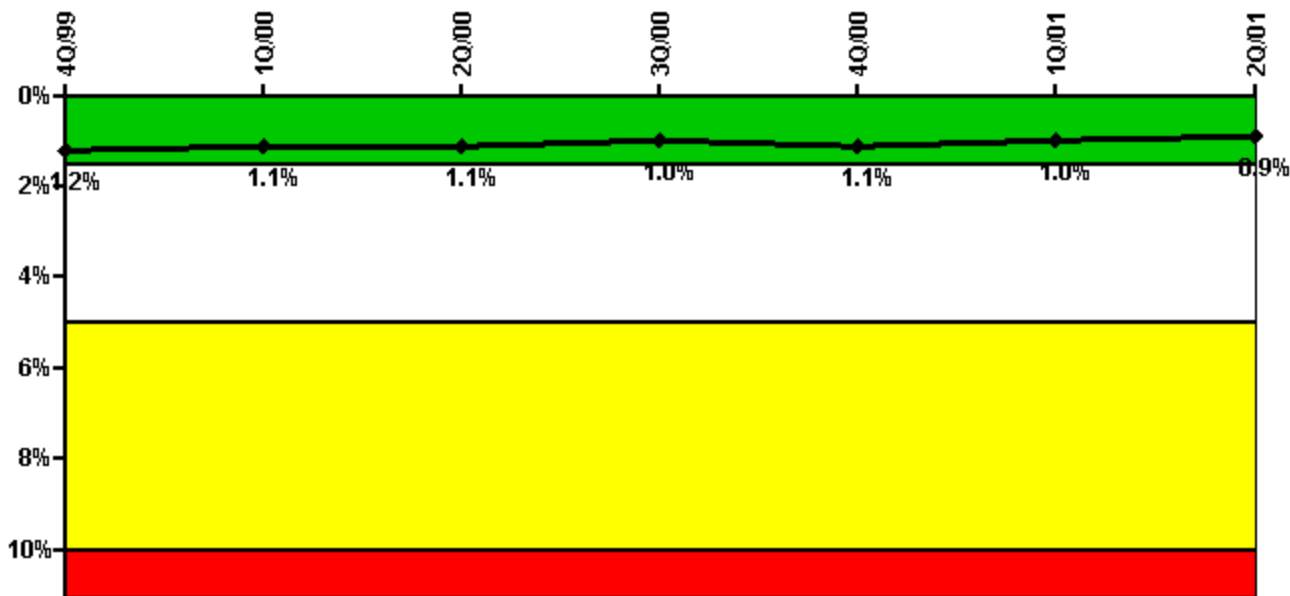
Thresholds: White > 2.5% Yellow > 5.0% Red > 10.0%

Notes

Safety System Unavailability, Emergency AC Power	4Q/99	1Q/00	2Q/00	3Q/00	4Q/00	1Q/01	2Q/01
Train 1							
Planned unavailable hours	0	25.90	0.65	21.22	0	20.62	0
Unplanned unavailable hours	5.87	0	0	0	0	9.12	0
Fault exposure hours	0	0	0	0	0	0	0
Effective Reset hours	0	0	0	0	0	0	0
Required hours	2208.00	2184.00	2184.00	2208.00	2208.00	2160.00	2184.00
Train 2							
Planned unavailable hours	18.83	0	24.67	0	0	21.48	0
Unplanned unavailable hours	0	0	0	0	0	6.50	0
Fault exposure hours	0	0	0	0	0	0	0
Effective Reset hours	0	0	0	0	0	0	0
Required hours	2208.00	2184.00	2184.00	2208.00	2208.00	2160.00	2184.00
Indicator value	0.7%	0.7%	0.7%	0.7%	0.6%	0.7%	0.6%

Licensee Comments: none

Safety System Unavailability, High Pressure Injection System (HPSI)



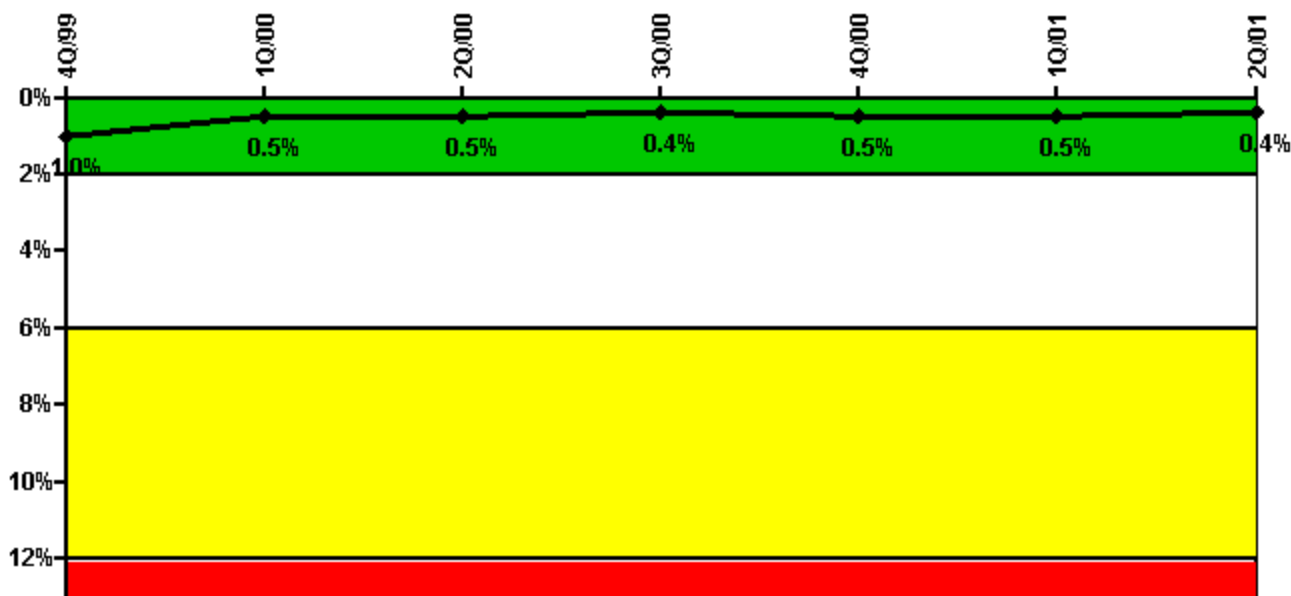
Thresholds: White > 1.5% Yellow > 5.0% Red > 10.0%

Notes

Safety System Unavailability, High Pressure Injection System (HPSI)	4Q/99	1Q/00	2Q/00	3Q/00	4Q/00	1Q/01	2Q/01
Train 1							
Planned unavailable hours	4.40	14.79	9.18	16.87	18.20	15.27	0.90
Unplanned unavailable hours	0	0	0	0	0	0	0
Fault exposure hours	0.32	2.56	13.10	0	29.57	0	0
Effective Reset hours	0	0	0	0	0	0	0
Required hours	2208.00	2025.60	2184.00	2170.55	1414.68	2160.00	2184.00
Train 2							
Planned unavailable hours	10.46	5.35	24.26	25.23	31.28	13.42	7.38
Unplanned unavailable hours	0	0	0	0	0	0	0
Fault exposure hours	0	0	0	0	0	0	0
Effective Reset hours	0	0	0	0	0	0	0
Required hours	2208.00	2025.60	2184.00	2170.55	1414.68	2160.00	2184.00
Indicator value	1.2%	1.1%	1.1%	1.0%	1.1%	1.0%	0.9%

Licensee Comments: none

Safety System Unavailability, Heat Removal System (AFW)



Thresholds: White > 2.0% Yellow > 6.0% Red > 12.0%

Notes

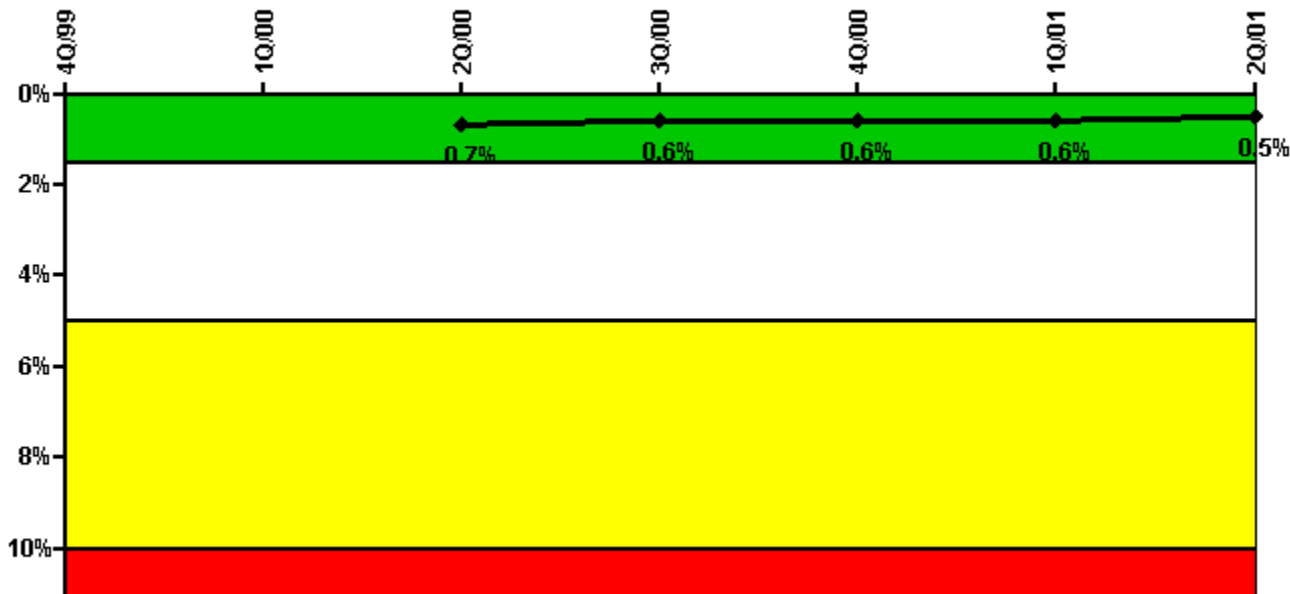
Safety System Unavailability, Heat Removal System (AFW)	4Q/99	1Q/00	2Q/00	3Q/00	4Q/00	1Q/01	2Q/01
Train 1							
Planned unavailable hours	1.30	16.06	3.99	13.50	31.48	13.52	1.13
Unplanned unavailable hours	0	13.98	21.97	0	13.97	0	0
Fault exposure hours	0	0	0	0	0	0	0
Effective Reset hours	0	366.76	0	0	0	0	0
Required hours	2208.00	2025.60	2184.00	2170.55	1414.68	2160.00	2184.00
Train 2							
Planned unavailable hours	9.96	1.27	9.60	0.60	0.40	13.28	1.02
Unplanned unavailable hours	0	0	0	0	0	0	0
Fault exposure hours	0	0	0	0	0	0	0
Effective Reset hours	0	0	0	0	0	0	0
Required hours	2208.00	2025.60	2184.00	2170.55	1414.68	2160.00	2184.00
Train 3							
Planned unavailable hours	0.62	3.88	0.97	6.47	10.27	0.42	0.55
Unplanned unavailable hours	0	0	0	0	0	0	0
Fault exposure hours	0	0	0	0	0	0	0
Effective Reset hours	0	0	0	0	0	0	0
Required hours	2208.00	2025.60	2184.00	2170.55	1414.68	2160.00	2184.00
Indicator value	1.0%	0.5%	0.5%	0.4%	0.5%	0.5%	0.4%

Licensee Comments: none

Effective Reset Comments:

1Q/00: Previously reset hours were reset under the new process.

Safety System Unavailability, Residual Heat Removal System



Thresholds: White > 1.5% Yellow > 5.0% Red > 10.0%

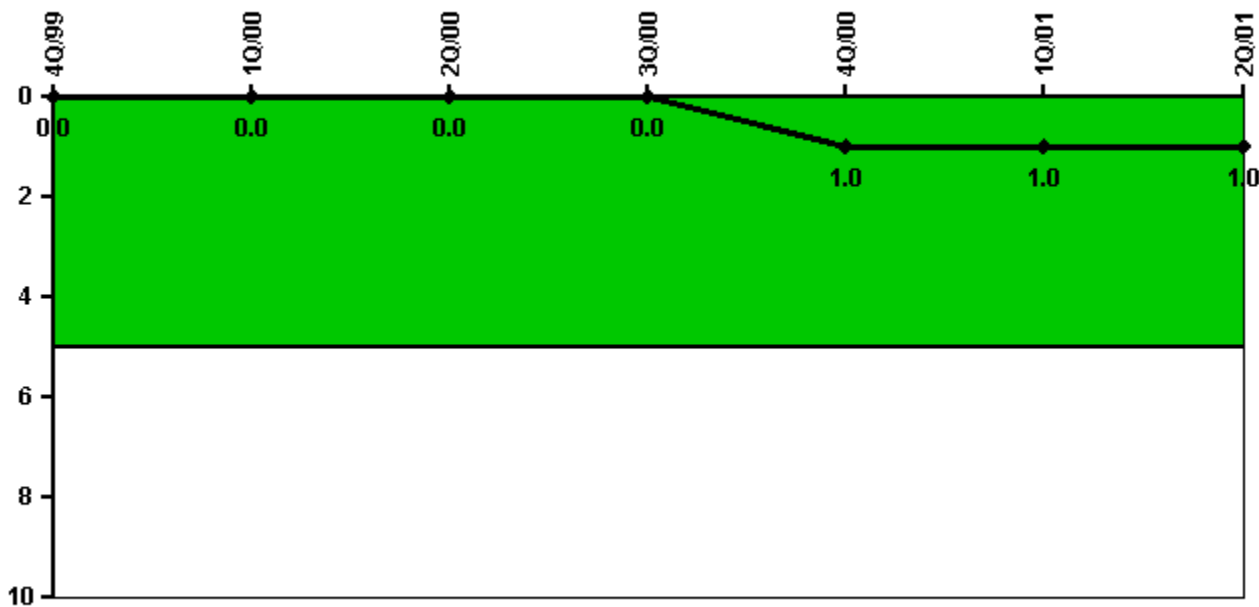
Notes

Safety System Unavailability, Residual Heat Removal System	4Q/99	1Q/00	2Q/00	3Q/00	4Q/00	1Q/01	2Q/01
Train 1							
Planned unavailable hours	15.69	16.81	11.51	27.48	21.16	14.62	2.33
Unplanned unavailable hours	0	0	0	0	0	0	0
Fault exposure hours	0	0	0	0	0	0	0
Effective Reset hours	0	0	0	0	0	0	0
Required hours	2208.00	2184.00	2184.00	2208.00	1440.51	2160.00	2184.00
Train 2							
Planned unavailable hours	14.16	9.68	48.68	11.65	5.25	21.73	2.70
Unplanned unavailable hours	0	0	0	0	0	0	0
Fault exposure hours	0	0	0	0	0	0	0
Effective Reset hours	0	0	0	0	0	0	0
Required hours	2208.00	2184.00	2184.00	2208.00	1440.51	2160.00	2184.00
Train 3							
Planned unavailable hours	0	0	0	0	0	0	0
Unplanned unavailable hours	0	0	0	0	0	0	0
Fault exposure hours	0	0	0	0	0	0	0
Effective Reset hours	0	0	0	0	0	0	0
Required hours	0	0	0	0	357.28	0	0
Train 4							
Planned unavailable hours	0	0	0	0	0	0	0
Unplanned unavailable hours	0	0	0	0	0	0	0
Fault exposure hours	0	0	0	0	0	0	0
Effective Reset hours	0	0	0	0	0	0	0
Required hours	0	0	0	0	298.75	0	0

Indicator value			0.7%	0.6%	0.6%	0.6%	0.5%

Licensee Comments: none

Safety System Functional Failures (PWR)




Thresholds: White > 5.0

Notes

Safety System Functional Failures (PWR)	4Q/99	1Q/00	2Q/00	3Q/00	4Q/00	1Q/01	2Q/01
Safety System Functional Failures	0	0	0	0	1	0	0
Indicator value	0	0	0	0	1	1	1

Licensee Comments: none

Reactor Coolant System Activity



Thresholds: White > 50.0 Yellow > 100.0


Notes

Reactor Coolant System Activity	10/99	11/99	12/99	1/00	2/00	3/00	4/00	5/00	6/00	7/00	8/00	9/00
Maximum activity	0	0.001000	0.001000	0.001000	0.001000	0.015800	0.017000	0.033000	0.033000	0.035000	0.066000	0.074000
Technical specification limit	1.0	1.0	1.0	1.0	1.0	1.0	1.0	1.0	1.0	1.0	1.0	1.0
Indicator value	0	0.1	0.1	0.1	0.1	1.6	1.7	3.3	3.3	3.5	6.6	7.4

Reactor Coolant System Activity	10/00	11/00	12/00	1/01	2/01	3/01	4/01	5/01	6/01
Maximum activity	0.029000	0.001000	0.002000	0.002000	0.002000	0.002000	0.002000	0.002000	0.003000
Technical specification limit	1.0	1.0	1.0	1.0	1.0	1.0	1.0	1.0	1.0
Indicator value	2.9	0.1	0.2	0.2	0.2	0.2	0.2	0.2	0.3

Licensee Comments: none

Reactor Coolant System Leakage



Thresholds: White > 50.0 Yellow > 100.0

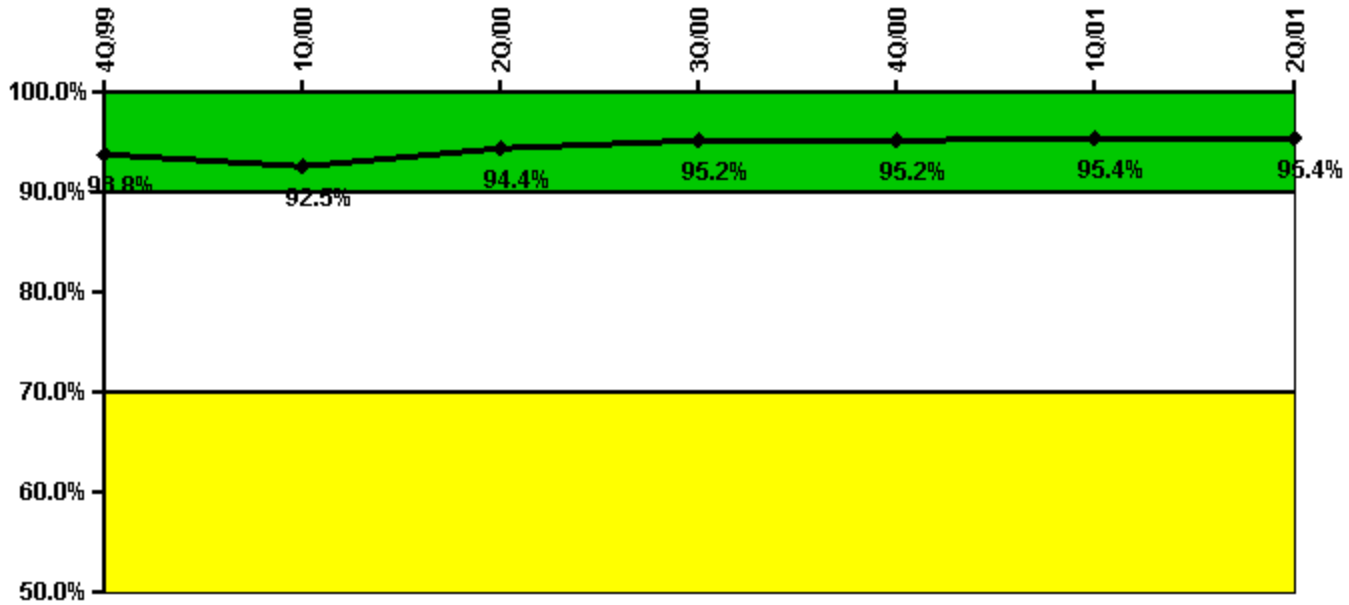
Notes

Reactor Coolant System Leakage	10/99	11/99	12/99	1/00	2/00	3/00	4/00	5/00	6/00	7/00	8/00	9/00
Maximum leakage	0.010	0.020	0.160	0.111	0.035	0.027	0.026	0.031	0.166	0.102	0.033	0.036
Technical specification limit	10.0	10.0	10.0	10.0	10.0	10.0	10.0	10.0	10.0	10.0	10.0	10.0
Indicator value	0.1	0.2	1.6	1.1	0.4	0.3	0.3	0.3	1.7	1.0	0.3	0.4

Reactor Coolant System Leakage	10/00	11/00	12/00	1/01	2/01	3/01	4/01	5/01	6/01
Maximum leakage	0.019	0.077	0.029	0.051	0.059	0.099	0.034	0.035	0.061
Technical specification limit	10.0	10.0	10.0	10.0	10.0	10.0	10.0	10.0	10.0
Indicator value	0.2	0.8	0.3	0.5	0.6	1.0	0.3	0.4	0.6

Licensee Comments: none

Drill/Exercise Performance



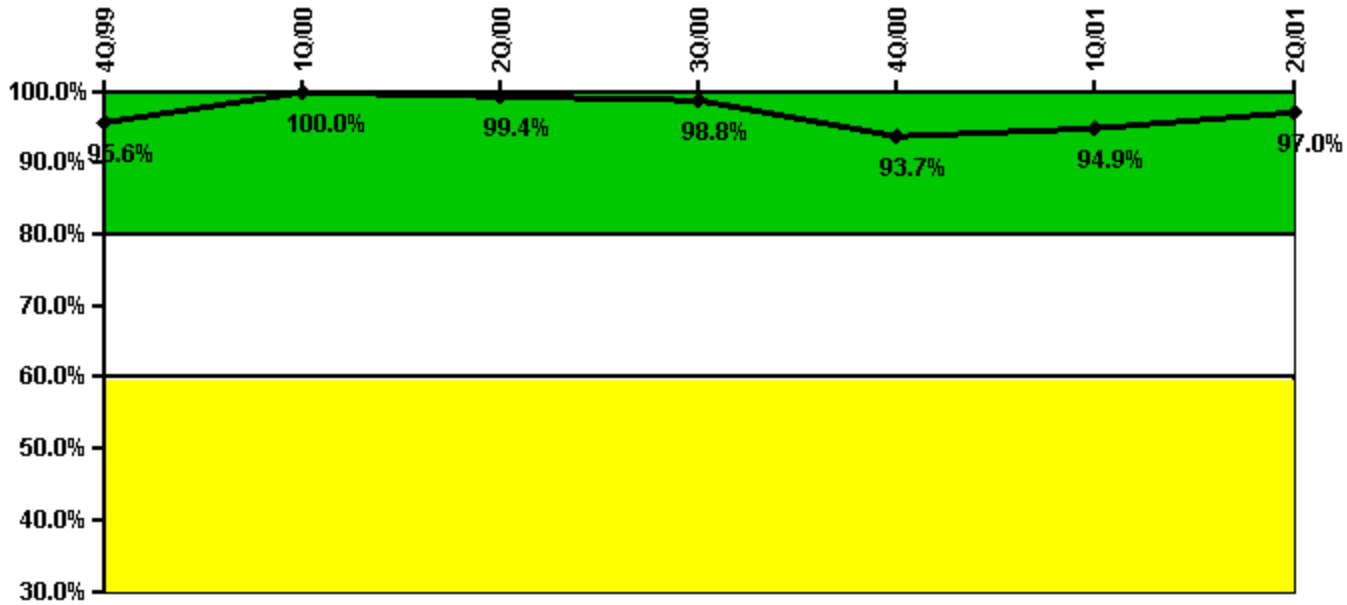
Thresholds: White < 90.0% Yellow < 70.0%

Notes

Drill/Exercise Performance	4Q/99	1Q/00	2Q/00	3Q/00	4Q/00	1Q/01	2Q/01
Successful opportunities	3.0	29.0	22.0	95.0	0	20.0	0
Total opportunities	3.0	32.0	22.0	100.0	0	20.0	0
Indicator value	93.8%	92.5%	94.4%	95.2%	95.2%	95.4%	95.4%

Licensee Comments: none

ERO Drill Participation



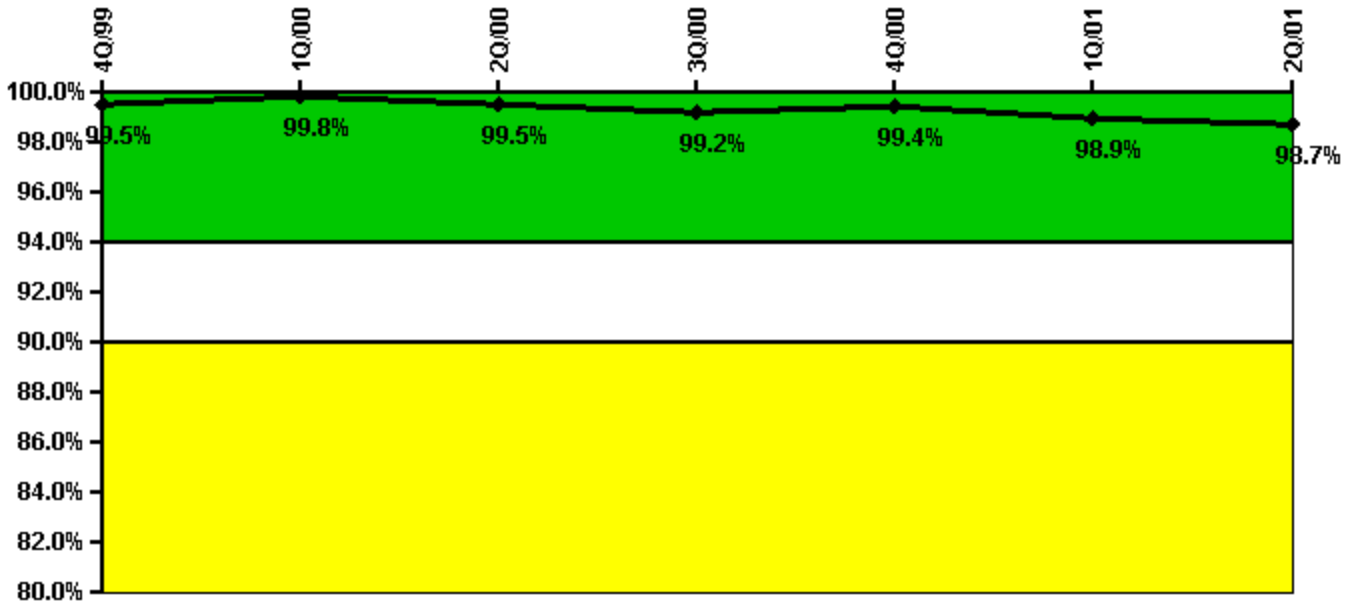
Thresholds: White < 80.0% Yellow < 60.0%

Notes

ERO Drill Participation	4Q/99	1Q/00	2Q/00	3Q/00	4Q/00	1Q/01	2Q/01
Participating Key personnel	65.0	132.0	166.0	165.0	163.0	166.0	160.0
Total Key personnel	68.0	132.0	167.0	167.0	174.0	175.0	165.0
Indicator value	95.6%	100.0%	99.4%	98.8%	93.7%	94.9%	97.0%

Licensee Comments: none

Alert & Notification System



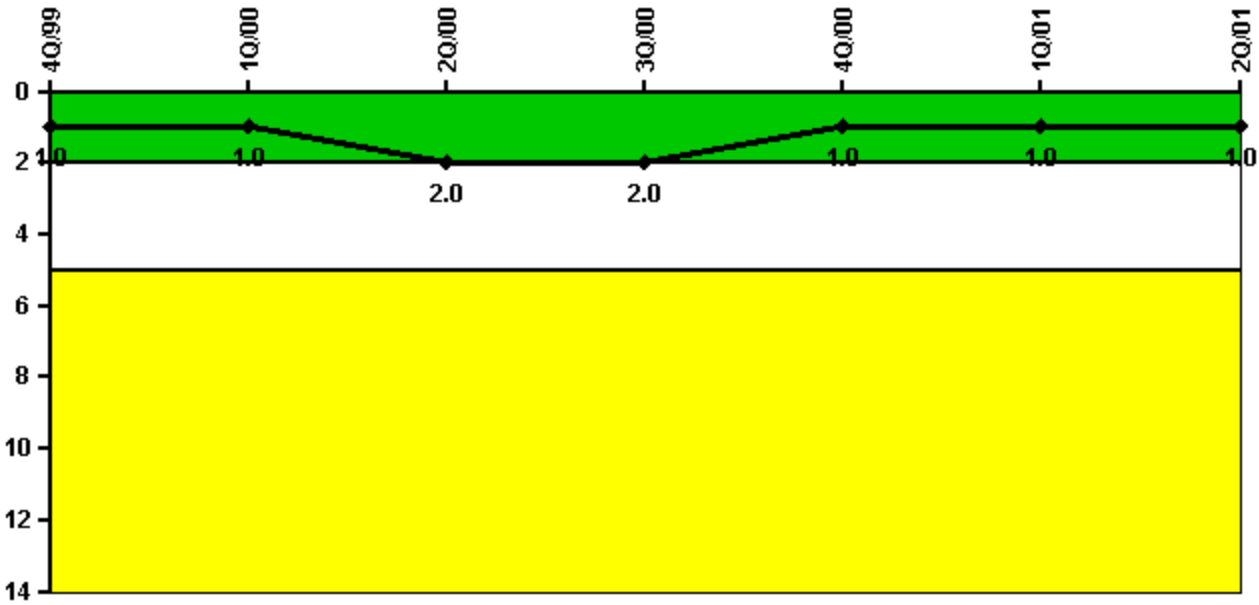
Thresholds: White < 94.0% Yellow < 90.0%

Notes

Alert & Notification System	4Q/99	1Q/00	2Q/00	3Q/00	4Q/00	1Q/01	2Q/01
Successful siren-tests	426	390	385	347	467	382	382
Total sirens-tests	429	390	390	351	468	390	390
Indicator value	99.5%	99.8%	99.5%	99.2%	99.4%	98.9%	98.7%

Licensee Comments: none

Occupational Exposure Control Effectiveness



Thresholds: White > 2.0 Yellow > 5.0

Notes

Occupational Exposure Control Effectiveness	4Q/99	1Q/00	2Q/00	3Q/00	4Q/00	1Q/01	2Q/01
High radiation area occurrences	1	0	1	0	0	0	1
Very high radiation area occurrences	0	0	0	0	0	0	0
Unintended exposure occurrences	0	0	0	0	0	0	0
Indicator value	1	1	2	2	1	1	1

Licensee Comments:

2Q/00: During a routine tour of the Unit 3 "B" LPSI Pump Room on 5/4/00, a hot spot was identified on a cyclone separator reading 1,200 mrem/hr at one foot. The event was documented and placed in the corrective action system. The associated corrective action documents were subsequently reviewed during an NRC inspection and the event was characterized by the NRC as a failure to perform adequate surveys of the cyclone separator resulting in untimely LHRA posting of this area. A PI data change is being made to acknowledge the NRC finding. The data change did not affect the color of the performance indicator.

RETS/ODCM Radiological Effluent



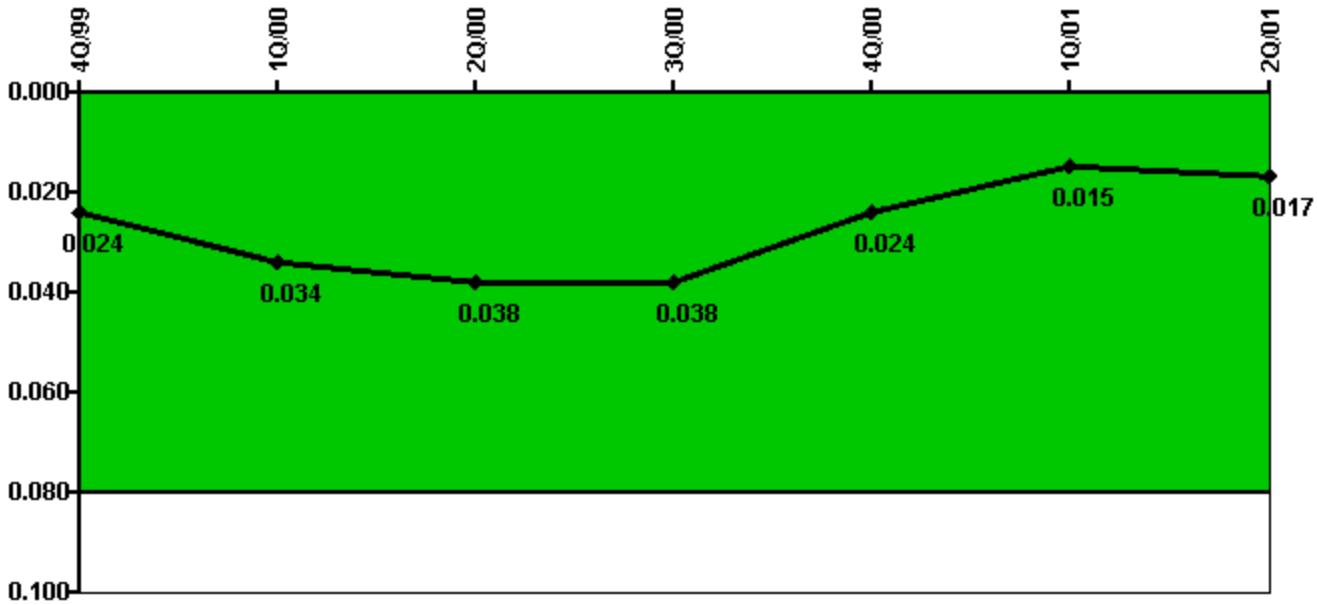
Thresholds: White > 1.0 Yellow > 3.0

Notes

RETS/ODCM Radiological Effluent	4Q/99	1Q/00	2Q/00	3Q/00	4Q/00	1Q/01	2Q/01
RETS/ODCM occurrences	0	0	0	0	0	0	0
Indicator value	0	0	0	0	0	0	0

Licensee Comments: none

Protected Area Security Performance Index



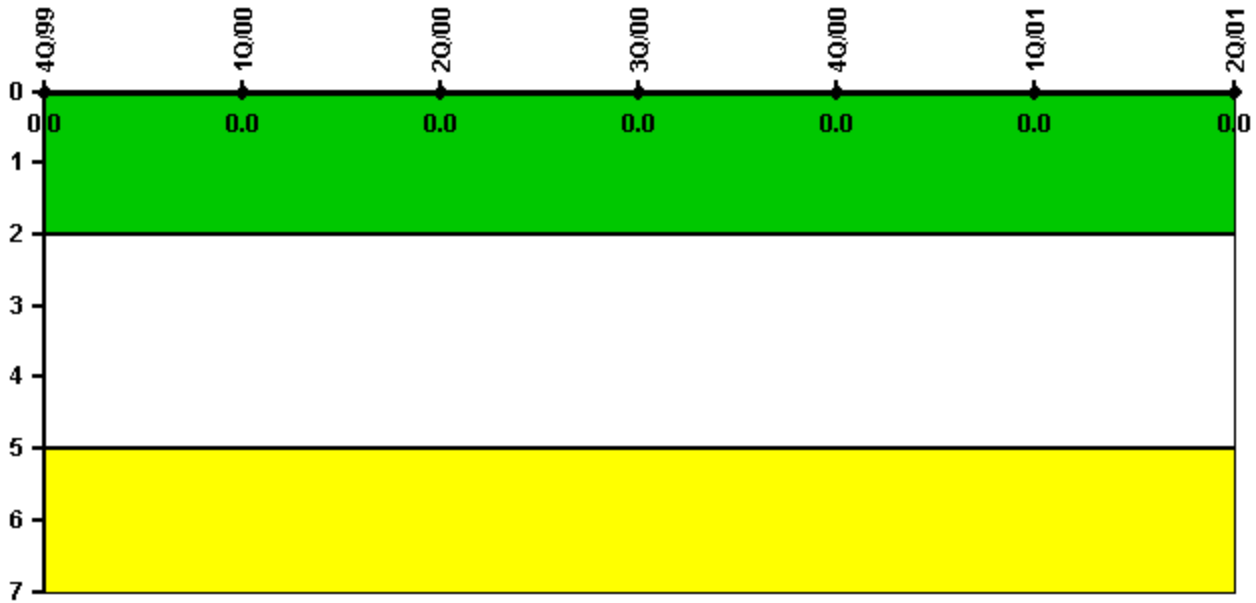
Thresholds: White > 0.080

Notes

Protected Area Security Performance Index	4Q/99	1Q/00	2Q/00	3Q/00	4Q/00	1Q/01	2Q/01
IDS compensatory hours	220.10	326.60	79.20	85.60	95.20	71.50	109.90
CCTV compensatory hours	225.3	35.2	76.7	8.5	1.3	19.8	82.6
IDS normalization factor	1.85	1.85	1.85	1.85	1.85	1.85	1.85
CCTV normalization factor	1.4	1.2	1.2	1.2	1.2	1.2	1.2
Index Value	0.024	0.034	0.038	0.038	0.024	0.015	0.017

Licensee Comments: none

Personnel Screening Program



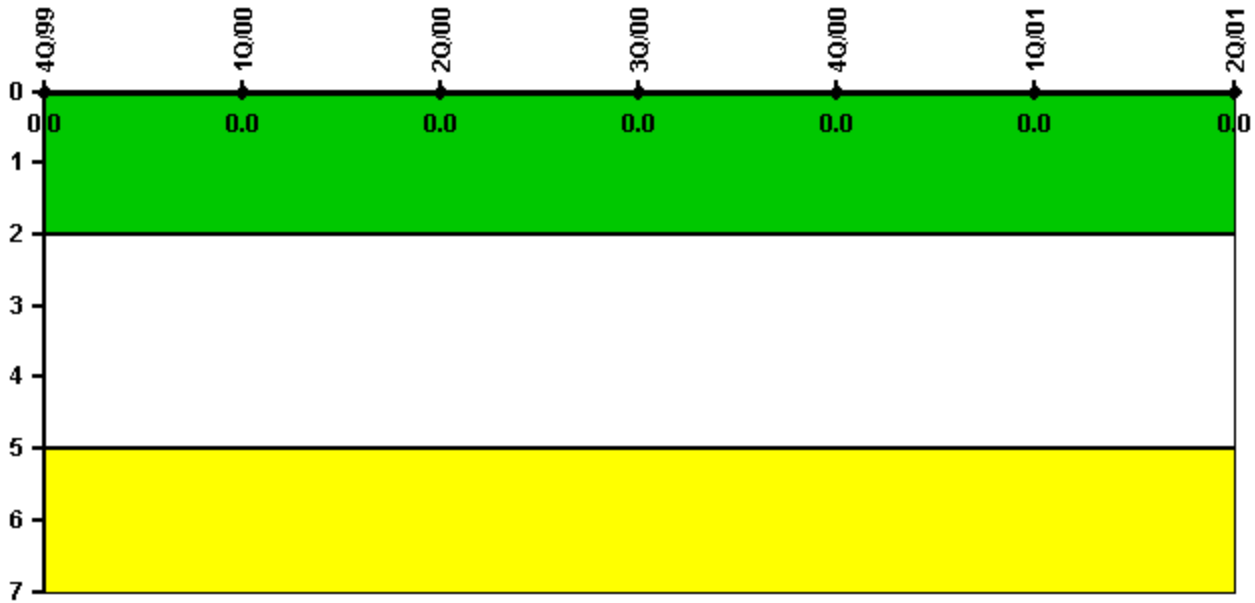
Thresholds: White > 2.0 Yellow > 5.0

Notes

Personnel Screening Program	4Q/99	1Q/00	2Q/00	3Q/00	4Q/00	1Q/01	2Q/01
Program failures	0	0	0	0	0	0	0
Indicator value	0	0	0	0	0	0	0

Licensee Comments: none

FFD/Personnel Reliability



Thresholds: White > 2.0 Yellow > 5.0

Notes

FFD/Personnel Reliability	4Q/99	1Q/00	2Q/00	3Q/00	4Q/00	1Q/01	2Q/01
Program Failures	0	0	0	0	0	0	0
Indicator value	0	0	0	0	0	0	0

Licensee Comments: none

▲ [PI Summary](#) | [Inspection Findings Summary](#) | [Action Matrix Summary](#) | [Reactor Oversight Process](#)

Last Modified: March 27, 2002