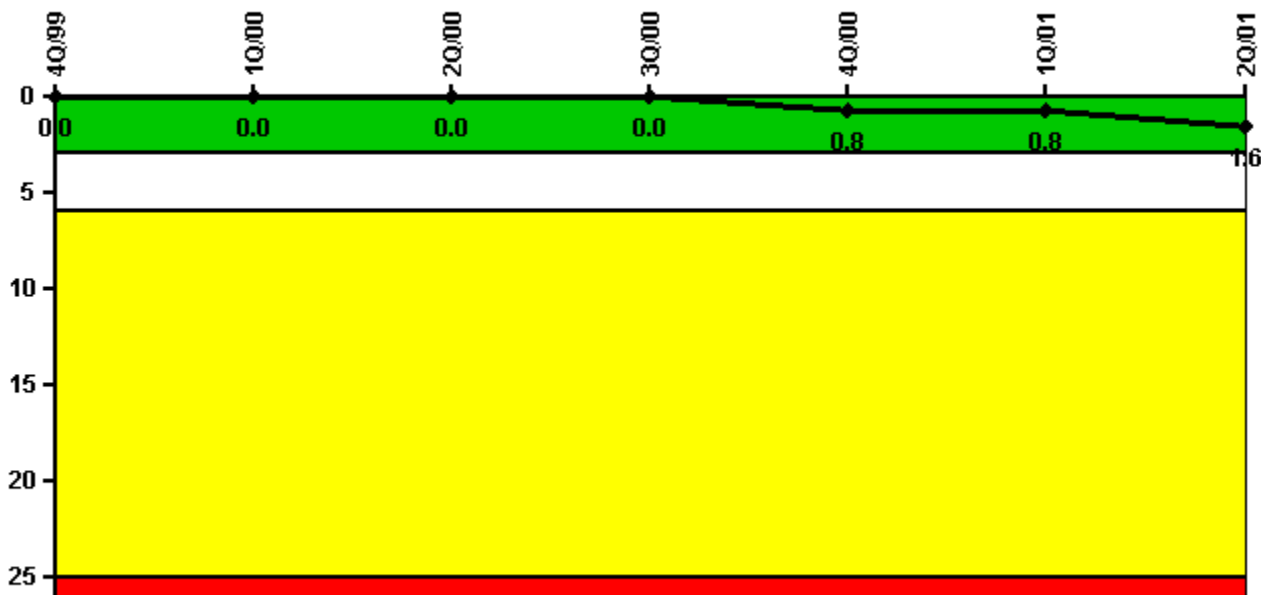


### Dresden 2

#### 2Q/2001 Performance Indicators

Licensee's General Comments: none

#### Unplanned Scrams per 7000 Critical Hrs



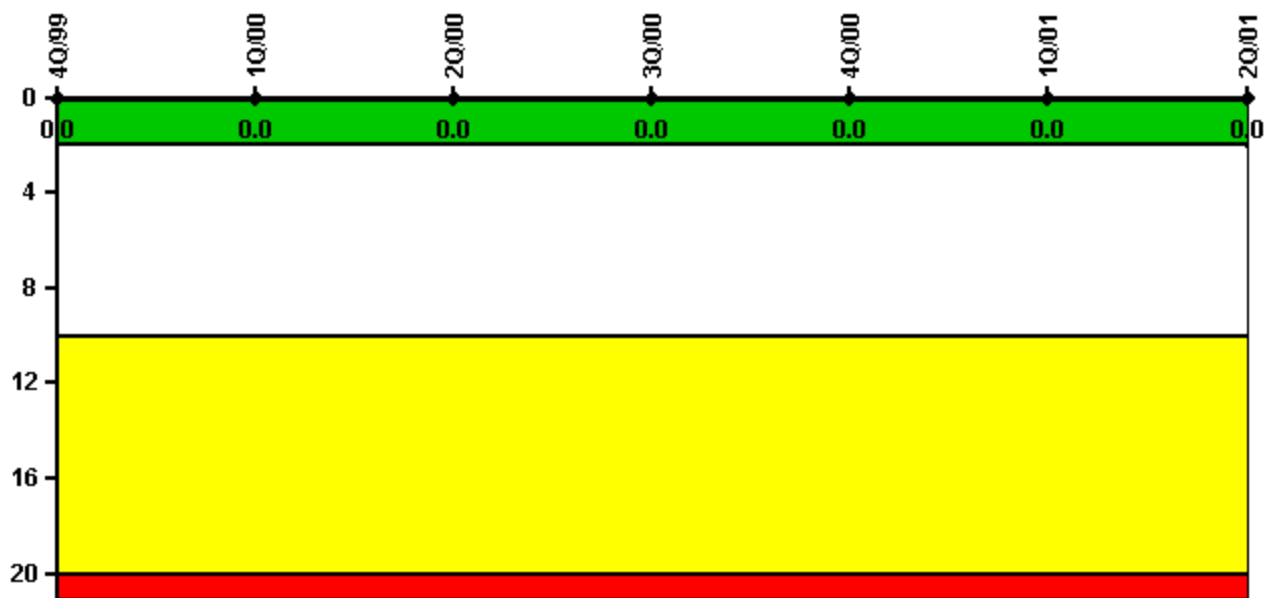
Thresholds: White > 3.0 Yellow > 6.0 Red > 25.0

#### Notes

Unplanned Scrams per 7000 Critical Hrs	4Q/99	1Q/00	2Q/00	3Q/00	4Q/00	1Q/01	2Q/01
Unplanned scrams	0	0	0	0	1.0	0	1.0
Critical hours	1617.7	2184.0	2183.0	2208.0	2183.9	2160.0	2120.7
<b>Indicator value</b>	<b>0</b>	<b>0</b>	<b>0</b>	<b>0</b>	<b>0.8</b>	<b>0.8</b>	<b>1.6</b>

Licensee Comments: none

### Scrams with Loss of Normal Heat Removal



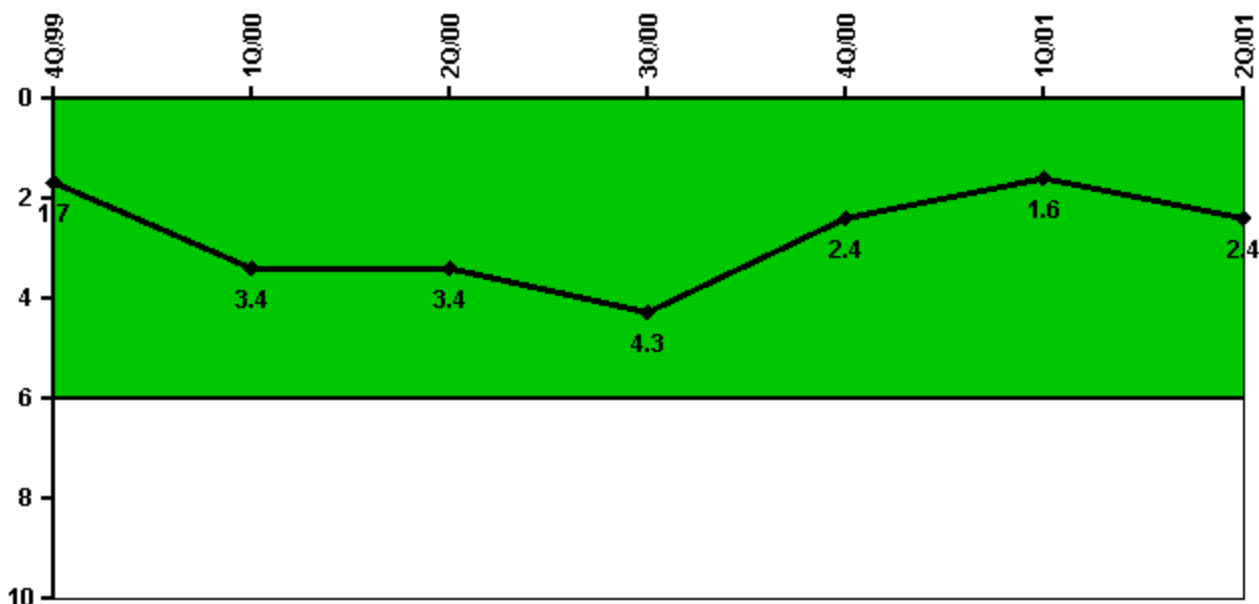
Thresholds: White > 2.0 Yellow > 10.0 Red > 20.0

#### Notes

Scrams with Loss of Normal Heat Removal	4Q/99	1Q/00	2Q/00	3Q/00	4Q/00	1Q/01	2Q/01
Scrams	0	0	0	0	0	0	0
Indicator value	0	0	0	0	0	0	0

Licensee Comments: none

### Unplanned Power Changes per 7000 Critical Hrs



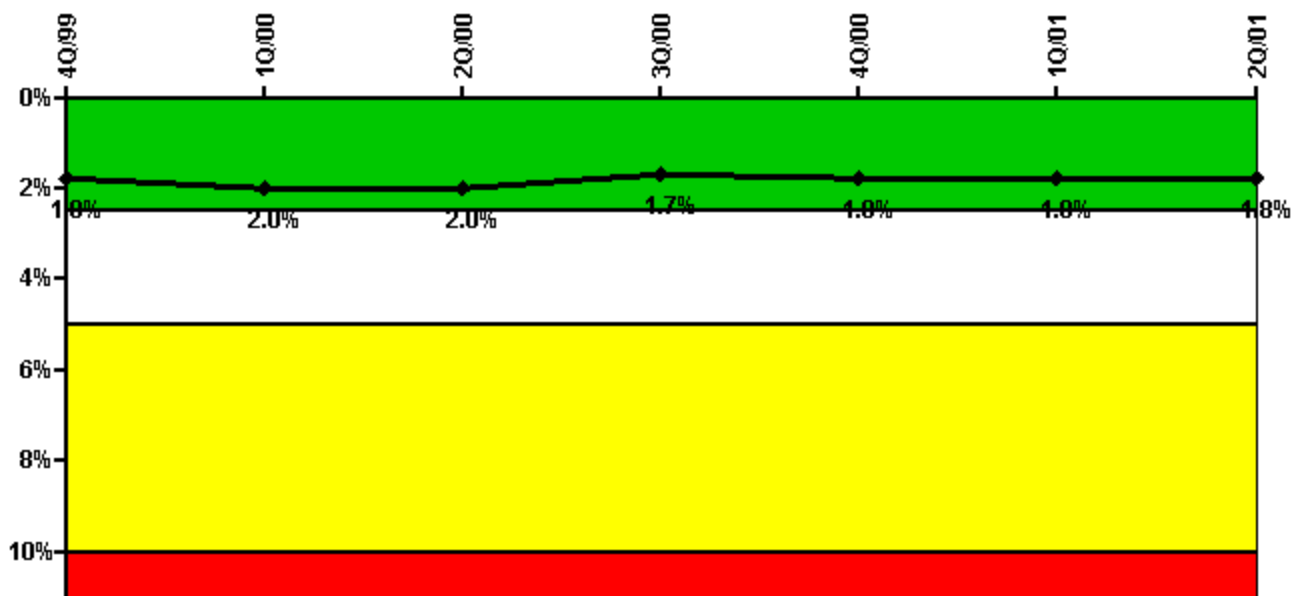
Thresholds: White > 6.0

#### Notes

Unplanned Power Changes per 7000 Critical Hrs	4Q/99	1Q/00	2Q/00	3Q/00	4Q/00	1Q/01	2Q/01
Unplanned power changes	2.0	2.0	0	1.0	0	1.0	1.0
Critical hours	1617.7	2184.0	2183.0	2208.0	2183.9	2160.0	2120.7
Indicator value	1.7	3.4	3.4	4.3	2.4	1.6	2.4

Licensee Comments: none

### Safety System Unavailability, Emergency AC Power



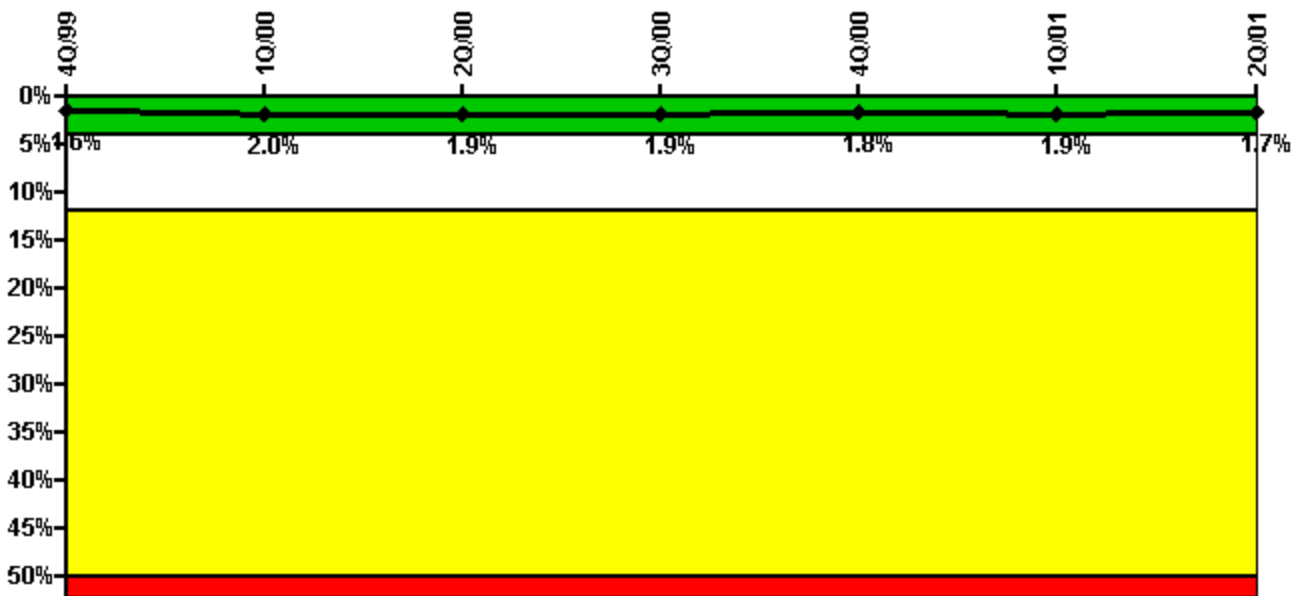
Thresholds: White > 2.5% Yellow > 5.0% Red > 10.0%

#### Notes

Safety System Unavailability, Emergency AC Power	4Q/99	1Q/00	2Q/00	3Q/00	4Q/00	1Q/01	2Q/01
<b>Train 1</b>							
Planned unavailable hours	6.25	9.31	9.34	13.55	36.08	88.90	10.98
Unplanned unavailable hours	0	0	43.00	0	0	26.90	0
Fault exposure hours	0	0	0	0	0	0	0
Effective Reset hours	0	0	0	0	0	0	0
Required hours	2209.00	2184.00	2183.00	2208.00	2209.00	2160.00	2183.00
<b>Train 2</b>							
Planned unavailable hours	6.25	78.41	7.53	16.47	22.37	35.27	71.38
Unplanned unavailable hours	0	0	12.75	0	0	0	2.80
Fault exposure hours	0	0	0	0	0	0	0
Effective Reset hours	0	0	0	0	0	0	0
Required hours	2209.00	2184.00	2183.00	2208.00	2209.00	2160.00	2183.00
<b>Indicator value</b>	<b>1.8%</b>	<b>2.0%</b>	<b>2.0%</b>	<b>1.7%</b>	<b>1.8%</b>	<b>1.8%</b>	<b>1.8%</b>

Licensee Comments: none

### Safety System Unavailability, High Pressure Injection System (HPCI)



Thresholds: White > 4.0% Yellow > 12.0% Red > 50.0%

#### Notes

Safety System Unavailability, High Pressure Injection System (HPCI)	4Q/99	1Q/00	2Q/00	3Q/00	4Q/00	1Q/01	2Q/01
<b>Train 1</b>							
Planned unavailable hours	0.95	159.22	2.66	0.37	24.45	45.25	17.50
Unplanned unavailable hours	0	0	0	0	0.28	0.38	0
Fault exposure hours	0	0	0	0	0	0	0
Effective Reset hours	0	0	0	0	0	0	0
Required hours	1617.68	2184.00	2183.00	2208.00	2183.93	2160.00	2120.65
<b>Indicator value</b>	<b>1.6%</b>	<b>2.0%</b>	<b>1.9%</b>	<b>1.9%</b>	<b>1.8%</b>	<b>1.9%</b>	<b>1.7%</b>

Licensee Comments: none

## Safety System Unavailability, Heat Removal System

**Thresholds  
under  
development /  
review**

### Notes

Safety System Unavailability, Heat Removal System	4Q/99	1Q/00	2Q/00	3Q/00	4Q/00	1Q/01	2Q/01
<b>Train 1</b>							
Planned unavailable hours	7.03	56.33					
Unplanned unavailable hours	0	6.23					
Fault exposure hours	0	0					
Effective Reset hours	0	0	0	0	0	0	0
Required hours	1617.68	2184.00					
<b>Indicator value</b>	<b>1.0%</b>	<b>1.0%</b>					

Licensee Comments: none

---

### Safety System Unavailability, Residual Heat Removal System



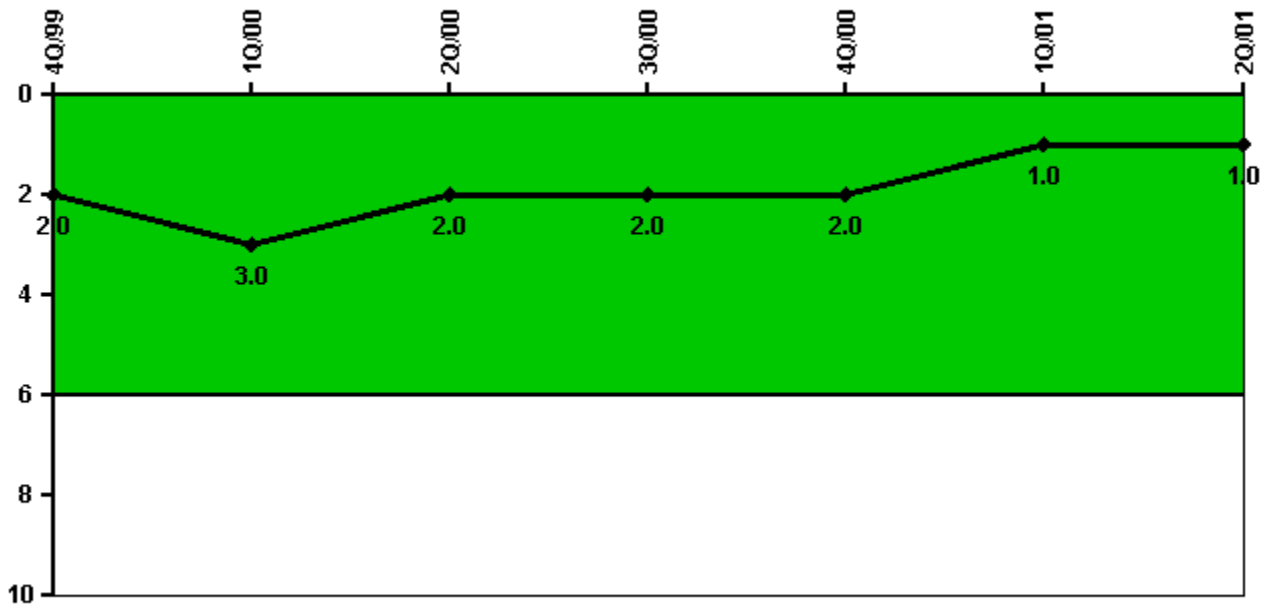
Thresholds: White > 1.5% Yellow > 5.0% Red > 10.0%

Notes

Safety System Unavailability, Residual Heat Removal System	4Q/99	1Q/00	2Q/00	3Q/00	4Q/00	1Q/01	2Q/01
<b>Train 1</b>							
Planned unavailable hours	62.08	2.76	0.18	0.08	7.32	47.20	40.03
Unplanned unavailable hours	0	0	0	0	0	0	0
Fault exposure hours	0	0	0	0	0	0	0
Effective Reset hours	0	0	0	0	0	0	0
Required hours	2209.00	2184.00	2183.00	2208.00	2209.00	2160.00	2183.00
<b>Train 2</b>							
Planned unavailable hours	0.05	2.32	0.18	40.55	14.07	65.78	0
Unplanned unavailable hours	0	0	0	0	18.87	0	0
Fault exposure hours	0	0	0	0	0	0	0
Effective Reset hours	0	0	0	0	0	0	0
Required hours	2209.00	2184.00	2183.00	2208.00	2209.00	2160.00	2183.00
<b>Train 3</b>							
Planned unavailable hours	0	0	0.63	0	0.58	0	0
Unplanned unavailable hours	6.40	0	0	0	0	0	0
Fault exposure hours	0	0	0	0	0	0	0
Effective Reset hours	0	0	0	0	0	0	0
Required hours	2209.00	2184.00	2183.00	2208.00	2209.00	2160.00	2183.00
<b>Train 4</b>							
Planned unavailable hours	0	0	0.63	0	0.58	0	0
Unplanned unavailable hours	6.40	0	0	0	0	0	0
Fault exposure hours	0	0	0	0	0	0	0
Effective Reset hours	0	0	0	0	0	0	0
Required hours	2209.00	2184.00	2183.00	2208.00	2209.00	2160.00	2183.00
<b>Indicator value</b>	<b>0.6%</b>	<b>0.6%</b>	<b>0.6%</b>	<b>0.6%</b>	<b>0.6%</b>	<b>0.7%</b>	<b>0.8%</b>

Licensee Comments: none

### Safety System Functional Failures (BWR)



Thresholds: White > 6.0

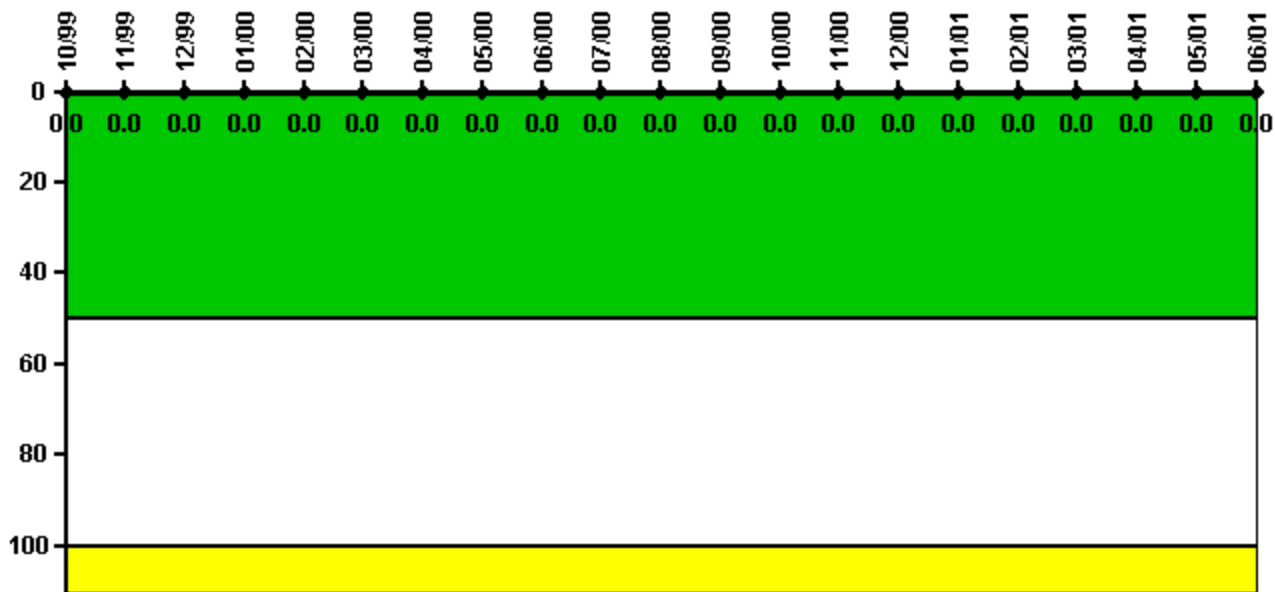
#### Notes

Safety System Functional Failures (BWR)	4Q/99	1Q/00	2Q/00	3Q/00	4Q/00	1Q/01	2Q/01
Safety System Functional Failures	1	1	0	0	1	0	0
Indicator value	2	3	2	2	2	1	1

Licensee Comments: none



### Reactor Coolant System Activity



Thresholds: White > 50.0 Yellow > 100.0

#### Notes


Reactor Coolant System Activity	10/99	11/99	12/99	1/00	2/00	3/00	4/00	5/00	6/00	7/00	8/00	9/00
Maximum activity	0.000024	0.000007	0.000030	0.000010	0.000002	0.000023	0.000008	0.000008	0.000053	0.000028	0.000011	0.000014
Technical specification limit	0.2	0.2	0.2	0.2	0.2	0.2	0.2	0.2	0.2	0.2	0.2	0.2
Indicator value	0	0	0	0	0	0	0	0	0	0	0	0

Reactor Coolant System Activity	10/00	11/00	12/00	1/01	2/01	3/01	4/01	5/01	6/01
Maximum activity	0.000020	0.000009	0.000015	0.000007	0.000009	0.000015	0.000008	0.000026	0.000018
Technical specification limit	0.2	0.2	0.2	0.2	0.2	0.2	0.2	0.2	0.2
Indicator value	0	0	0	0	0	0	0	0	0

Licensee Comments: none

### Reactor Coolant System Leakage



Thresholds: White > 50.0 Yellow > 100.0

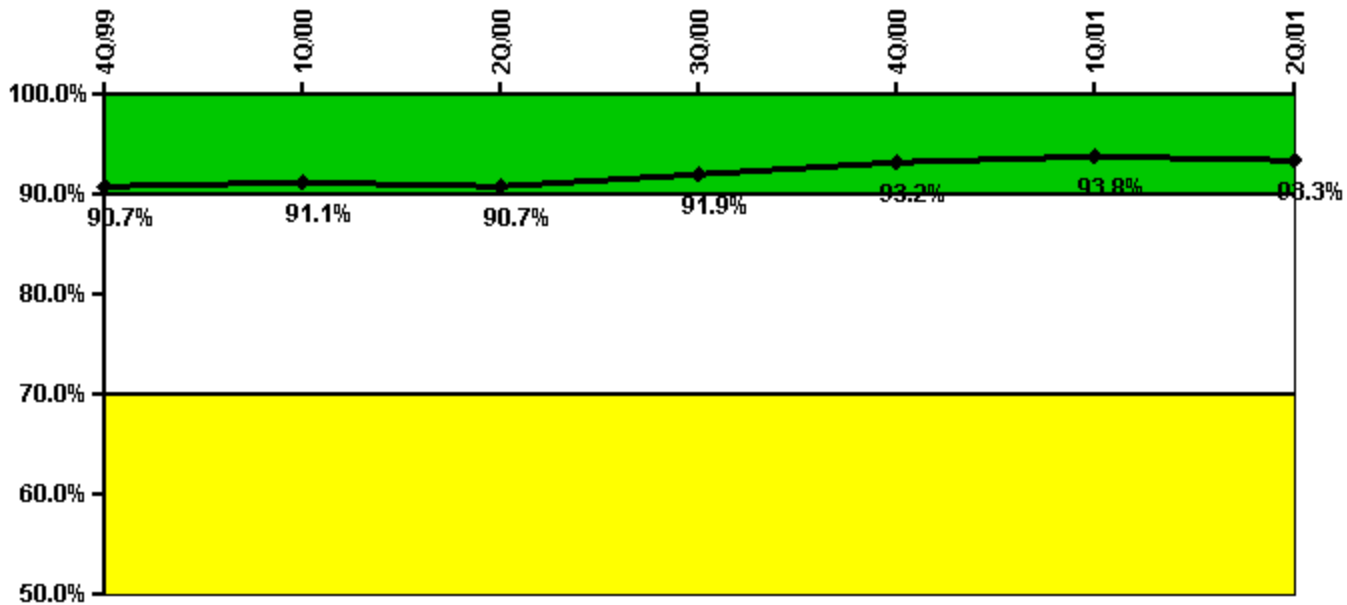
#### Notes

Reactor Coolant System Leakage	10/99	11/99	12/99	1/00	2/00	3/00	4/00	5/00	6/00	7/00	8/00	9/00
Maximum leakage	2.480	2.655	1.930	1.802	1.850	1.905	1.905	1.767	1.770	1.810	1.778	1.775
Technical specification limit	25.0	25.0	25.0	25.0	25.0	25.0	25.0	25.0	25.0	25.0	25.0	25.0
Indicator value	9.9	10.6	7.7	7.2	7.4	7.6	7.6	7.1	7.1	7.2	7.1	7.1

Reactor Coolant System Leakage	10/00	11/00	12/00	1/01	2/01	3/01	4/01	5/01	6/01
Maximum leakage	1.770	1.800	1.818	1.775	1.768	1.743	1.803	1.850	1.843
Technical specification limit	25.0	25.0	25.0	25.0	25.0	25.0	25.0	25.0	25.0
Indicator value	7.1	7.2	7.3	7.1	7.1	7.0	7.2	7.4	7.4

Licensee Comments: none

### Drill/Exercise Performance



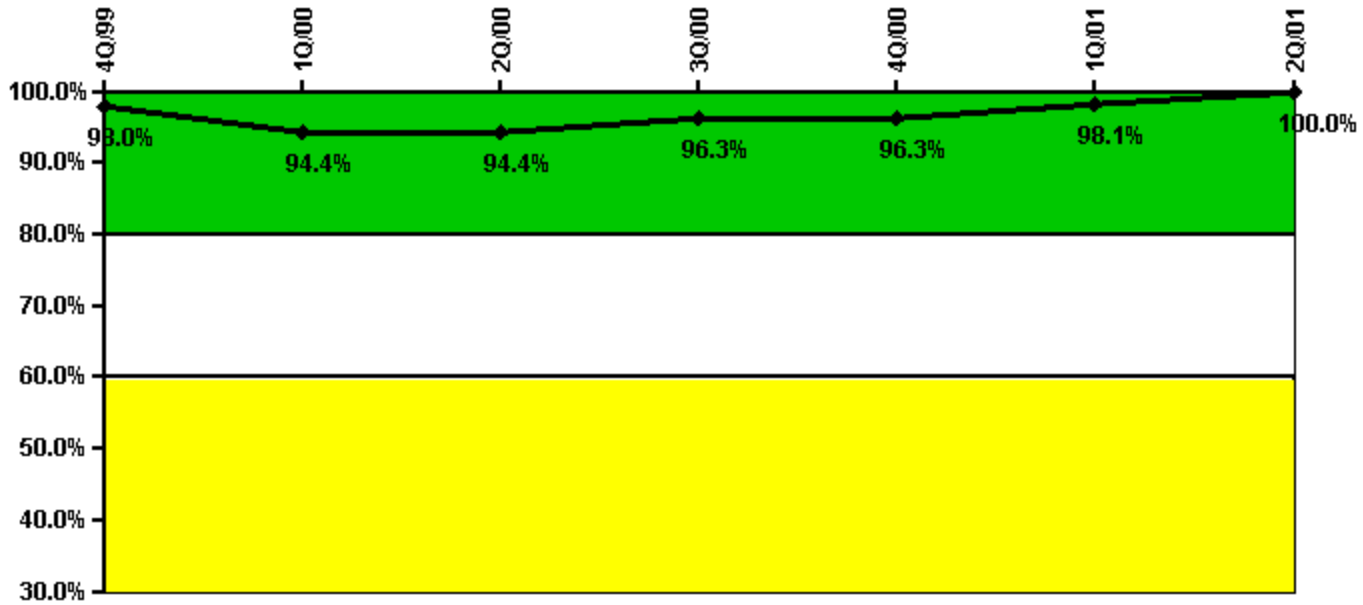
Thresholds: White < 90.0% Yellow < 70.0%

#### Notes

Drill/Exercise Performance	4Q/99	1Q/00	2Q/00	3Q/00	4Q/00	1Q/01	2Q/01
Successful opportunities	52.0	6.0	14.0	85.0	61.0	33.0	12.0
Total opportunities	58.0	6.0	16.0	90.0	62.0	34.0	14.0
Indicator value	90.7%	91.1%	90.7%	91.9%	93.2%	93.8%	93.3%

Licensee Comments: none

### ERO Drill Participation



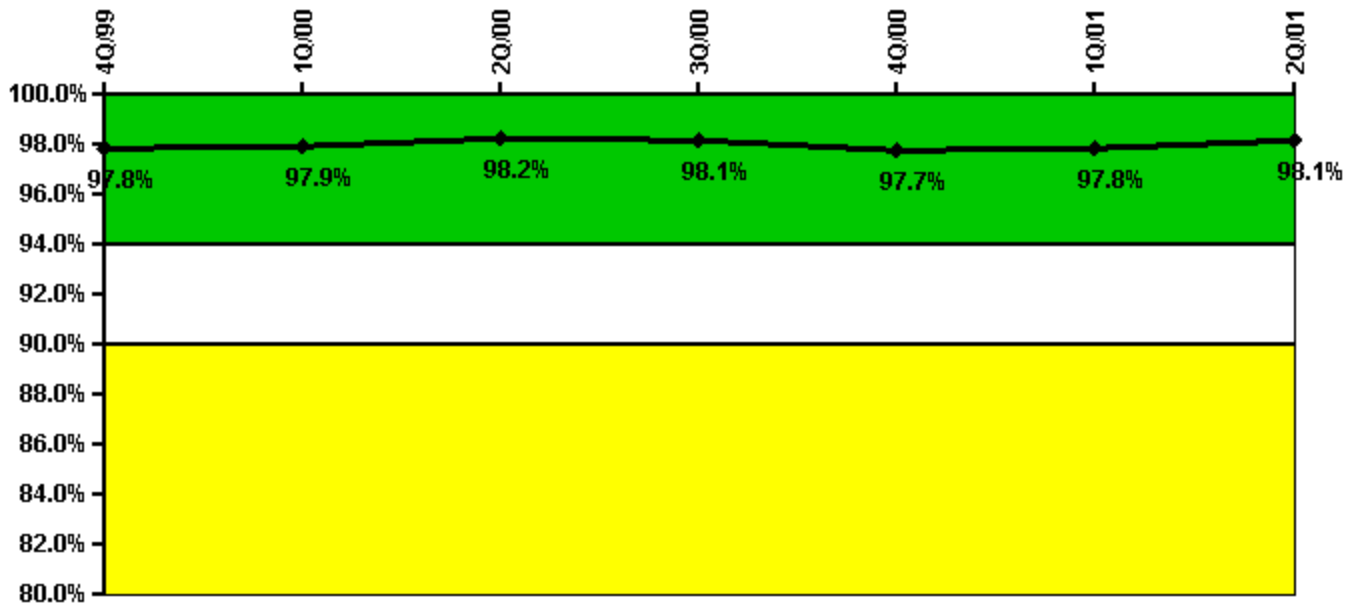
Thresholds: White < 80.0% Yellow < 60.0%

#### Notes

ERO Drill Participation	4Q/99	1Q/00	2Q/00	3Q/00	4Q/00	1Q/01	2Q/01
Participating Key personnel	49.0	51.0	51.0	52.0	52.0	52.0	52.0
Total Key personnel	50.0	54.0	54.0	54.0	54.0	53.0	52.0
Indicator value	98.0%	94.4%	94.4%	96.3%	96.3%	98.1%	100.0%

Licensee Comments: none

### Alert & Notification System



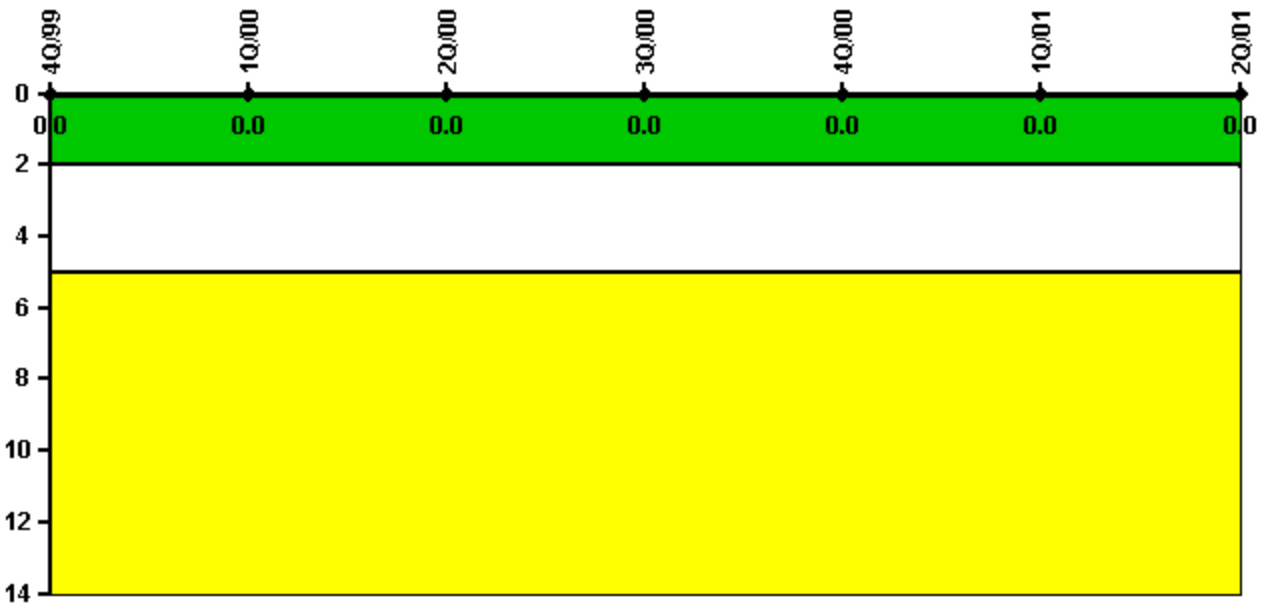
Thresholds: White < 94.0% Yellow < 90.0%

#### Notes

Alert & Notification System	4Q/99	1Q/00	2Q/00	3Q/00	4Q/00	1Q/01	2Q/01
Successful siren-tests	4949	4960	4903	4864	4877	4979	4971
Total sirens-tests	4977	5056	5056	4977	4977	5056	5056
Indicator value	97.8%	97.9%	98.2%	98.1%	97.7%	97.8%	98.1%

Licensee Comments: none

### Occupational Exposure Control Effectiveness



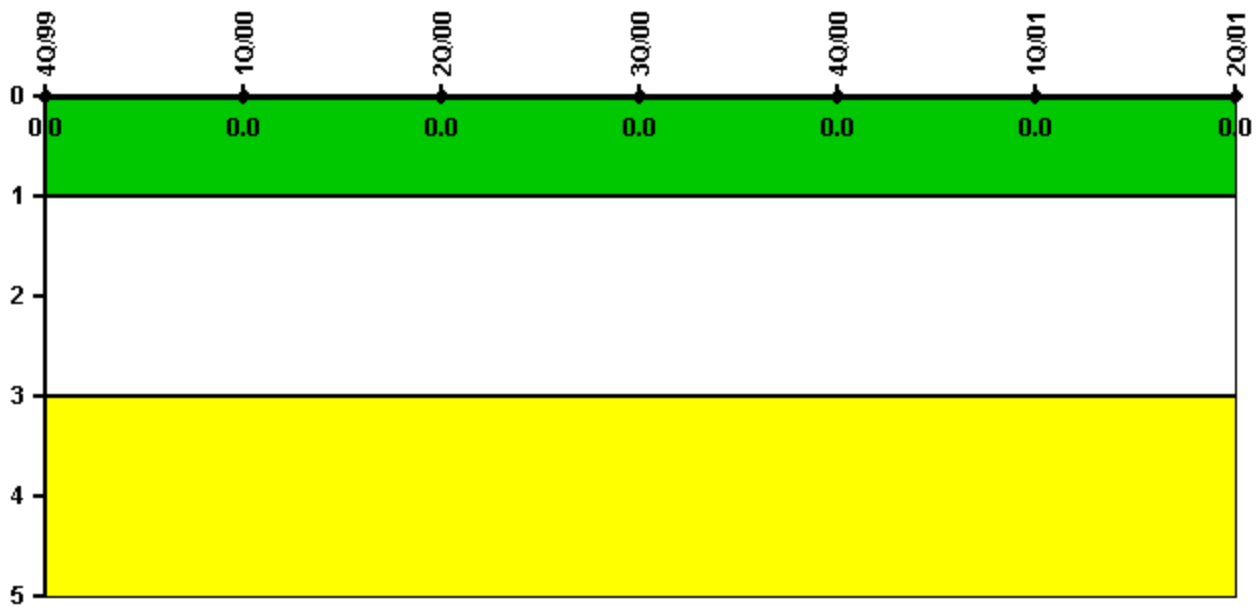
Thresholds: White > 2.0 Yellow > 5.0

#### Notes

Occupational Exposure Control Effectiveness	4Q/99	1Q/00	2Q/00	3Q/00	4Q/00	1Q/01	2Q/01
High radiation area occurrences	0	0	0	0	0	0	0
Very high radiation area occurrences	0	0	0	0	0	0	0
Unintended exposure occurrences	0	0	0	0	0	0	0
<b>Indicator value</b>	<b>0</b>	<b>0</b>	<b>0</b>	<b>0</b>	<b>0</b>	<b>0</b>	<b>0</b>

Licensee Comments: none

### RETS/ODCM Radiological Effluent



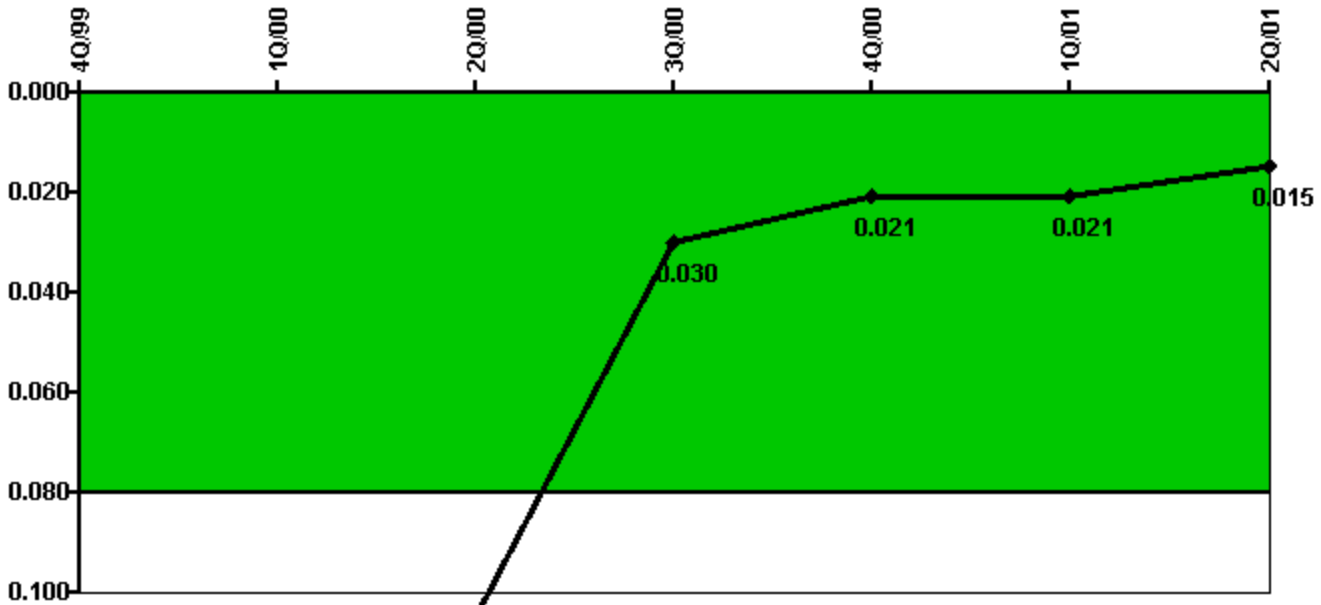
Thresholds: White > 1.0 Yellow > 3.0

#### Notes

RETS/ODCM Radiological Effluent	4Q/99	1Q/00	2Q/00	3Q/00	4Q/00	1Q/01	2Q/01
RETS/ODCM occurrences	0	0	0	0	0	0	0
Indicator value	0	0	0	0	0	0	0

Licensee Comments: none

### Protected Area Security Performance Index



Thresholds: White > 0.080

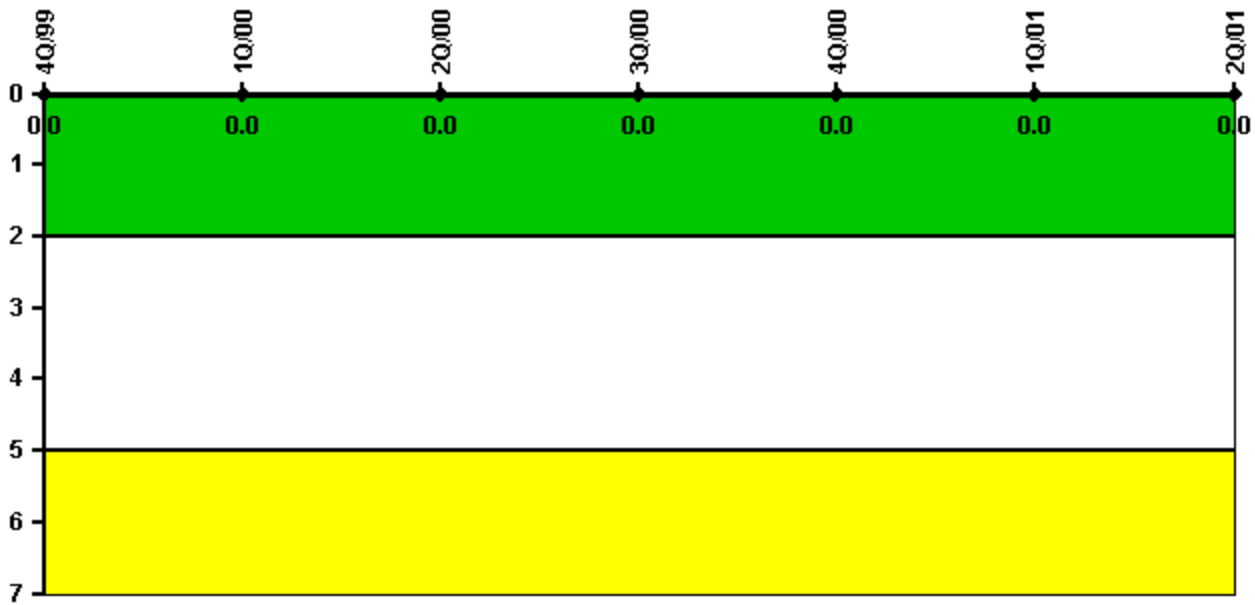
#### Notes

Protected Area Security Performance Index	4Q/99	1Q/00	2Q/00	3Q/00	4Q/00	1Q/01	2Q/01
IDS compensatory hours	258.80	14.80	178.10	20.18	2.17	0	127.63
CCTV compensatory hours	0	0	93.3	72.7	32.3	19.0	31.9
IDS normalization factor	1.30	1.30	1.30	1.30	1.30	1.30	1.30
CCTV normalization factor	1.0	1.0	1.0	1.0	1.0	1.0	1.0
<b>Index Value</b>	<b>0.179</b>	<b>0.139</b>	<b>0.105</b>	<b>0.030</b>	<b>0.021</b>	<b>0.021</b>	<b>0.015</b>

Licensee Comments: none



### Personnel Screening Program



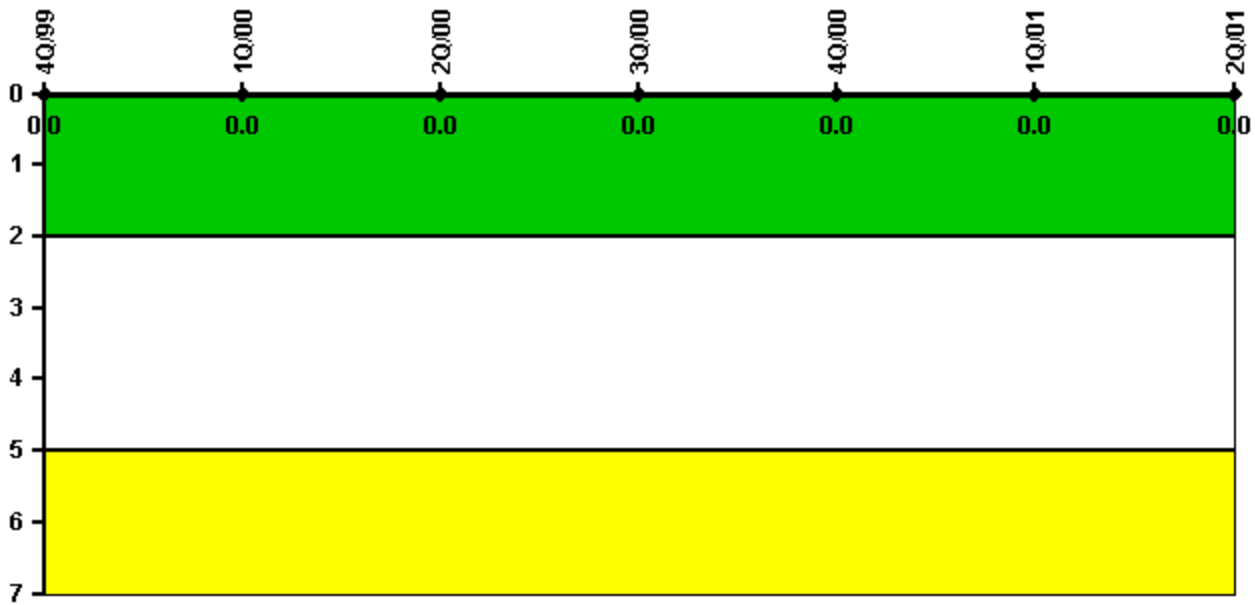
Thresholds: White > 2.0 Yellow > 5.0

#### Notes

Personnel Screening Program	4Q/99	1Q/00	2Q/00	3Q/00	4Q/00	1Q/01	2Q/01
Program failures	0	0	0	0	0	0	0
Indicator value	0	0	0	0	0	0	0

Licensee Comments: none

### FFD/Personnel Reliability



Thresholds: White > 2.0 Yellow > 5.0

#### Notes

FFD/Personnel Reliability	4Q/99	1Q/00	2Q/00	3Q/00	4Q/00	1Q/01	2Q/01
Program Failures	0	0	0	0	0	0	0
Indicator value	0	0	0	0	0	0	0

Licensee Comments: none

▲ [PI Summary](#) | [Inspection Findings Summary](#) | [Action Matrix Summary](#) | [Reactor Oversight Process](#)

Last Modified: March 27, 2002