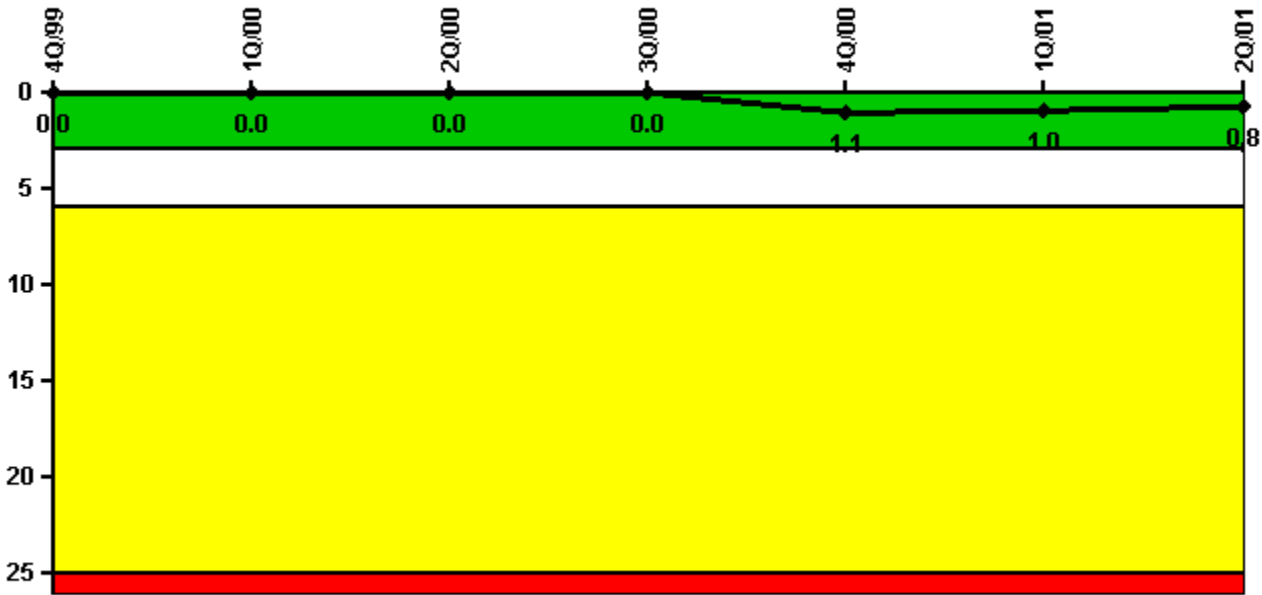


Cooper

2Q/2001 Performance Indicators

Licensee's General Comments: none

Unplanned Scrams per 7000 Critical Hrs



Thresholds: White > 3.0 Yellow > 6.0 Red > 25.0

Notes

Unplanned Scrams per 7000 Critical Hrs	4Q/99	1Q/00	2Q/00	3Q/00	4Q/00	1Q/01	2Q/01
Unplanned scrams	0	0	0	0	1.0	0	0
Critical hours	2209.0	1369.4	849.5	2208.0	2092.6	1873.9	2183.0
Indicator value	0	0	0	0	1.1	1.0	0.8

Licensee Comments: none

Scrams with Loss of Normal Heat Removal



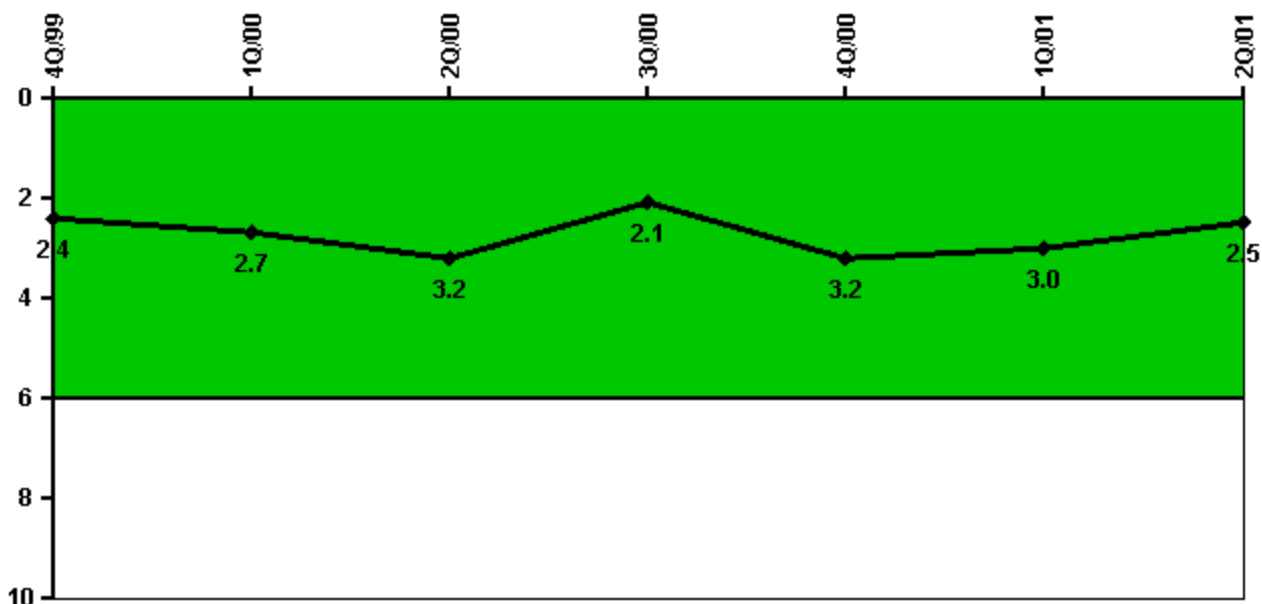
Thresholds: White > 2.0 Yellow > 10.0 Red > 20.0

Notes

Scrams with Loss of Normal Heat Removal	4Q/99	1Q/00	2Q/00	3Q/00	4Q/00	1Q/01	2Q/01
Scrams	0	0	0	0	0	0	0
Indicator value	0	0	0	0	0	0	0

Licensee Comments: none

Unplanned Power Changes per 7000 Critical Hrs



Thresholds: White > 6.0

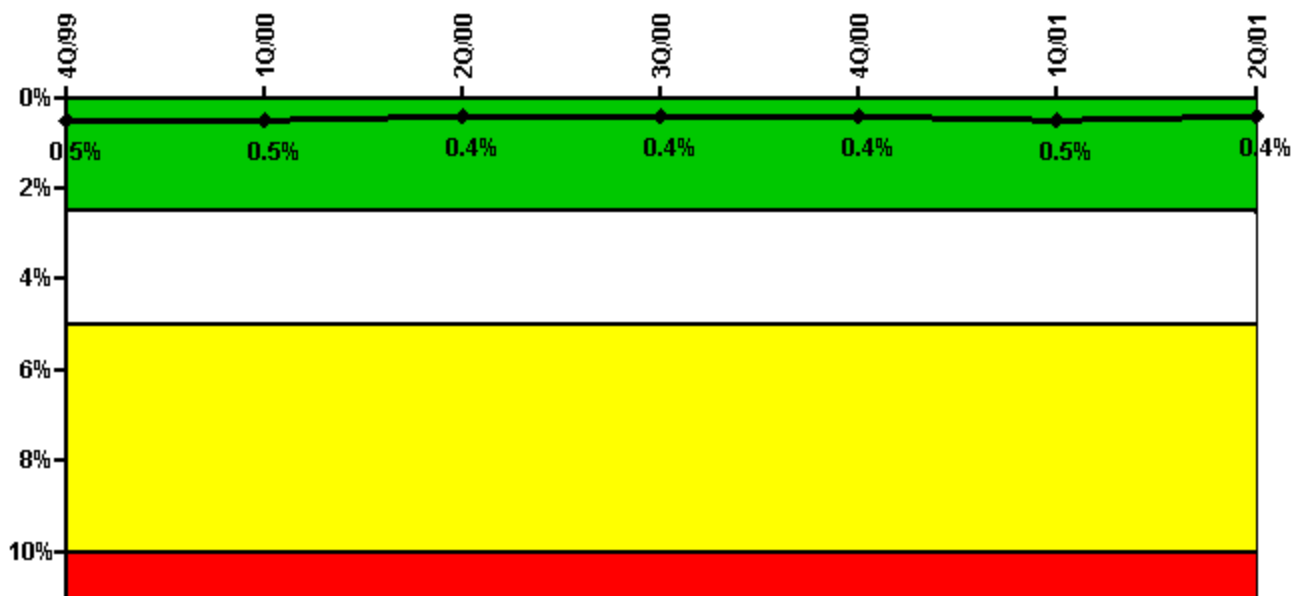
Notes

Unplanned Power Changes per 7000 Critical Hrs	4Q/99	1Q/00	2Q/00	3Q/00	4Q/00	1Q/01	2Q/01
Unplanned power changes	0	1.0	1.0	0	1.0	1.0	1.0
Critical hours	2209.0	1369.4	849.5	2208.0	2092.6	1873.9	2183.0
Indicator value	2.4	2.7	3.2	2.1	3.2	3.0	2.5

Licensee Comments:

2Q/01: Startup Transformer Potential Transformer failure/fire caused loss of power to a Reactor Recirc Pump... Downpower to 60%

Safety System Unavailability, Emergency AC Power



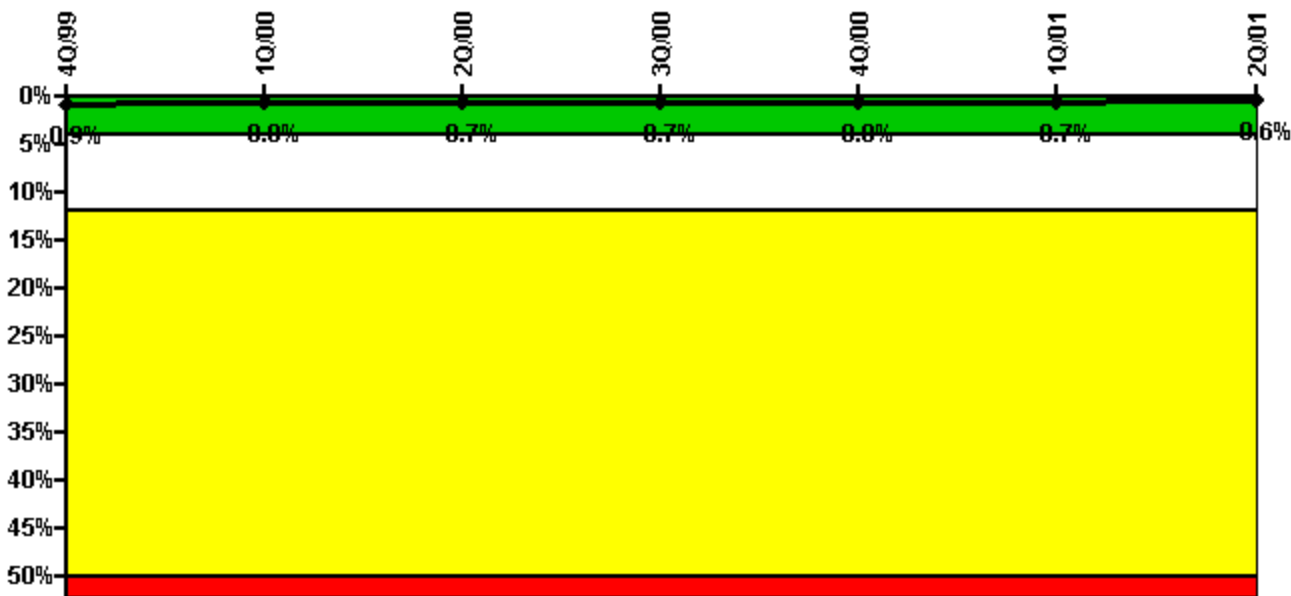
Thresholds: White > 2.5% Yellow > 5.0% Red > 10.0%

Notes

Safety System Unavailability, Emergency AC Power	4Q/99	1Q/00	2Q/00	3Q/00	4Q/00	1Q/01	2Q/01
Train 1							
Planned unavailable hours	0	0	0	1.10	18.02	11.20	0
Unplanned unavailable hours	0	0	0	0	7.95	0	2.00
Fault exposure hours	0	0	0	0	0	0	0
Effective Reset hours	0	0	0	0	0	0	0
Required hours	2209.00	2184.00	2071.20	2208.00	2208.00	2160.00	2183.00
Train 2							
Planned unavailable hours	12.75	0	0	0.72	28.05	0	0
Unplanned unavailable hours	11.43	0	0	0	4.29	45.65	0
Fault exposure hours	0	0	0	0	0	0	0
Effective Reset hours	0	0	0	0	0	0	0
Required hours	2209.00	2184.00	2184.00	2208.00	2208.00	2160.00	2183.00
Indicator value	0.5%	0.5%	0.4%	0.4%	0.4%	0.5%	0.4%

Licensee Comments: none

Safety System Unavailability, High Pressure Injection System (HPCI)



Thresholds: White > 4.0% Yellow > 12.0% Red > 50.0%

Notes

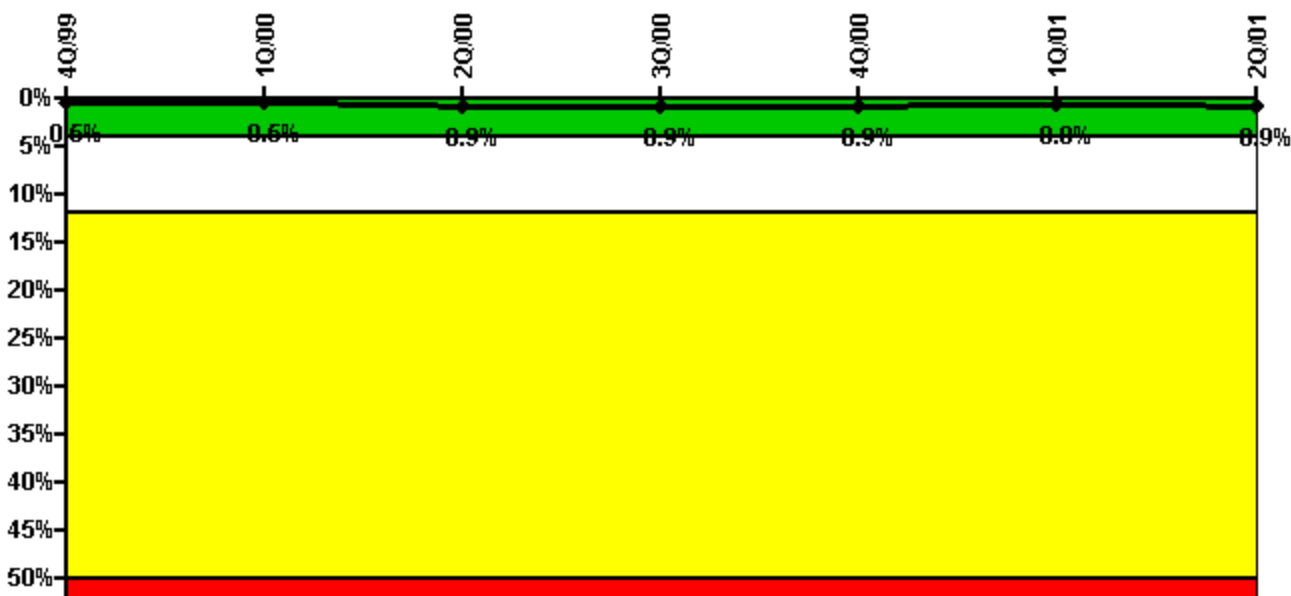
Safety System Unavailability, High Pressure Injection System (HPCI)	4Q/99	1Q/00	2Q/00	3Q/00	4Q/00	1Q/01	2Q/01
Train 1							
Planned unavailable hours	0.30	0.13	0.43	1.74	31.48	1.22	0.60
Unplanned unavailable hours	0	0	0	0	0	0	0
Fault exposure hours	0	0	0	0	0	0	0
Effective Reset hours	0	0	0	0	0	0	0
Required hours	2209.00	1370.57	838.08	2208.00	2094.65	1833.20	2183.00
Indicator value	0.9%	0.8%	0.7%	0.7%	0.8%	0.7%	0.6%

Licensee Comments:

3Q/98: Discovered that 8 hours of unavailability that should have been credited to June, 1998 were placed in July, 1998. No impact on past PI's. JWD

2Q/98: Discovered that 8 hours of unavailability that should have been credited to June, 1998 were placed in July, 1998. No impact on past PI's. JWD

Safety System Unavailability, Heat Removal System (RCIC)



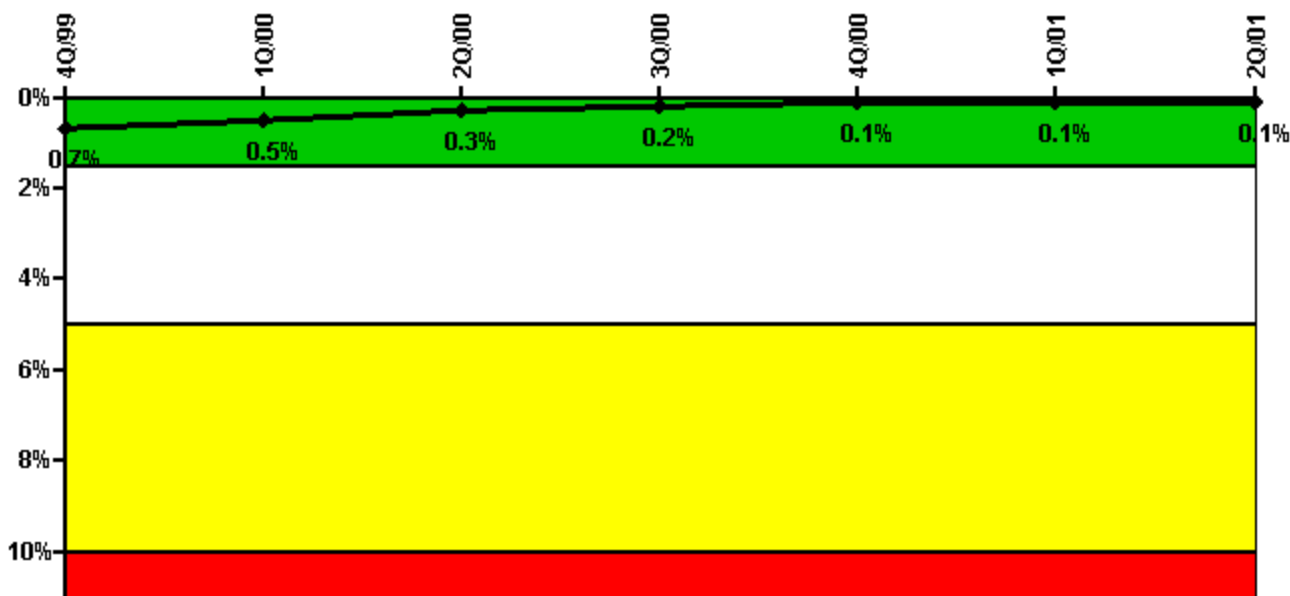
Thresholds: White > 4.0% Yellow > 12.0% Red > 50.0%

Notes

Safety System Unavailability, Heat Removal System (RCIC)	4Q/99	1Q/00	2Q/00	3Q/00	4Q/00	1Q/01	2Q/01
Train 1							
Planned unavailable hours	2.62	0.85	0.10	3.35	7.39	0.22	11.82
Unplanned unavailable hours	0	0	80.77	0	0	0	0
Fault exposure hours	0	0	0	0	0	0	0
Effective Reset hours	0	0	0	0	0	0	0
Required hours	2209.00	1370.57	838.08	2208.00	2094.65	1833.20	2183.00
Indicator value	0.5%	0.5%	0.9%	0.9%	0.9%	0.8%	0.9%

Licensee Comments: none

Safety System Unavailability, Residual Heat Removal System



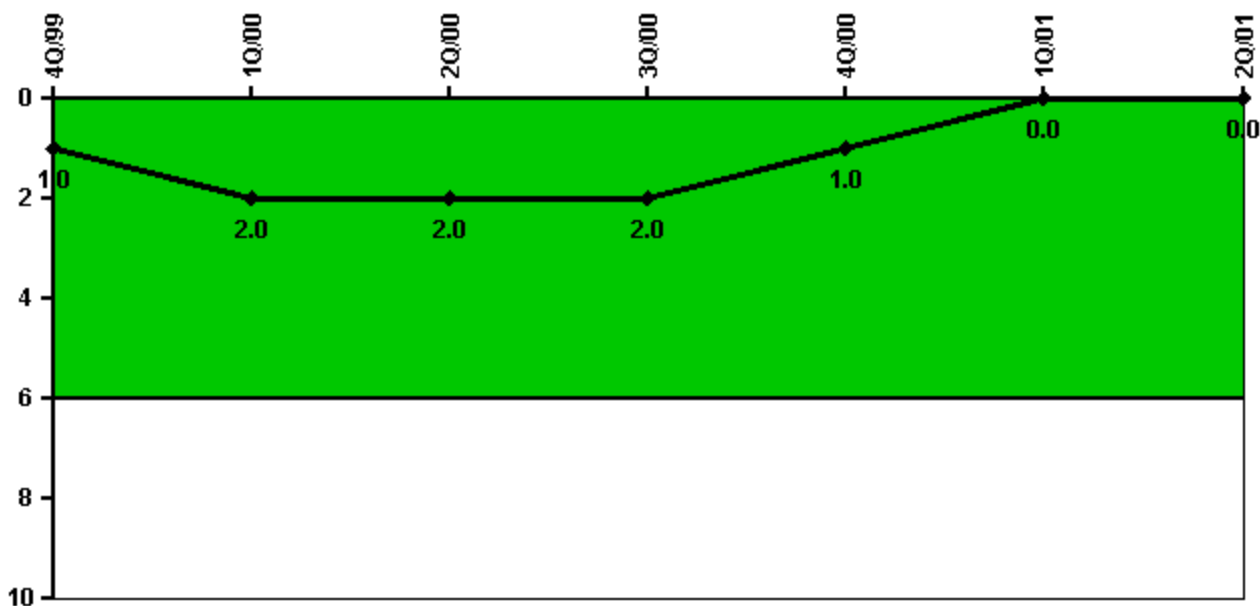
Thresholds: White > 1.5% Yellow > 5.0% Red > 10.0%

Notes

Safety System Unavailability, Residual Heat Removal System	4Q/99	1Q/00	2Q/00	3Q/00	4Q/00	1Q/01	2Q/01
Train 1							
Planned unavailable hours	0	0.27	21.02	0	0.40	1.32	0
Unplanned unavailable hours	0	23.35	0	0	0	0	2.00
Fault exposure hours	0	0	0	0	0	0	0
Effective Reset hours	0	0	0	0	0	0	0
Required hours	2209.00	1664.85	2063.80	2208.00	2208.00	2080.00	2183.00
Train 2							
Planned unavailable hours	0	0	2.53	0	0.35	0.88	0
Unplanned unavailable hours	0	0	0	0	0	0	0
Fault exposure hours	0	0	0	0	0	0	0
Effective Reset hours	0	0	0	0	0	0	0
Required hours	2209.00	1664.85	2063.80	2208.00	2208.00	2080.00	2183.00
Indicator value	0.7%	0.5%	0.3%	0.2%	0.1%	0.1%	0.1%

Licensee Comments: none

Safety System Functional Failures (BWR)



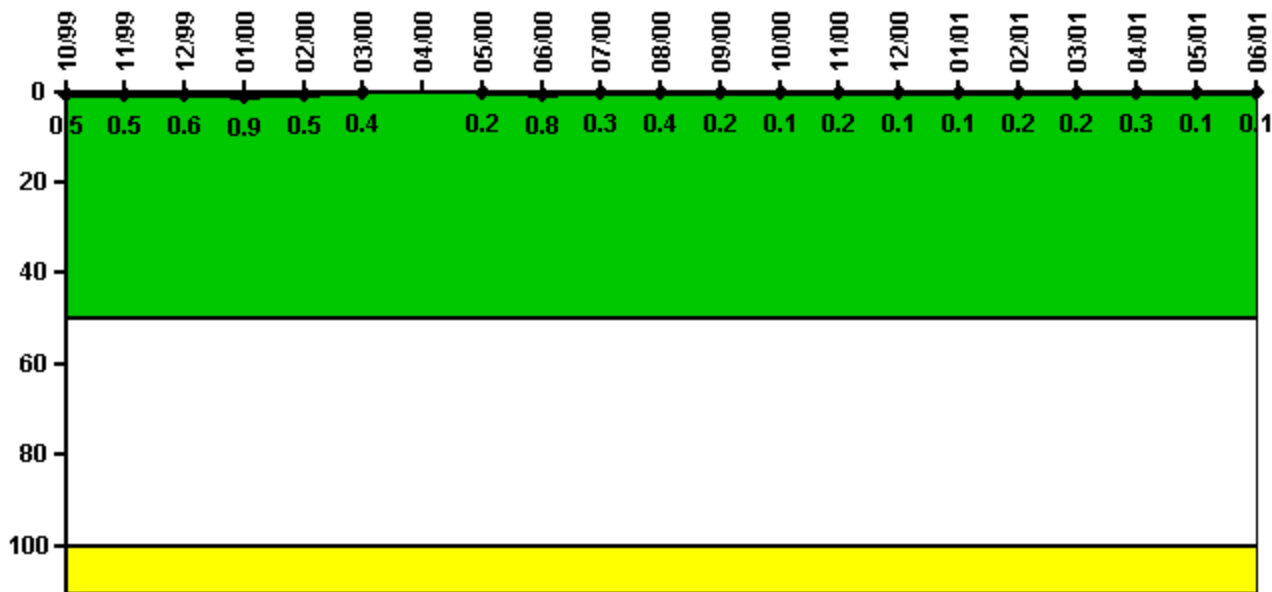
Thresholds: White > 6.0

Notes

Safety System Functional Failures (BWR)	4Q/99	1Q/00	2Q/00	3Q/00	4Q/00	1Q/01	2Q/01
Safety System Functional Failures	1	1	0	0	0	0	0
Indicator value	1	2	2	2	1	0	0

Licensee Comments: none

Reactor Coolant System Activity



Thresholds: White > 50.0 Yellow > 100.0

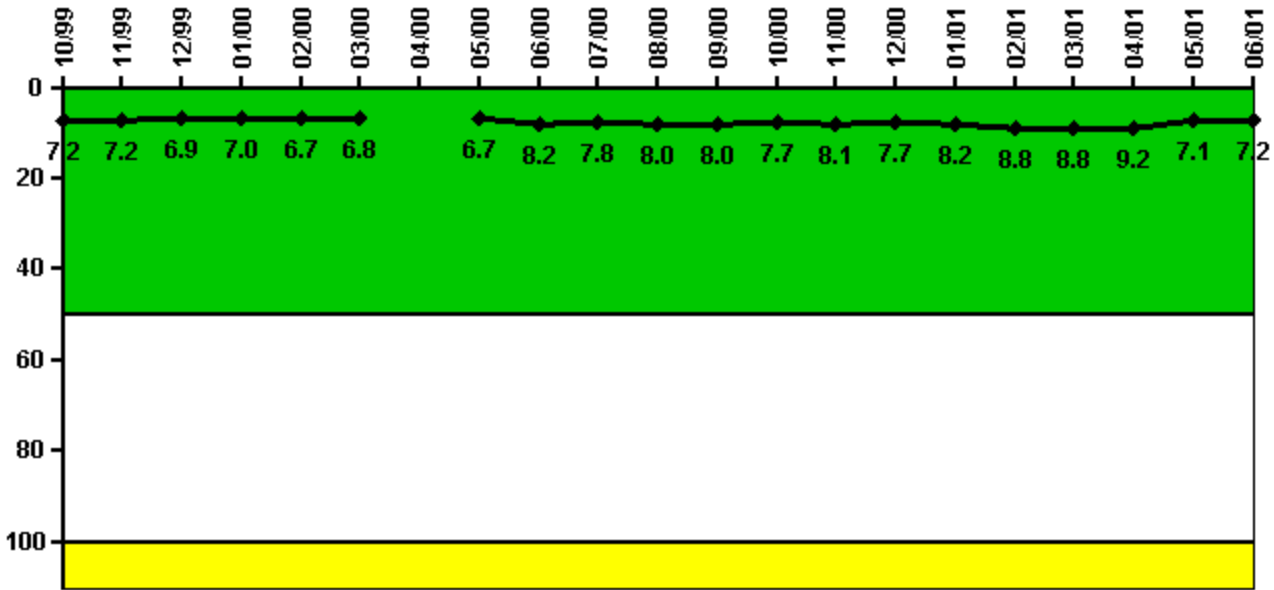
Notes

Reactor Coolant System Activity	10/99	11/99	12/99	1/00	2/00	3/00	4/00	5/00	6/00	7/00	8/00	9/00
Maximum activity	0.001070	0.001060	0.001140	0.001710	0.001060	0.000774	N/A	0.000410	0.001690	0.000681	0.000727	0.000454
Technical specification limit	0.2	0.2	0.2	0.2	0.2	0.2	0.2	0.2	0.2	0.2	0.2	0.2
Indicator value	0.5	0.5	0.6	0.9	0.5	0.4	N/A	0.2	0.8	0.3	0.4	0.2

Reactor Coolant System Activity	10/00	11/00	12/00	1/01	2/01	3/01	4/01	5/01	6/01
Maximum activity	0.000195	0.000434	0.000238	0.000283	0.000329	0.000427	0.000560	0.000209	0.000198
Technical specification limit	0.2	0.2	0.2	0.2	0.2	0.2	0.2	0.2	0.2
Indicator value	0.1	0.2	0.1	0.1	0.2	0.2	0.3	0.1	0.1

Licensee Comments: none

Reactor Coolant System Leakage



Thresholds: White > 50.0 Yellow > 100.0

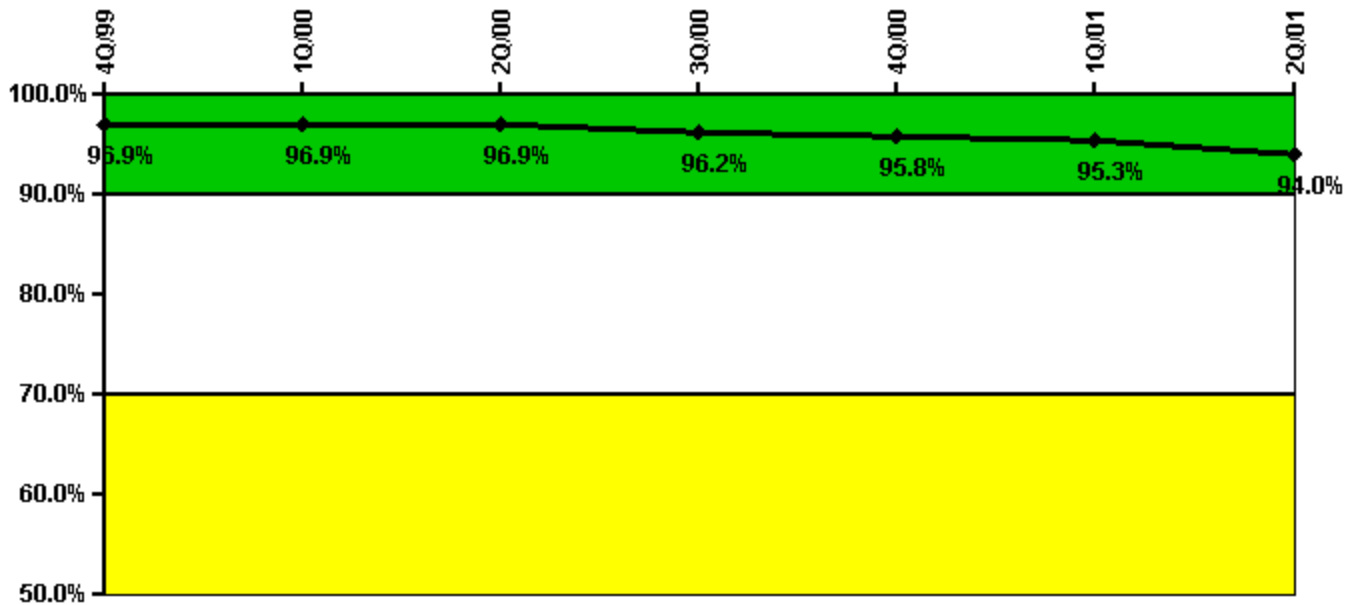
Notes

Reactor Coolant System Leakage	10/99	11/99	12/99	1/00	2/00	3/00	4/00	5/00	6/00	7/00	8/00	9/00
Maximum leakage	2.145	2.145	2.058	2.097	2.023	2.037	N/A	2.000	2.453	2.348	2.390	2.410
Technical specification limit	30.0	30.0	30.0	30.0	30.0	30.0	30.0	30.0	30.0	30.0	30.0	30.0
Indicator value	7.2	7.2	6.9	7.0	6.7	6.8	N/A	6.7	8.2	7.8	8.0	8.0

Reactor Coolant System Leakage	10/00	11/00	12/00	1/01	2/01	3/01	4/01	5/01	6/01
Maximum leakage	2.320	2.443	2.312	2.464	2.630	2.626	2.760	2.121	2.146
Technical specification limit	30.0	30.0	30.0	30.0	30.0	30.0	30.0	30.0	30.0
Indicator value	7.7	8.1	7.7	8.2	8.8	8.8	9.2	7.1	7.2

Licensee Comments: none

Drill/Exercise Performance



Thresholds: White < 90.0% Yellow < 70.0%

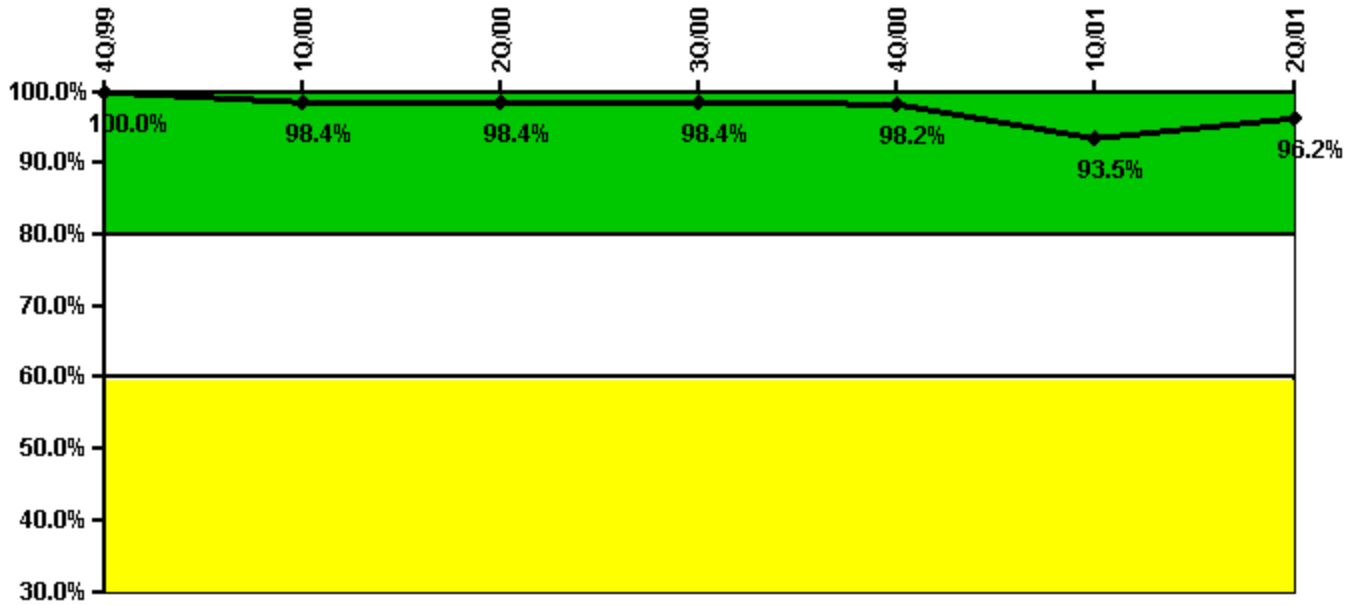
Notes

Drill/Exercise Performance	4Q/99	1Q/00	2Q/00	3Q/00	4Q/00	1Q/01	2Q/01
Successful opportunities	60.0	3.0	44.0	24.0	62.0	8.0	32.0
Total opportunities	63.0	3.0	45.0	27.0	66.0	8.0	37.0
Indicator value	96.9%	96.9%	96.9%	96.2%	95.8%	95.3%	94.0%

Licensee Comments:

4Q/00: 12/2000 Data omitted Operations simulator drills. Changed from 8 to 24. JWD 7/12/2001

ERO Drill Participation



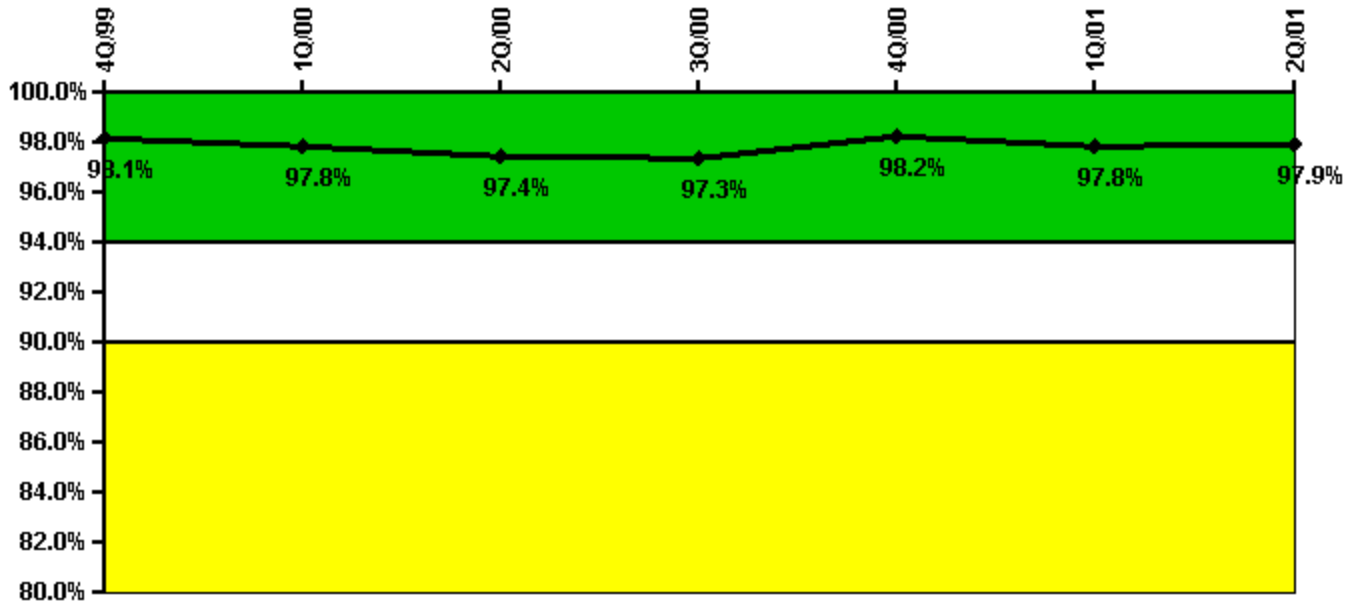
Thresholds: White < 80.0% Yellow < 60.0%

Notes

ERO Drill Participation	4Q/99	1Q/00	2Q/00	3Q/00	4Q/00	1Q/01	2Q/01
Participating Key personnel	125.0	125.0	125.0	126.0	108.0	100.0	102.0
Total Key personnel	125.0	127.0	127.0	128.0	110.0	107.0	106.0
Indicator value	100.0%	98.4%	98.4%	98.4%	98.2%	93.5%	96.2%

Licensee Comments: none

Alert & Notification System



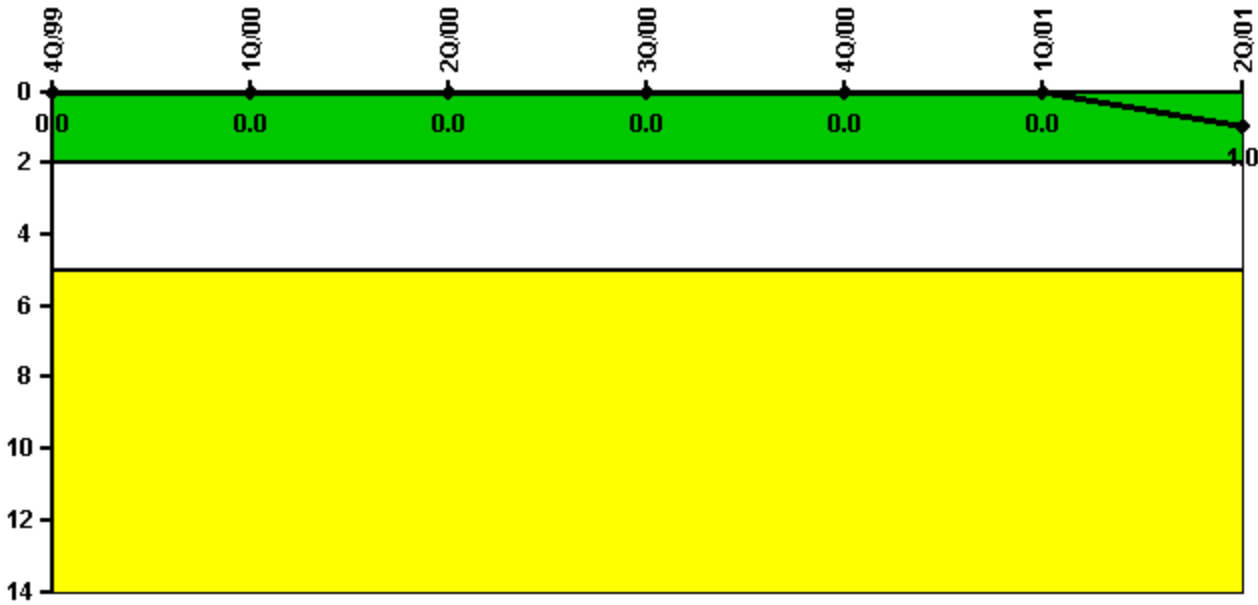
Thresholds: White < 94.0% Yellow < 90.0%

Notes

Alert & Notification System	4Q/99	1Q/00	2Q/00	3Q/00	4Q/00	1Q/01	2Q/01
Successful siren-tests	161	142	141	140	166	140	165
Total sirens-tests	168	144	144	144	168	144	168
Indicator value	98.1%	97.8%	97.4%	97.3%	98.2%	97.8%	97.9%

Licensee Comments: none

Occupational Exposure Control Effectiveness



Thresholds: White > 2.0 Yellow > 5.0

Notes

Occupational Exposure Control Effectiveness	4Q/99	1Q/00	2Q/00	3Q/00	4Q/00	1Q/01	2Q/01
High radiation area occurrences	0	0	0	0	0	0	1
Very high radiation area occurrences	0	0	0	0	0	0	0
Unintended exposure occurrences	0	0	0	0	0	0	0
Indicator value	0	0	0	0	0	0	1

Licensee Comments:

2Q/01: Discovered accessibility to locked High Rad area. No actual exposure.

RETS/ODCM Radiological Effluent



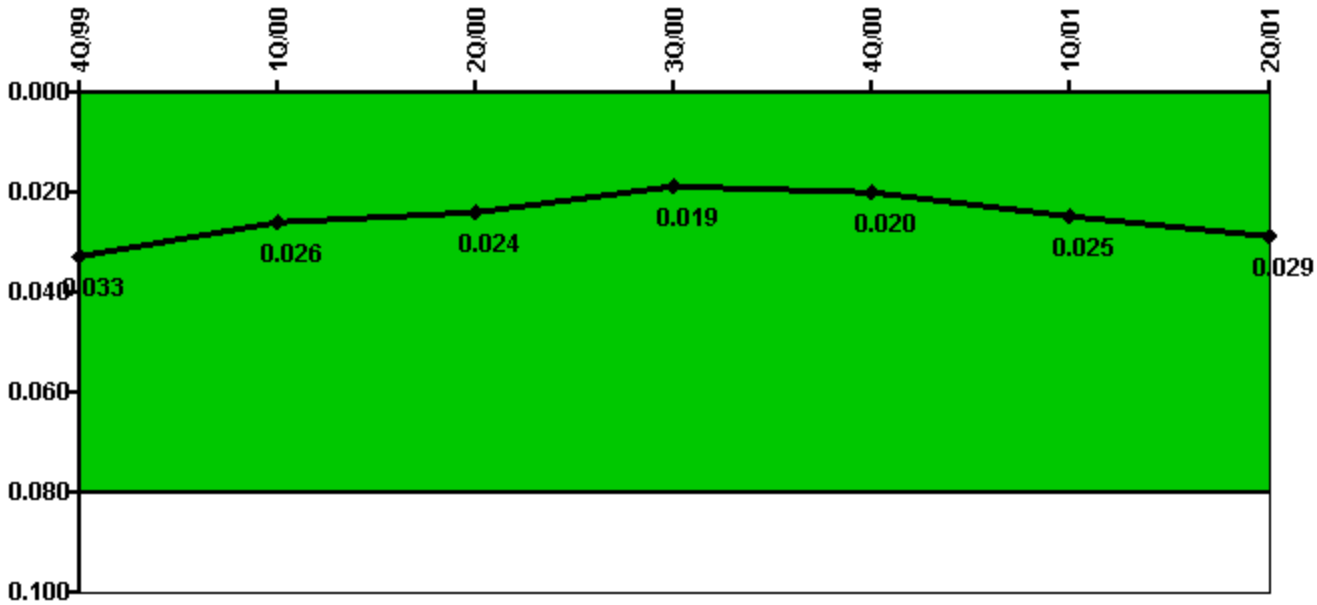
Thresholds: White > 1.0 Yellow > 3.0

Notes

RETS/ODCM Radiological Effluent	4Q/99	1Q/00	2Q/00	3Q/00	4Q/00	1Q/01	2Q/01
RETS/ODCM occurrences	0	0	0	0	0	0	0
Indicator value	0	0	0	0	0	0	0

Licensee Comments: none

Protected Area Security Performance Index



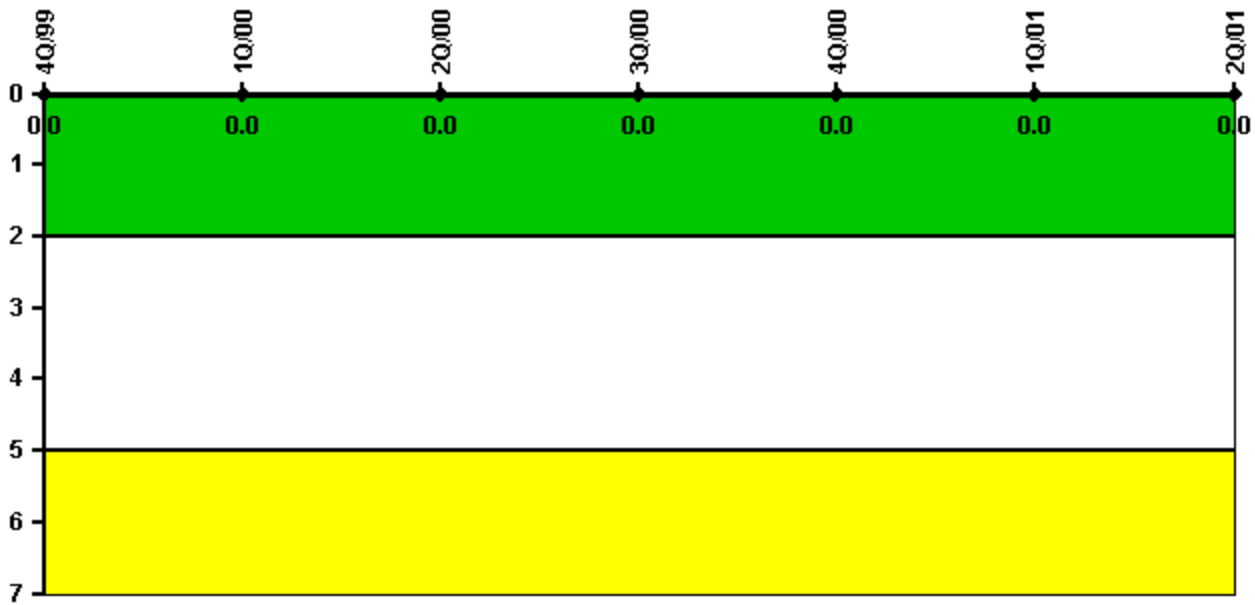
Thresholds: White > 0.080

Notes

Protected Area Security Performance Index	4Q/99	1Q/00	2Q/00	3Q/00	4Q/00	1Q/01	2Q/01
IDS compensatory hours	131.02	27.50	141.89	84.28	130.19	150.12	205.80
CCTV compensatory hours	30.7	4.1	1.6	0.7	48.4	3.0	29.8
IDS normalization factor	1.30	1.30	1.30	1.30	1.30	1.30	1.30
CCTV normalization factor	1.1	1.1	1.1	1.1	1.1	1.1	1.1
Index Value	0.033	0.026	0.024	0.019	0.020	0.025	0.029

Licensee Comments: none

Personnel Screening Program



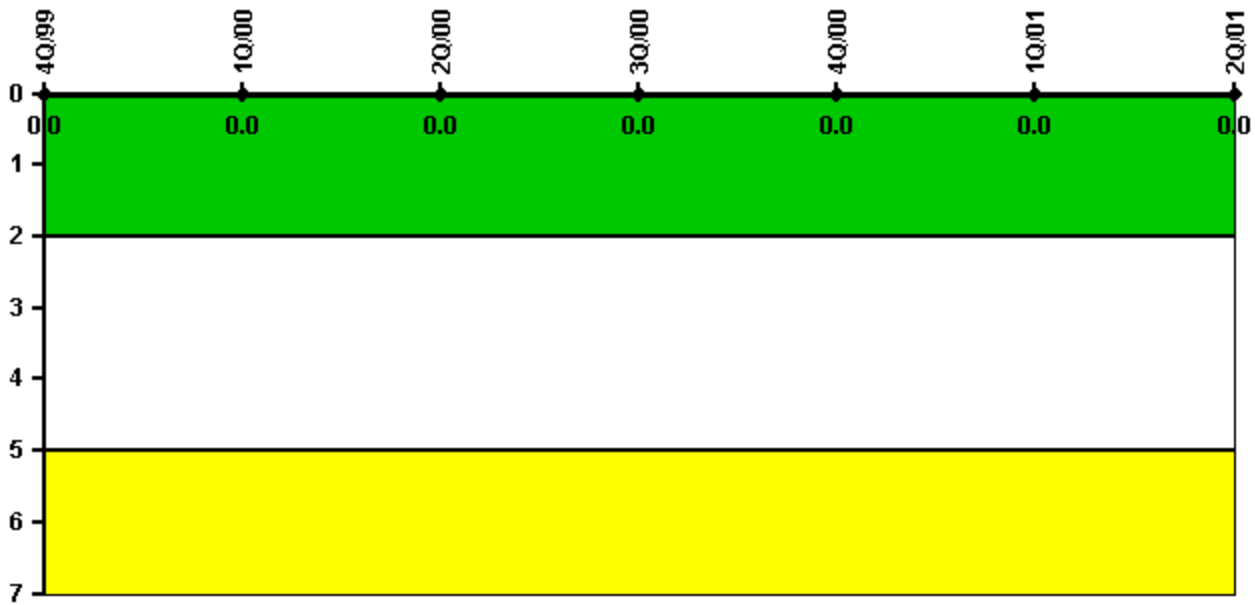
Thresholds: White > 2.0 Yellow > 5.0

Notes

Personnel Screening Program	4Q/99	1Q/00	2Q/00	3Q/00	4Q/00	1Q/01	2Q/01
Program failures	0	0	0	0	0	0	0
Indicator value	0	0	0	0	0	0	0

Licensee Comments: none

FFD/Personnel Reliability



Thresholds: White > 2.0 Yellow > 5.0

Notes

FFD/Personnel Reliability	4Q/99	1Q/00	2Q/00	3Q/00	4Q/00	1Q/01	2Q/01
Program Failures	0	0	0	0	0	0	0
Indicator value	0	0	0	0	0	0	0

Licensee Comments: none

▲ [PI Summary](#) | [Inspection Findings Summary](#) | [Action Matrix Summary](#) | [Reactor Oversight Process](#)

Last Modified: March 27, 2002