

### Braidwood 2

#### 2Q/2001 Performance Indicators

Licensee's General Comments: none

#### Unplanned Scrams per 7000 Critical Hrs



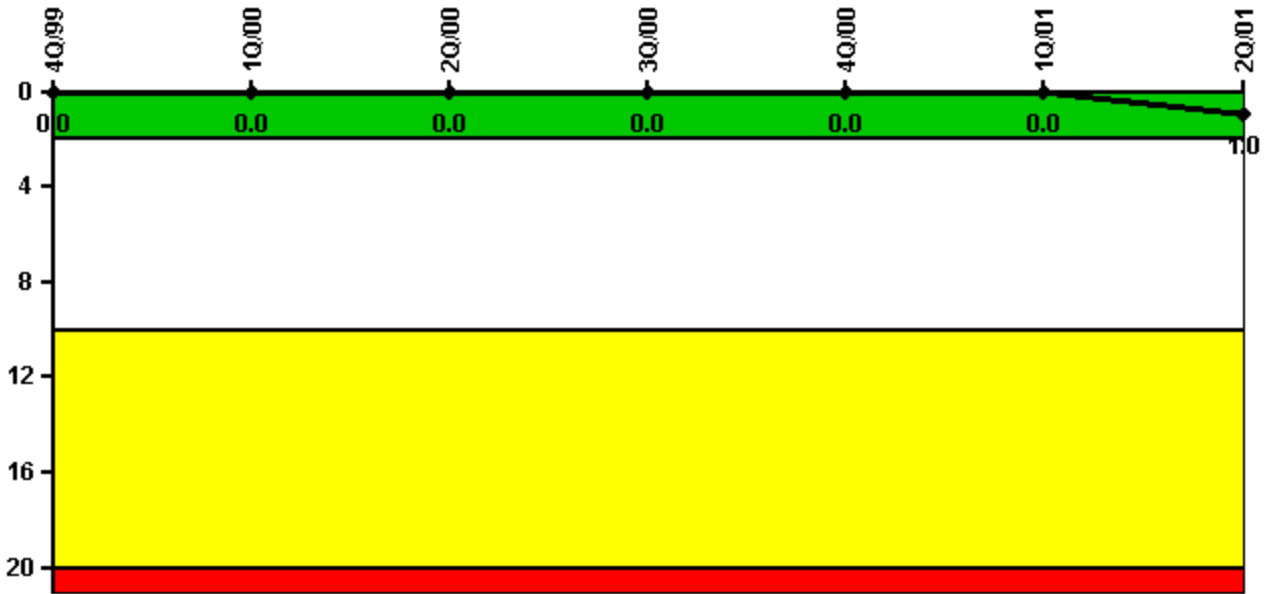
Thresholds: White > 3.0 Yellow > 6.0 Red > 25.0

#### Notes

Unplanned Scrams per 7000 Critical Hrs	4Q/99	1Q/00	2Q/00	3Q/00	4Q/00	1Q/01	2Q/01
Unplanned scrams	0	0	1.0	0	0	0	1.0
Critical hours	2209.0	2184.0	2090.5	2208.0	1842.9	2160.0	2150.3
Indicator value	2.6	2.6	0.8	0.8	0.8	0.8	0.8

Licensee Comments: none

### Scrams with Loss of Normal Heat Removal



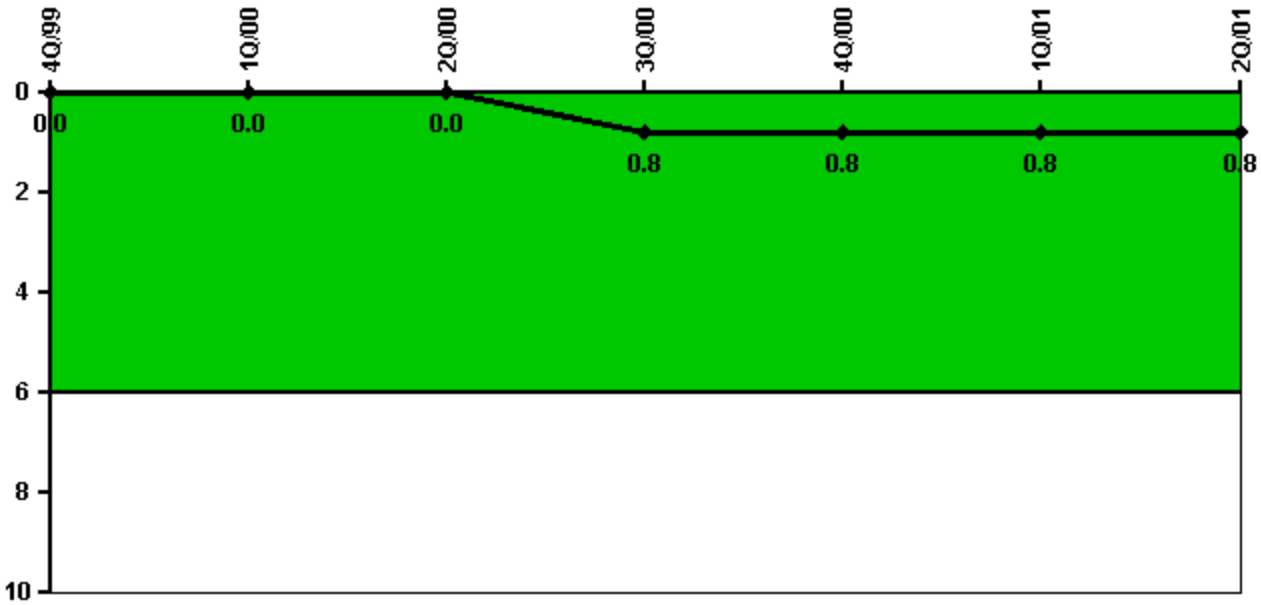
Thresholds: White > 2.0 Yellow > 10.0 Red > 20.0

#### Notes

Scrams with Loss of Normal Heat Removal	4Q/99	1Q/00	2Q/00	3Q/00	4Q/00	1Q/01	2Q/01
Scrams	0	0	0	0	0	0	1.0
Indicator value	0	0	0	0	0	0	1.0

Licensee Comments: none

### Unplanned Power Changes per 7000 Critical Hrs



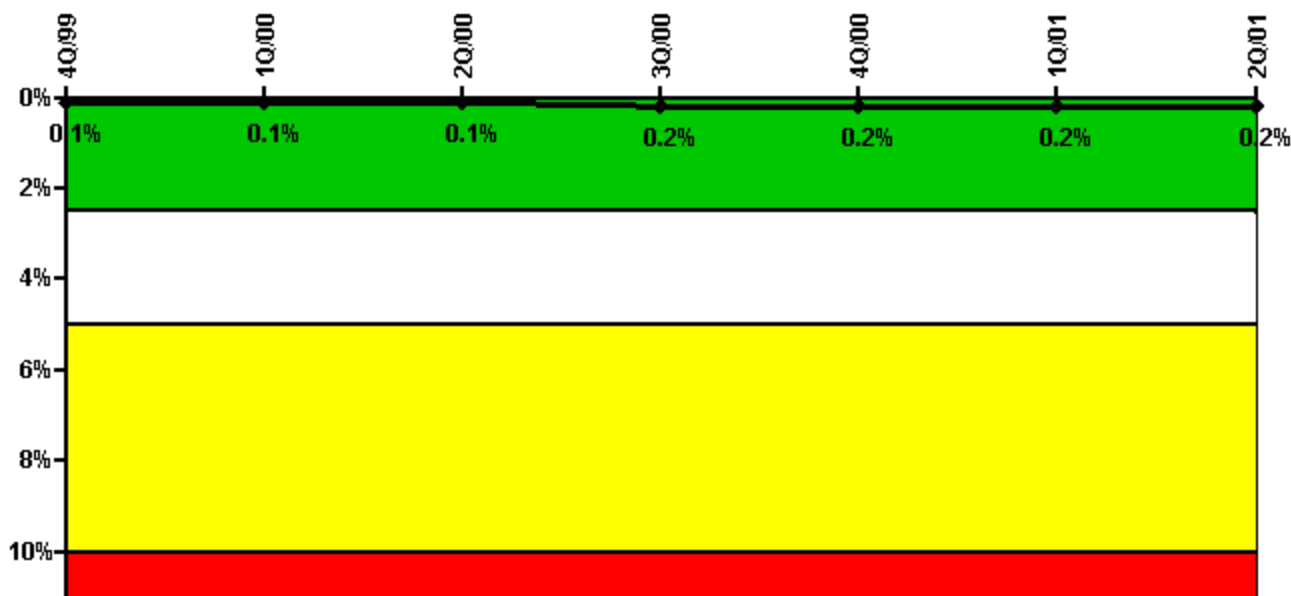
Thresholds: White > 6.0

#### Notes

Unplanned Power Changes per 7000 Critical Hrs	4Q/99	1Q/00	2Q/00	3Q/00	4Q/00	1Q/01	2Q/01
Unplanned power changes	0	0	0	1.0	0	0	0
Critical hours	2209.0	2184.0	2090.5	2208.0	1842.9	2160.0	2150.3
Indicator value	0	0	0	0.8	0.8	0.8	0.8

Licensee Comments: none

### Safety System Unavailability, Emergency AC Power



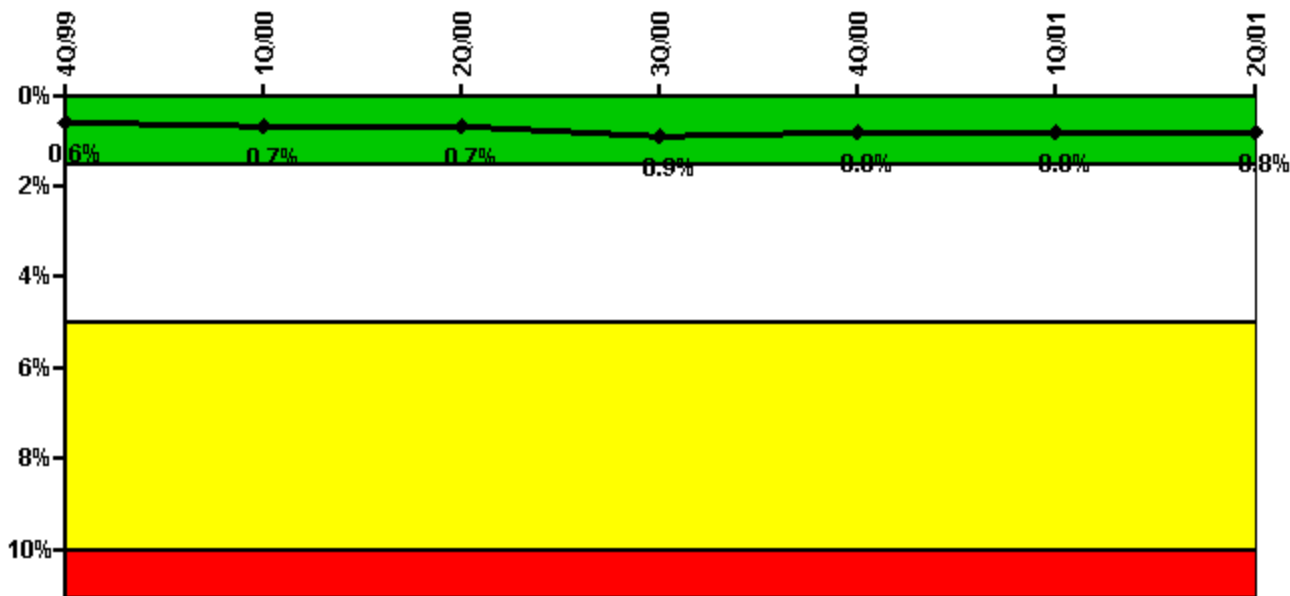
Thresholds: White > 2.5% Yellow > 5.0% Red > 10.0%

#### Notes

Safety System Unavailability, Emergency AC Power	4Q/99	1Q/00	2Q/00	3Q/00	4Q/00	1Q/01	2Q/01
<b>Train 1</b>							
Planned unavailable hours	56.00	0	0	32.00	0	0	0
Unplanned unavailable hours	0	0	0	0	0	0	0
Fault exposure hours	0	0	0	0	0	0	0
Effective Reset hours	0	0	0	0	0	0	0
Required hours	2209.00	2184.00	2183.00	2208.00	2209.00	2160.00	2183.00
<b>Train 2</b>							
Planned unavailable hours	0	0	0	9.80	6.00	0	0
Unplanned unavailable hours	0	0	0	0	0	0	0
Fault exposure hours	0	0	0	0	0	0	0
Effective Reset hours	0	0	0	0	0	0	0
Required hours	2209.00	2184.00	2183.00	2208.00	2209.00	2160.00	2183.00
<b>Indicator value</b>	<b>0.1%</b>	<b>0.1%</b>	<b>0.1%</b>	<b>0.2%</b>	<b>0.2%</b>	<b>0.2%</b>	<b>0.2%</b>

Licensee Comments: none

### Safety System Unavailability, High Pressure Injection System (HPSI)



Thresholds: White > 1.5% Yellow > 5.0% Red > 10.0%

Notes

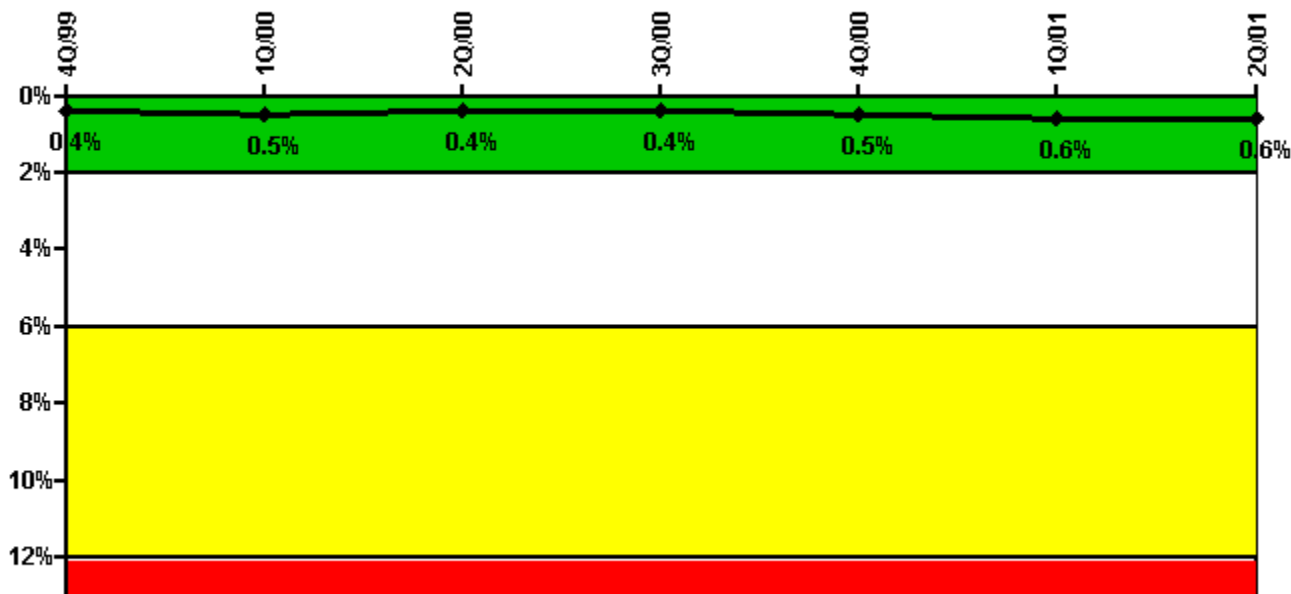
Safety System Unavailability, High Pressure Injection System (HPSI)	4Q/99	1Q/00	2Q/00	3Q/00	4Q/00	1Q/01	2Q/01
<b>Train 1</b>							
Planned unavailable hours	2.70	0.10	0	63.50	1.80	0.60	1.30
Unplanned unavailable hours	0	0	0	0	0	0	0
Fault exposure hours	0	0	0	0	0	0	0
Effective Reset hours	0	0	0	0	0	0	0
Required hours	2209.00	2184.00	2090.50	2208.00	1842.90	2160.00	2150.30
<b>Train 2</b>							
Planned unavailable hours	0.50	1.10	6.57	65.60	0.60	0.70	0.20
Unplanned unavailable hours	0	0	0	0	0	0	0
Fault exposure hours	0	0	0	0	0	0	0
Effective Reset hours	0	0	0	0	0	0	0
Required hours	2209.00	2184.00	2090.50	2208.00	1842.90	2160.00	2150.30
<b>Train 3</b>							
Planned unavailable hours	1.10	0.30	47.60	55.70	0.80	0.70	1.00
Unplanned unavailable hours	0	0	0	0	0	0	0
Fault exposure hours	0	0	0	0	0	0	0
Effective Reset hours	0	0	0	0	0	0	0
Required hours	2209.00	2184.00	2090.50	2208.00	1842.90	2160.00	2150.30
<b>Train 4</b>							
Planned unavailable hours	84.40	44.80	1.00	27.80	0.90	0.70	0.60
Unplanned unavailable hours	0	0	0	0	0	0	0
Fault exposure hours	0	0	0	0	0	0	0
Effective Reset hours	0	0	0	0	0	0	0
Required hours	2209.00	2184.00	2090.50	2208.00	1842.90	2160.00	2150.30
<b>Indicator value</b>	<b>0.6%</b>	<b>0.7%</b>	<b>0.7%</b>	<b>0.9%</b>	<b>0.8%</b>	<b>0.8%</b>	<b>0.8%</b>

Licensee Comments:

4Q/00: Planned unavailable hours for train 3 increased by 0.4 hours for November due to error in previously reported data.

3Q/00: Planned unavailable hours for train 4 for September increased by 1.5 hours due to error in previously reported data.

### Safety System Unavailability, Heat Removal System (AFW)



Thresholds: White > 2.0% Yellow > 6.0% Red > 12.0%

### Notes

Safety System Unavailability, Heat Removal System (AFW)	4Q/99	1Q/00	2Q/00	3Q/00	4Q/00	1Q/01	2Q/01
<b>Train 1</b>							
Planned unavailable hours	5.10	4.80	5.68	42.20	3.70	3.80	8.10
Unplanned unavailable hours	0	0	0	0	0	0	0
Fault exposure hours	0	0	0	0	0	0	0
Effective Reset hours	0	0	0	0	0	0	0
Required hours	2209.00	2184.00	2090.50	2208.00	1842.90	2160.00	2150.30
<b>Train 2</b>							
Planned unavailable hours	37.70	18.50	3.28	7.80	45.90	5.30	4.80
Unplanned unavailable hours	0	0	0	0	0	0	0
Fault exposure hours	0	0	0	0	8.70	0	0
Effective Reset hours	0	0	0	0	0	0	0
Required hours	2209.00	2184.00	2090.50	2208.00	1842.90	2160.00	2150.30
<b>Indicator value</b>	<b>0.4%</b>	<b>0.5%</b>	<b>0.4%</b>	<b>0.4%</b>	<b>0.5%</b>	<b>0.6%</b>	<b>0.6%</b>

Licensee Comments: none

### Safety System Unavailability, Residual Heat Removal System



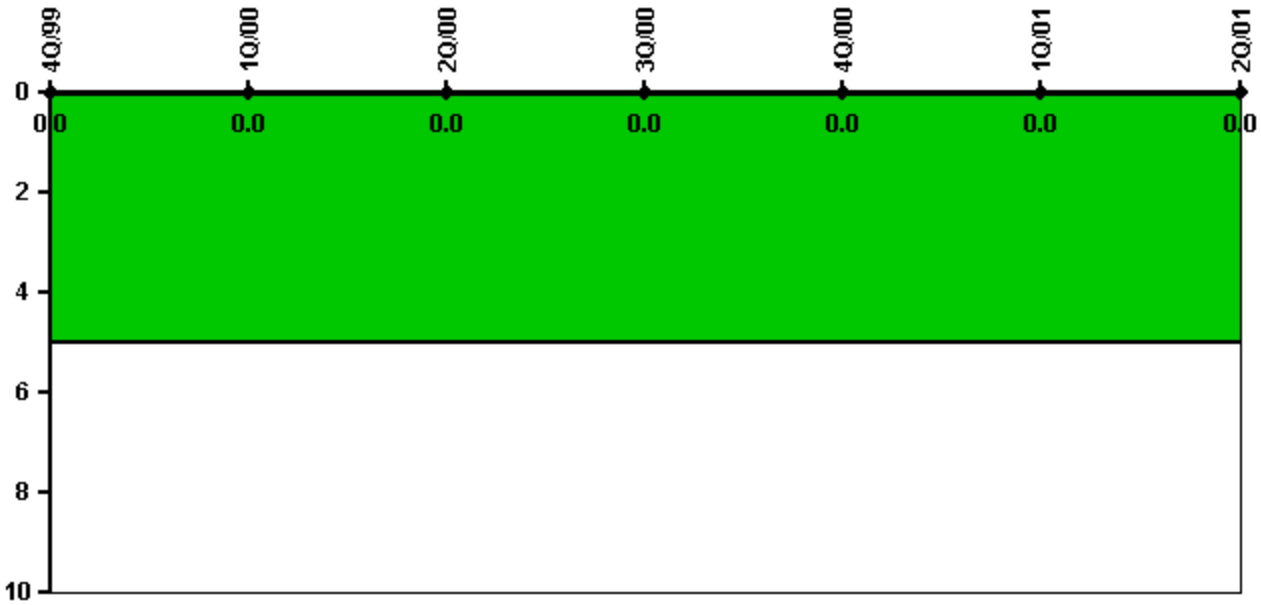
Thresholds: White > 1.5% Yellow > 5.0% Red > 10.0%

Notes

Safety System Unavailability, Residual Heat Removal System	4Q/99	1Q/00	2Q/00	3Q/00	4Q/00	1Q/01	2Q/01
<b>Train 1</b>							
Planned unavailable hours	1.30	0.20	0.78	93.80	1.30	2.20	2.60
Unplanned unavailable hours	0	0	0	0	0	0	0
Fault exposure hours	0	0	0	0	0	0	0
Effective Reset hours	0	0	0	0	0	0	0
Required hours	2209.00	2184.00	2183.00	2208.00	2209.00	2160.00	2183.00
<b>Train 2</b>							
Planned unavailable hours	16.20	1.00	37.92	50.50	0.50	0.30	0.40
Unplanned unavailable hours	0	0	0	0	0	0	0
Fault exposure hours	0	0	0	0	0	0	0
Effective Reset hours	0	0	0	0	0	0	0
Required hours	2209.00	2184.00	2183.00	2208.00	2209.00	2160.00	2183.00
<b>Indicator value</b>	<b>0.8%</b>	<b>0.8%</b>	<b>0.8%</b>	<b>0.9%</b>	<b>0.9%</b>	<b>0.6%</b>	<b>0.6%</b>

Licensee Comments: none

### Safety System Functional Failures (PWR)



Thresholds: White > 5.0

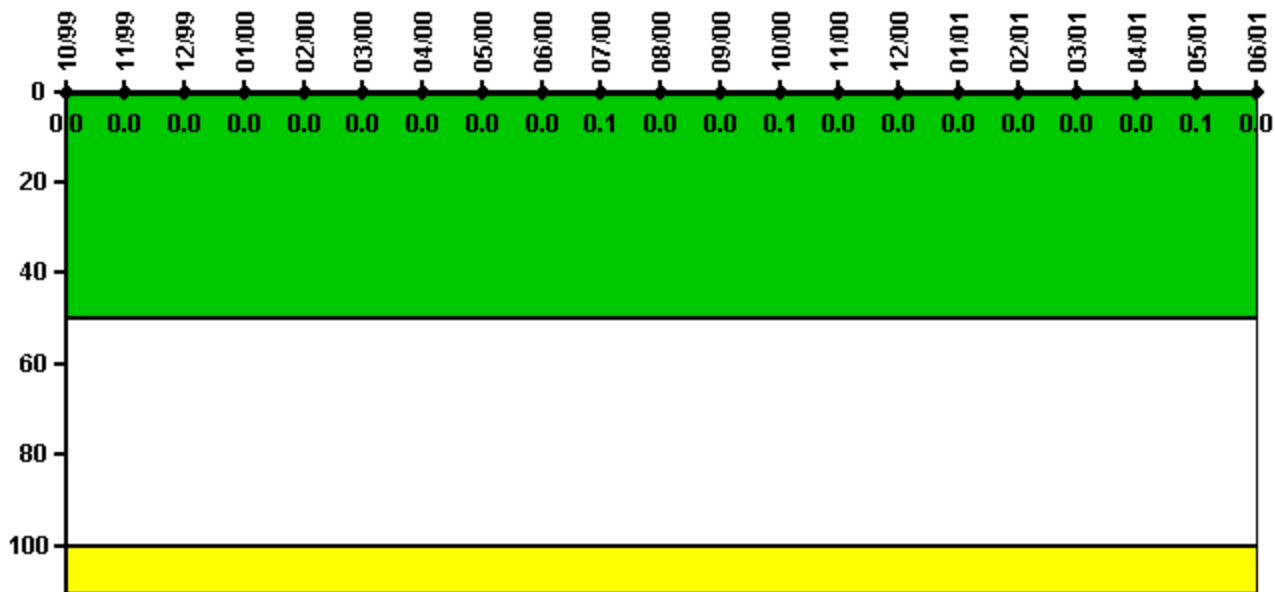
#### Notes

Safety System Functional Failures (PWR)	4Q/99	1Q/00	2Q/00	3Q/00	4Q/00	1Q/01	2Q/01
Safety System Functional Failures	0	0	0	0	0	0	0
Indicator value	0	0	0	0	0	0	0

Licensee Comments: none



### Reactor Coolant System Activity



Thresholds: White > 50.0 Yellow > 100.0

#### Notes

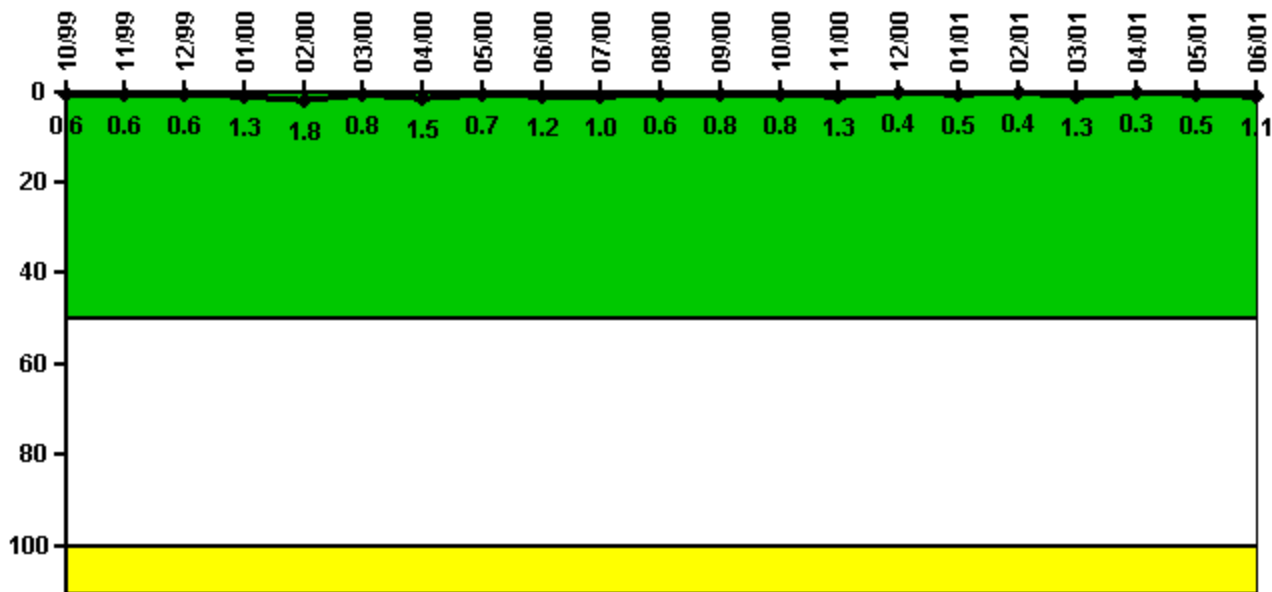
Reactor Coolant System Activity	10/99	11/99	12/99	1/00	2/00	3/00	4/00	5/00	6/00	7/00	8/00	9/00
Maximum activity	0.000242	0.000248	0.000267	0.000280	0.000306	0.000285	0.000283	0.000300	0.000309	0.000658	0.000339	0.000350
Technical specification limit	1.0	1.0	1.0	1.0	1.0	1.0	1.0	1.0	1.0	1.0	1.0	1.0
Indicator value	0	0	0	0	0	0	0	0	0	0.1	0	0

Reactor Coolant System Activity	10/00	11/00	12/00	1/01	2/01	3/01	4/01	5/01	6/01
Maximum activity	0.000730	0.000231	0.000246	0.000253	0.000277	0.000290	0.000291	0.000602	0.000323
Technical specification limit	1.0	1.0	1.0	1.0	1.0	1.0	1.0	1.0	1.0
Indicator value	0.1	0	0	0	0	0	0	0.1	0

Licensee Comments: none

### Reactor Coolant System Leakage



Thresholds: White > 50.0 Yellow > 100.0

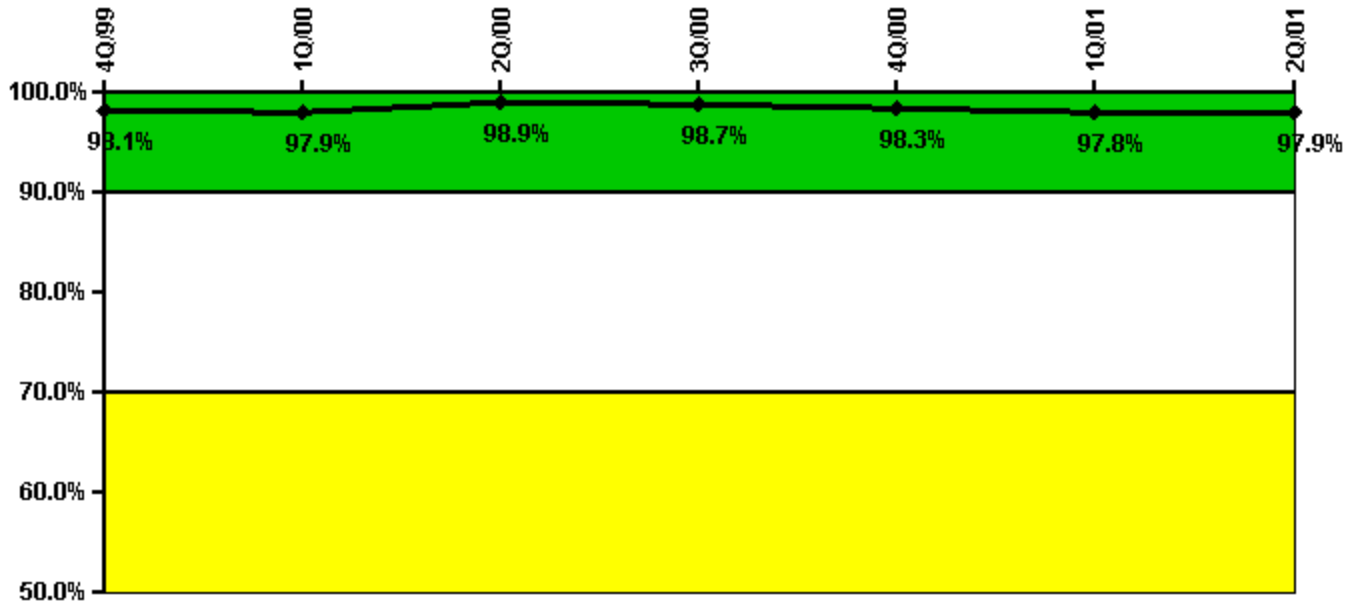
**Notes**

Reactor Coolant System Leakage	10/99	11/99	12/99	1/00	2/00	3/00	4/00	5/00	6/00	7/00	8/00	9/00
Maximum leakage	0.059	0.060	0.058	0.128	0.178	0.082	0.148	0.070	0.116	0.103	0.057	0.077
Technical specification limit	10.0	10.0	10.0	10.0	10.0	10.0	10.0	10.0	10.0	10.0	10.0	10.0
Indicator value	0.6	0.6	0.6	1.3	1.8	0.8	1.5	0.7	1.2	1.0	0.6	0.8

Reactor Coolant System Leakage	10/00	11/00	12/00	1/01	2/01	3/01	4/01	5/01	6/01
Maximum leakage	0.075	0.131	0.045	0.049	0.038	0.127	0.034	0.053	0.114
Technical specification limit	10.0	10.0	10.0	10.0	10.0	10.0	10.0	10.0	10.0
Indicator value	0.8	1.3	0.4	0.5	0.4	1.3	0.3	0.5	1.1

Licensee Comments: none

### Drill/Exercise Performance



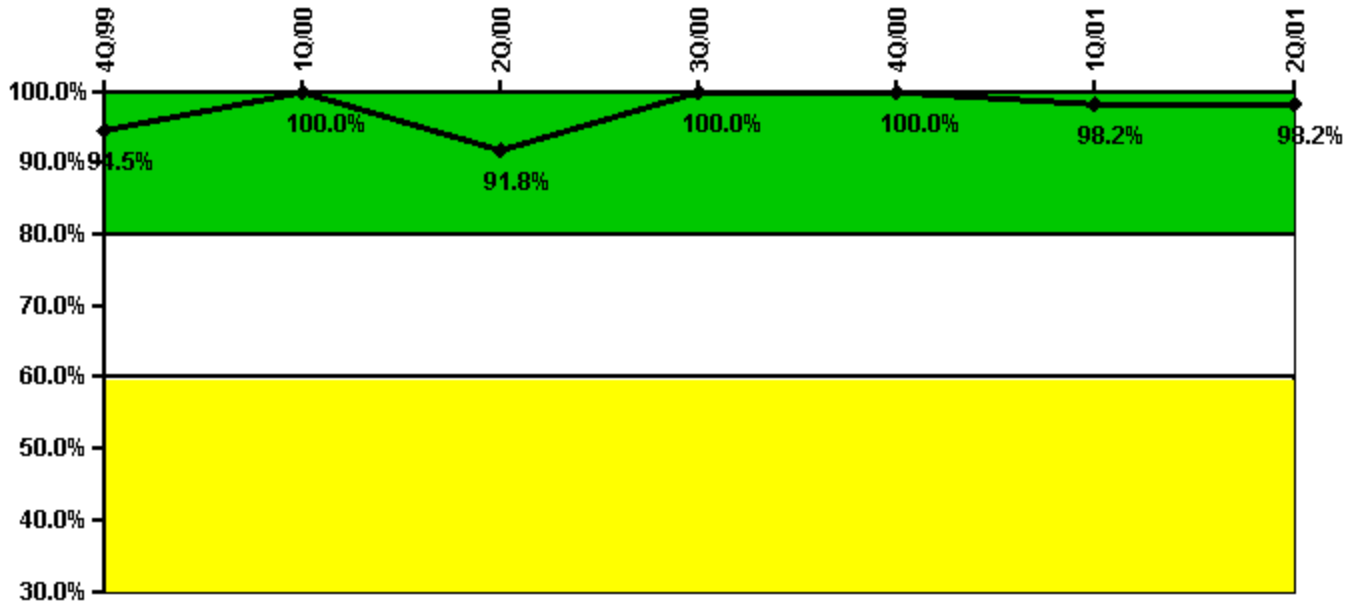
Thresholds: White < 90.0% Yellow < 70.0%

#### Notes

Drill/Exercise Performance	4Q/99	1Q/00	2Q/00	3Q/00	4Q/00	1Q/01	2Q/01
Successful opportunities	37.0	35.0	8.0	45.0	13.0	34.0	21.0
Total opportunities	38.0	36.0	8.0	46.0	14.0	35.0	21.0
Indicator value	98.1%	97.9%	98.9%	98.7%	98.3%	97.8%	97.9%

Licensee Comments: none

### ERO Drill Participation



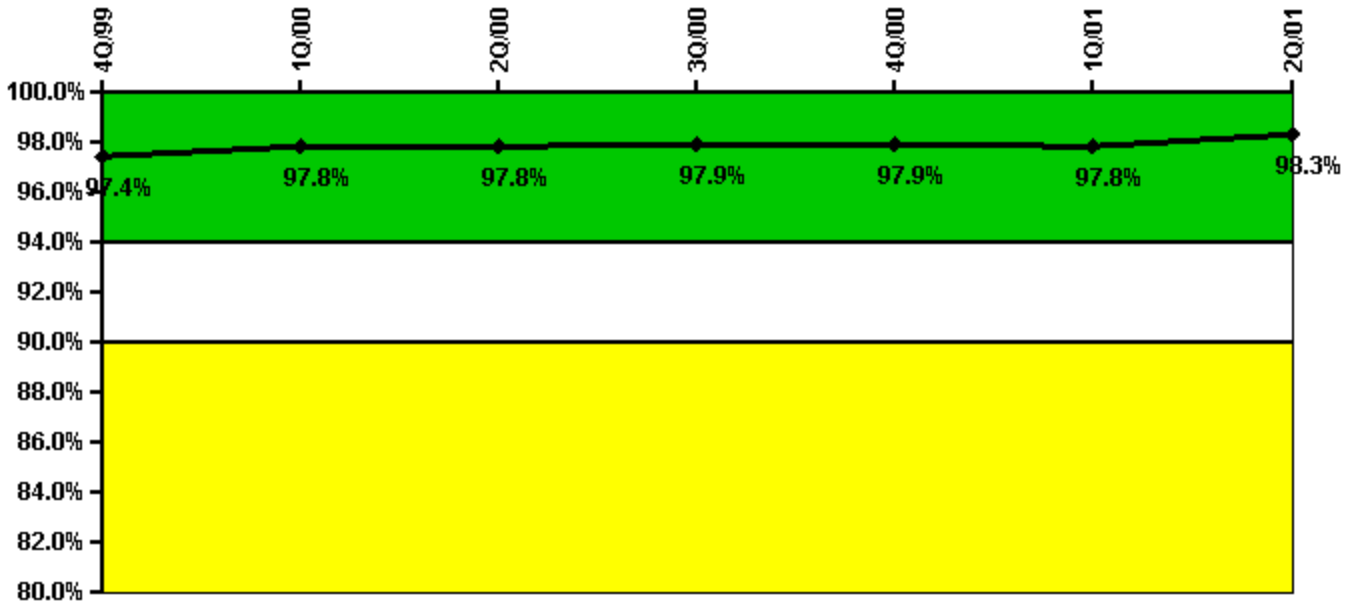
Thresholds: White < 80.0% Yellow < 60.0%

#### Notes

ERO Drill Participation	4Q/99	1Q/00	2Q/00	3Q/00	4Q/00	1Q/01	2Q/01
Participating Key personnel	52.0	61.0	56.0	61.0	60.0	56.0	56.0
Total Key personnel	55.0	61.0	61.0	61.0	60.0	57.0	57.0
Indicator value	94.5%	100.0%	91.8%	100.0%	100.0%	98.2%	98.2%

Licensee Comments: none

### Alert & Notification System



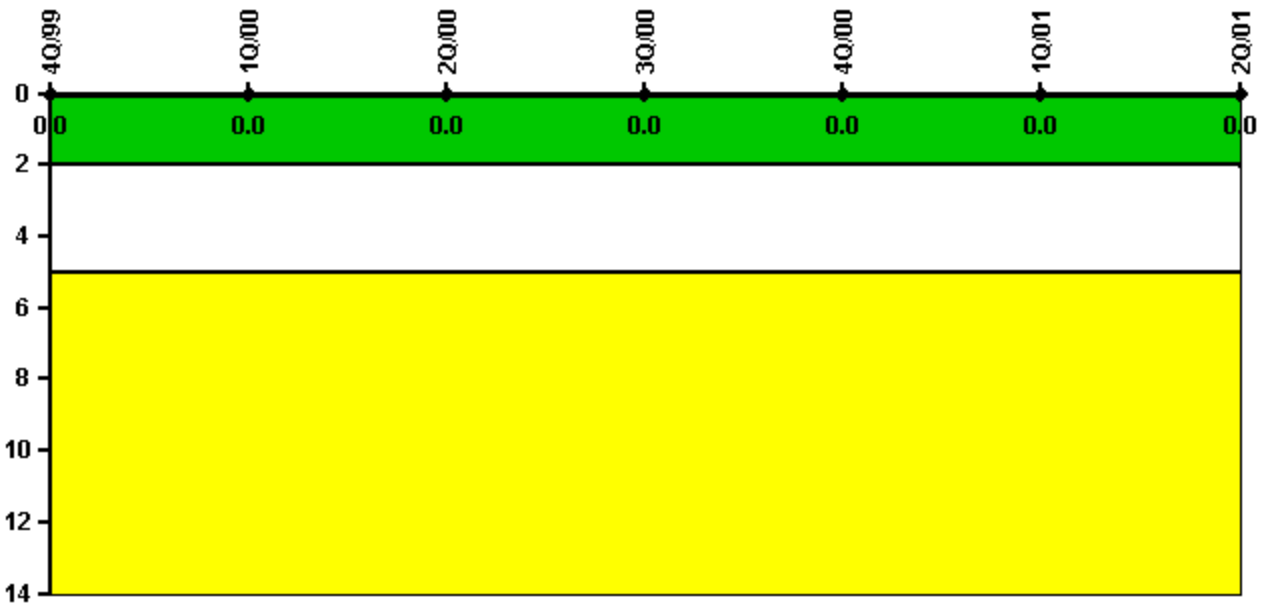
Thresholds: White < 94.0% Yellow < 90.0%

#### Notes

Alert & Notification System	4Q/99	1Q/00	2Q/00	3Q/00	4Q/00	1Q/01	2Q/01
Successful siren-tests	4379	4504	4383	4384	4380	4489	4475
Total sirens-tests	4473	4544	4544	4473	4473	4544	4544
Indicator value	97.4%	97.8%	97.8%	97.9%	97.9%	97.8%	98.3%

Licensee Comments: none

### Occupational Exposure Control Effectiveness



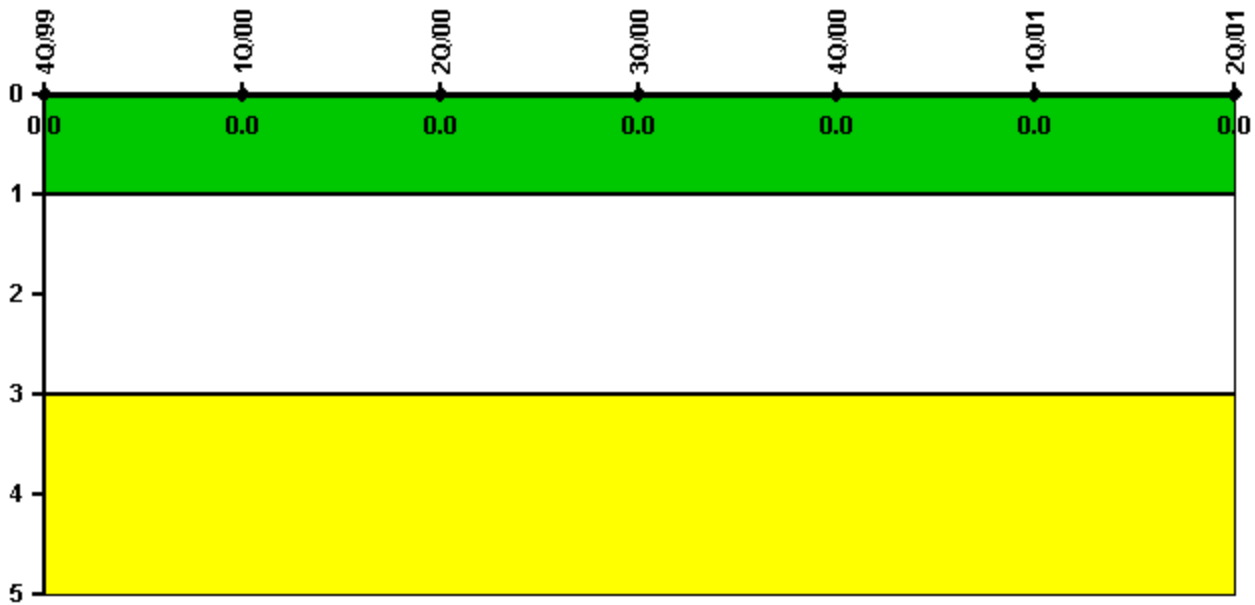
Thresholds: White > 2.0 Yellow > 5.0

#### Notes

Occupational Exposure Control Effectiveness	4Q/99	1Q/00	2Q/00	3Q/00	4Q/00	1Q/01	2Q/01
High radiation area occurrences	0	0	0	0	0	0	0
Very high radiation area occurrences	0	0	0	0	0	0	0
Unintended exposure occurrences	0	0	0	0	0	0	0
<b>Indicator value</b>	<b>0</b>	<b>0</b>	<b>0</b>	<b>0</b>	<b>0</b>	<b>0</b>	<b>0</b>

Licensee Comments: none

### RETS/ODCM Radiological Effluent



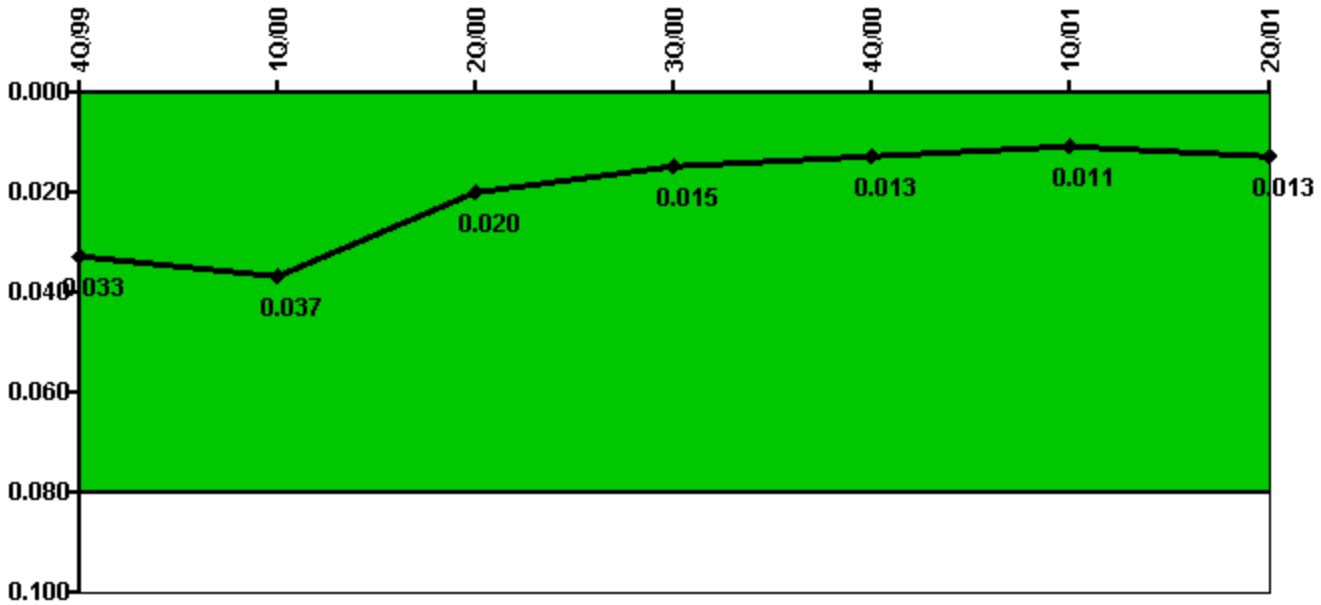
Thresholds: White > 1.0 Yellow > 3.0

#### Notes

RETS/ODCM Radiological Effluent	4Q/99	1Q/00	2Q/00	3Q/00	4Q/00	1Q/01	2Q/01
RETS/ODCM occurrences	0	0	0	0	0	0	0
Indicator value	0	0	0	0	0	0	0

Licensee Comments: none

### Protected Area Security Performance Index



Thresholds: White > 0.080

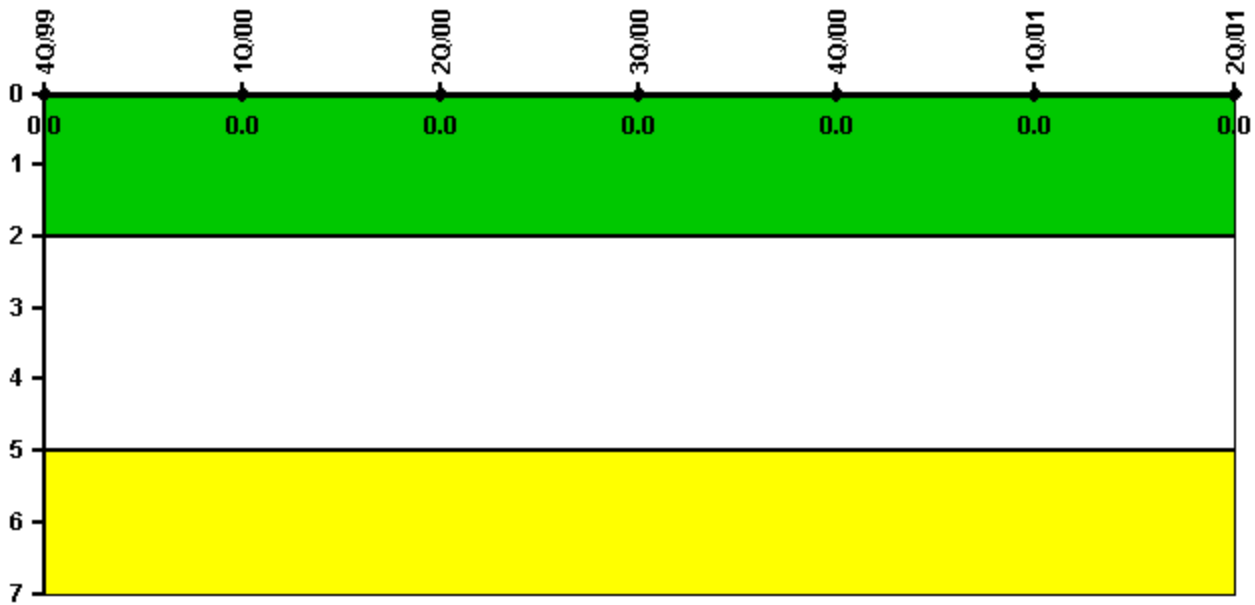
#### Notes

Protected Area Security Performance Index	4Q/99	1Q/00	2Q/00	3Q/00	4Q/00	1Q/01	2Q/01
IDS compensatory hours	79.10	78.20	33.40	246.82	14.00	22.85	66.24
CCTV compensatory hours	0	4.9	0	0.9	1.1	5.3	0
IDS normalization factor	2.00	1.65	1.65	1.65	1.65	1.65	1.65
CCTV normalization factor	1.0	1.0	1.0	1.0	1.0	1.0	1.0
<b>Index Value</b>	<b>0.033</b>	<b>0.037</b>	<b>0.020</b>	<b>0.015</b>	<b>0.013</b>	<b>0.011</b>	<b>0.013</b>

Licensee Comments: none



### Personnel Screening Program



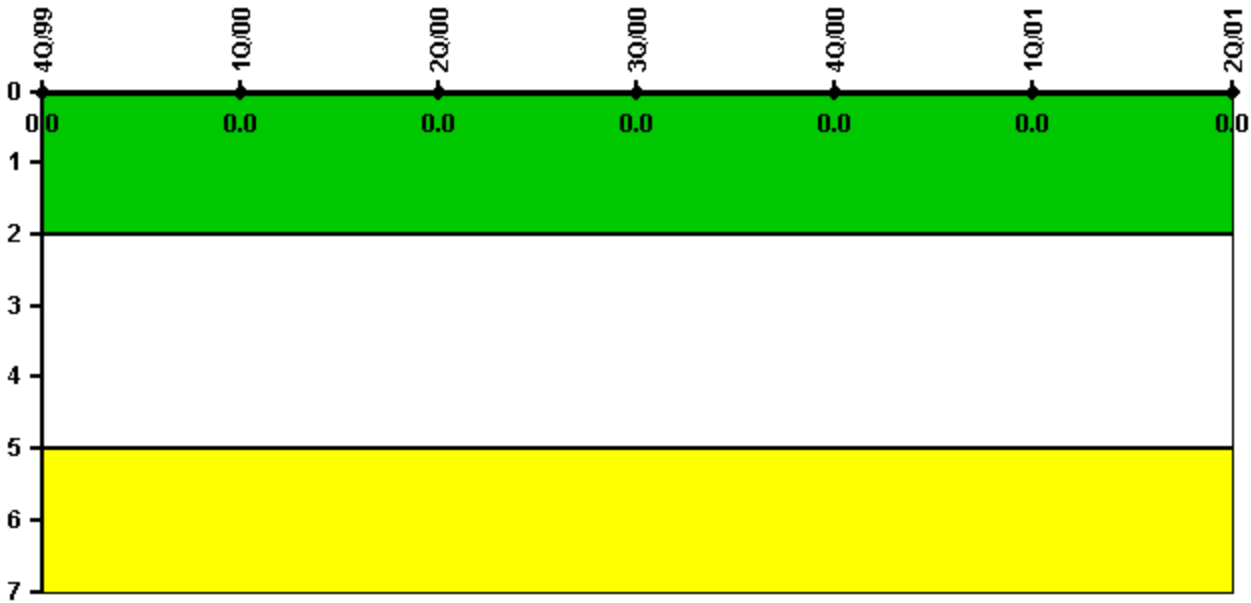
Thresholds: White > 2.0 Yellow > 5.0

#### Notes

Personnel Screening Program	4Q/99	1Q/00	2Q/00	3Q/00	4Q/00	1Q/01	2Q/01
Program failures	0	0	0	0	0	0	0
Indicator value	0	0	0	0	0	0	0

Licensee Comments: none

### FFD/Personnel Reliability



Thresholds: White > 2.0 Yellow > 5.0

#### Notes

FFD/Personnel Reliability	4Q/99	1Q/00	2Q/00	3Q/00	4Q/00	1Q/01	2Q/01
Program Failures	0	0	0	0	0	0	0
Indicator value	0	0	0	0	0	0	0

Licensee Comments:

4Q/00: The performance indicator occurrence reported in the fourth quarter is associated with a failure to implement a Fitness-For-Duty (FFD) requirement involving behavioral observation following a personal injury. July 18, 2001 - revised the data for October 2000 from 1 to 0. Further review determined that the previously reported occurrence is not considered a significant programmatic failure and is therefore not reportable. The color of the indicator is unaffected.

▲ [PI Summary](#) | [Inspection Findings Summary](#) | [Action Matrix Summary](#) | [Reactor Oversight Process](#)

Last Modified: March 27, 2002