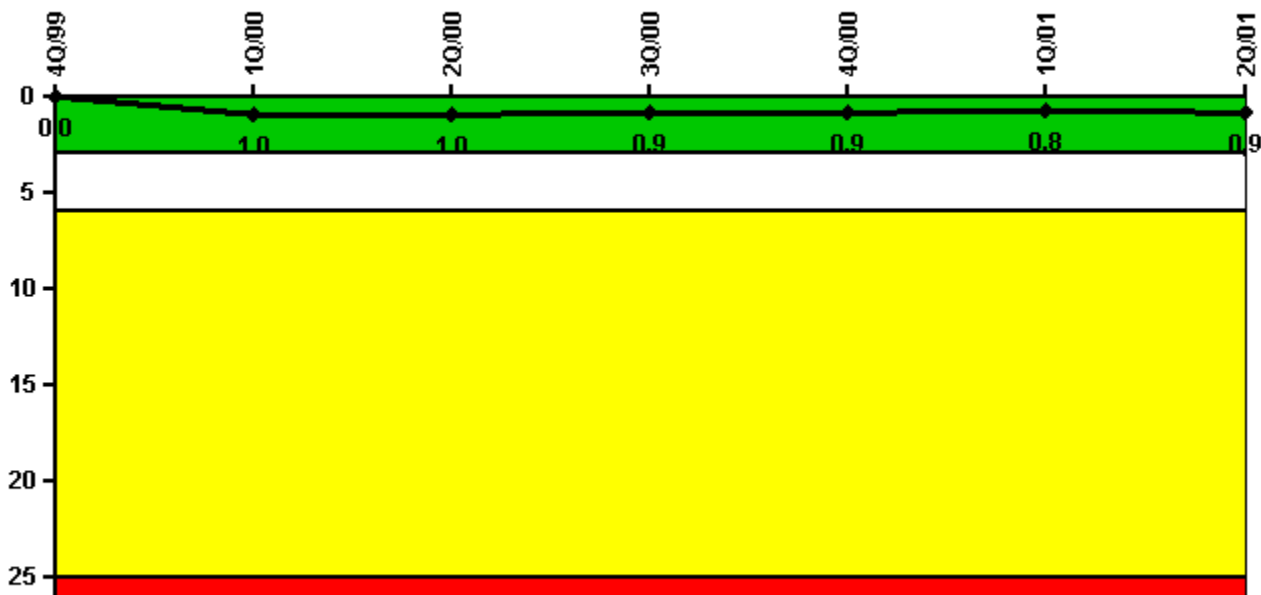


Arkansas Nuclear 1

2Q/2001 Performance Indicators

Licensee's General Comments: none

Unplanned Scrams per 7000 Critical Hrs



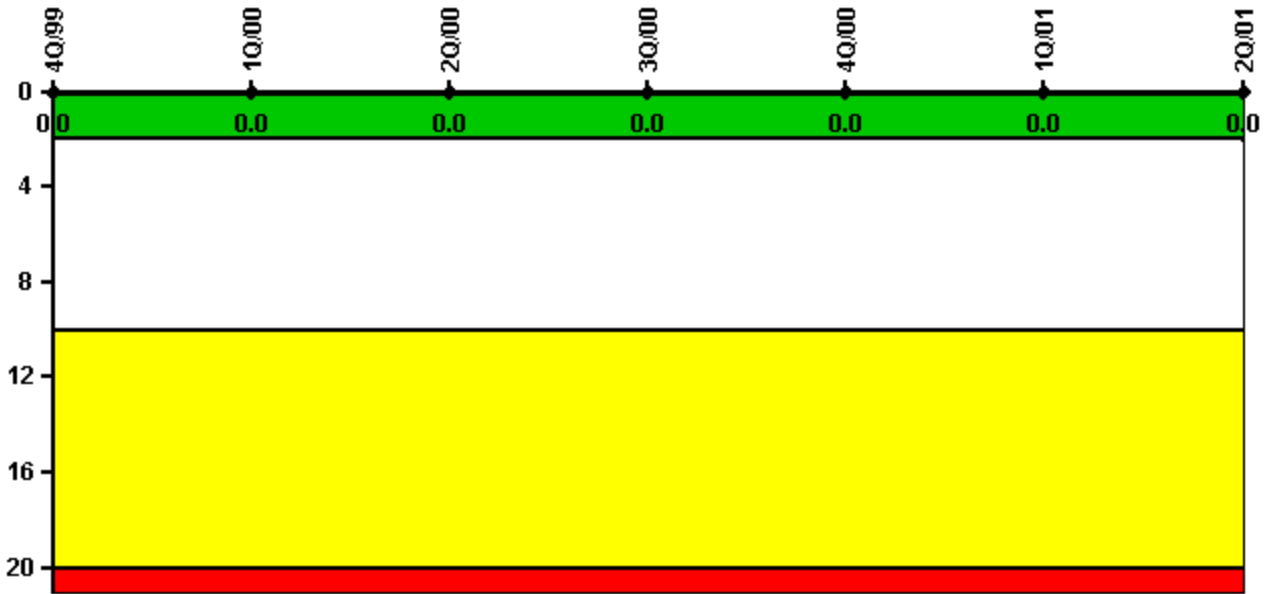
Thresholds: White > 3.0 Yellow > 6.0 Red > 25.0

Notes

Unplanned Scrams per 7000 Critical Hrs	4Q/99	1Q/00	2Q/00	3Q/00	4Q/00	1Q/01	2Q/01
Unplanned scrams	0	1.0	0	0	0	1.0	0
Critical hours	2004.8	1186.3	2183.0	2208.0	2209.0	1766.6	2008.9
Indicator value	0	1.0	1.0	0.9	0.9	0.8	0.9

Licensee Comments: none

Scrams with Loss of Normal Heat Removal



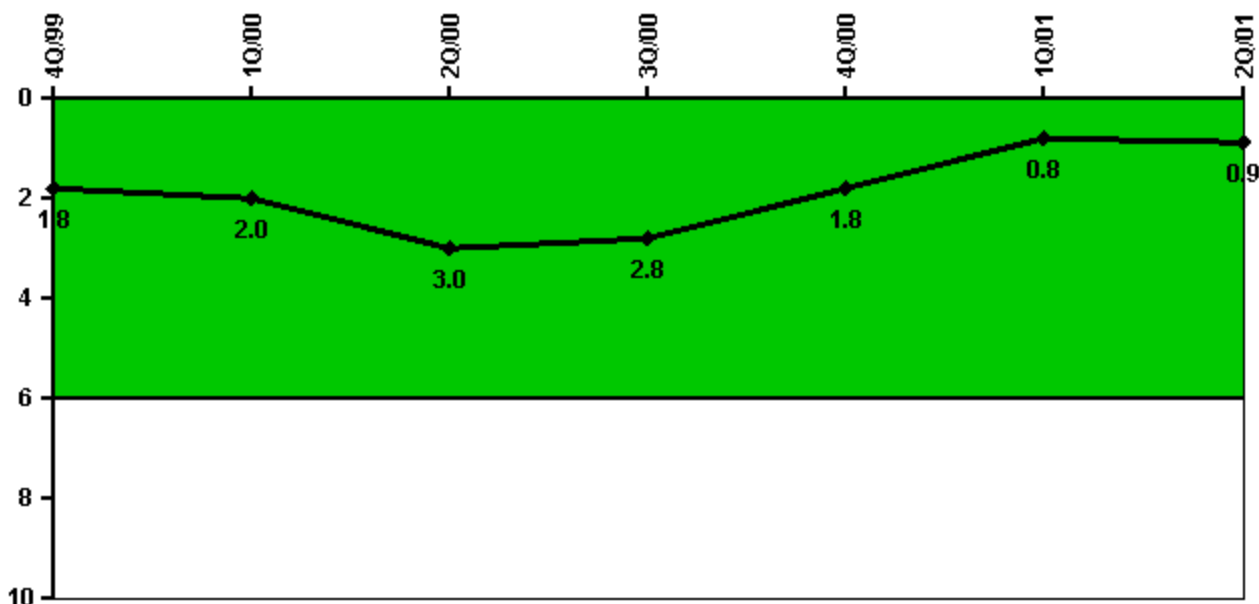
Thresholds: White > 2.0 Yellow > 10.0 Red > 20.0

Notes

Scrams with Loss of Normal Heat Removal	4Q/99	1Q/00	2Q/00	3Q/00	4Q/00	1Q/01	2Q/01
Scrams	0	0	0	0	0	0	0
Indicator value	0	0	0	0	0	0	0

Licensee Comments: none

Unplanned Power Changes per 7000 Critical Hrs



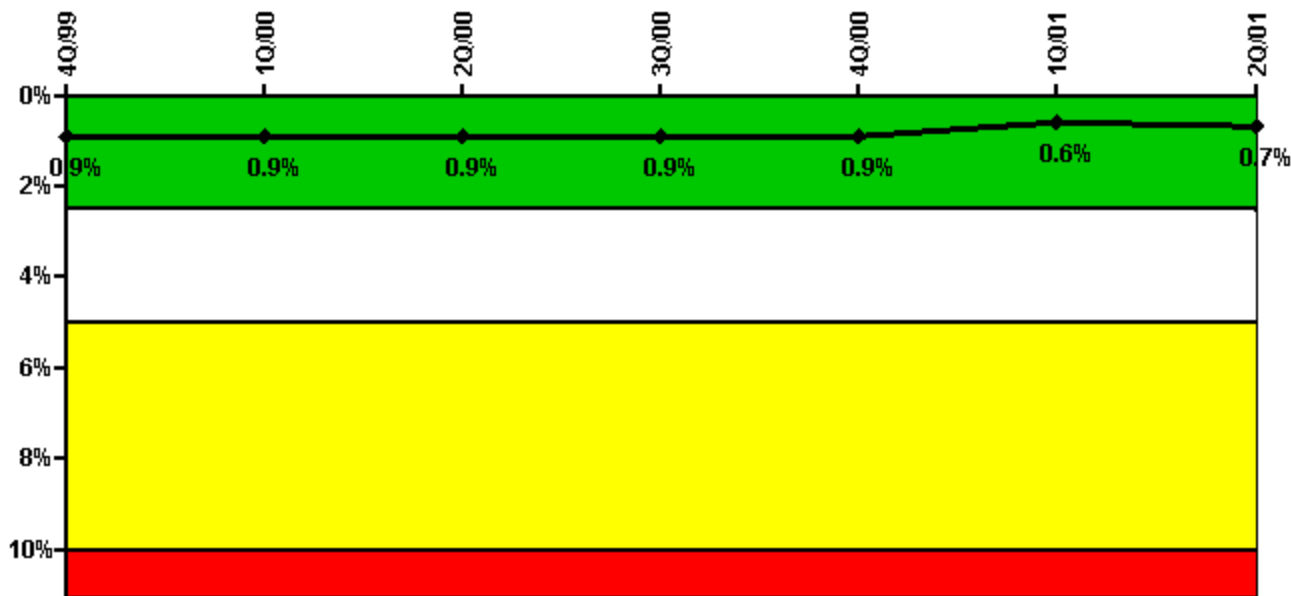
Thresholds: White > 6.0

Notes

Unplanned Power Changes per 7000 Critical Hrs	4Q/99	1Q/00	2Q/00	3Q/00	4Q/00	1Q/01	2Q/01
Unplanned power changes	1.0	1.0	1.0	0	0	0	1.0
Critical hours	2004.8	1186.3	2183.0	2208.0	2209.0	1766.6	2008.9
Indicator value	1.8	2.0	3.0	2.8	1.8	0.8	0.9

Licensee Comments: none

Safety System Unavailability, Emergency AC Power



Thresholds: White > 2.5% Yellow > 5.0% Red > 10.0%

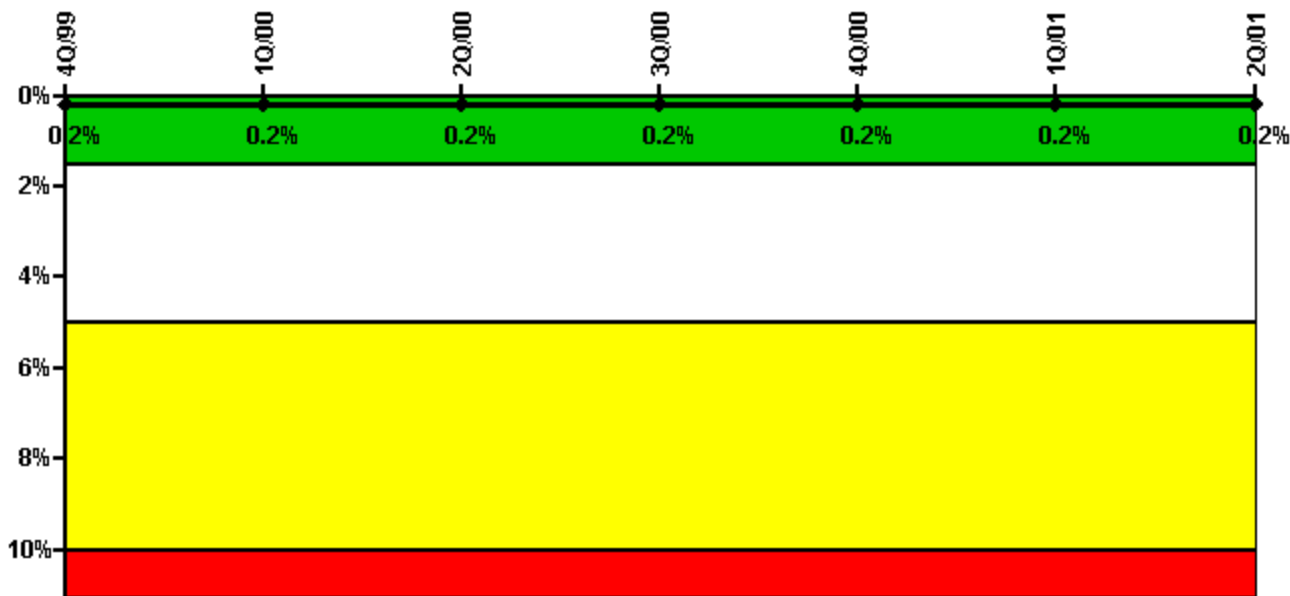
Notes

Safety System Unavailability, Emergency AC Power	4Q/99	1Q/00	2Q/00	3Q/00	4Q/00	1Q/01	2Q/01
Train 1							
Planned unavailable hours	0	0.83	0.62	0.65	0.58	1.80	0.62
Unplanned unavailable hours	0	0	0	0	0	0	0
Fault exposure hours	0	0	0	0	0	0	0
Effective Reset hours	0	0	0	0	0	0	0
Required hours	2041.00	2184.00	2183.00	2208.00	2209.00	2160.00	2183.00
Train 2							
Planned unavailable hours	0	0.80	1.08	0.83	0.68	1.17	1.02
Unplanned unavailable hours	0	0	0	0	0	0	3.47
Fault exposure hours	0	0	0	0	0	0	0
Effective Reset hours	0	0	0	0	0	0	0
Required hours	2041.00	2184.00	2183.00	2208.00	2209.00	2160.00	2183.00
Indicator value	0.9%	0.9%	0.9%	0.9%	0.9%	0.6%	0.7%

Licensee Comments:

1Q/01: Based on qualified vendor failure analysis and an Arkansas Nuclear One review of a previously reported Emergency Diesel Generator Speed Switch failure on Train 2, it has been determined that the switch failure occurred during calibration efforts after being removed from the engine control cabinet. As such, previously reported fault exposure hours have been removed from Train 2 for January and February.

Safety System Unavailability, High Pressure Injection System (HPSI)



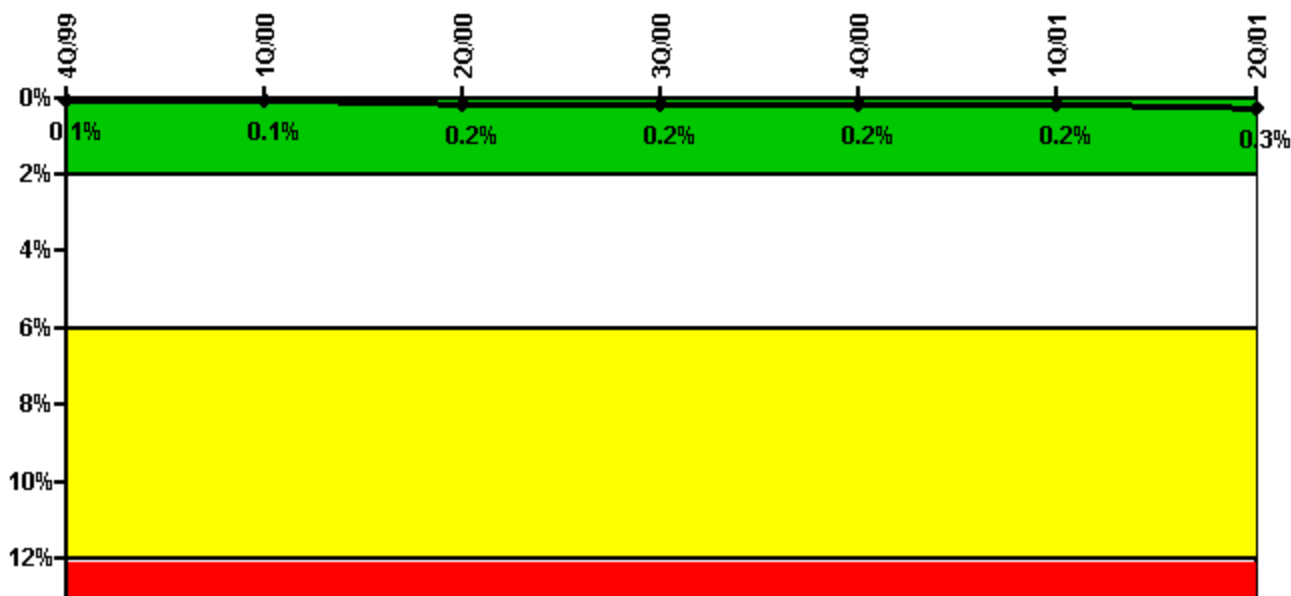
Thresholds: White > 1.5% Yellow > 5.0% Red > 10.0%

Notes

Safety System Unavailability, High Pressure Injection System (HPSI)	4Q/99	1Q/00	2Q/00	3Q/00	4Q/00	1Q/01	2Q/01
Train 1							
Planned unavailable hours	0	0	5.58	13.75	0	0	0
Unplanned unavailable hours	0	0	0	0	0	0	0
Fault exposure hours	0	0	0	0	0	0	0
Effective Reset hours	0	0	0	0	0	0	0
Required hours	2033.00	1326.40	2183.00	2208.00	2209.00	1766.60	2009.00
Train 2							
Planned unavailable hours	0	0	0	10.88	0	3.60	0
Unplanned unavailable hours	0	0	0	0	0	0	0
Fault exposure hours	0	0	0	0	0	0	0
Effective Reset hours	0	0	0	0	0	0	0
Required hours	2033.00	1326.40	2183.00	2208.00	2209.00	1766.60	2009.00
Indicator value	0.2%	0.2%	0.2%	0.2%	0.2%	0.2%	0.2%

Licensee Comments: none

Safety System Unavailability, Heat Removal System (AFW)



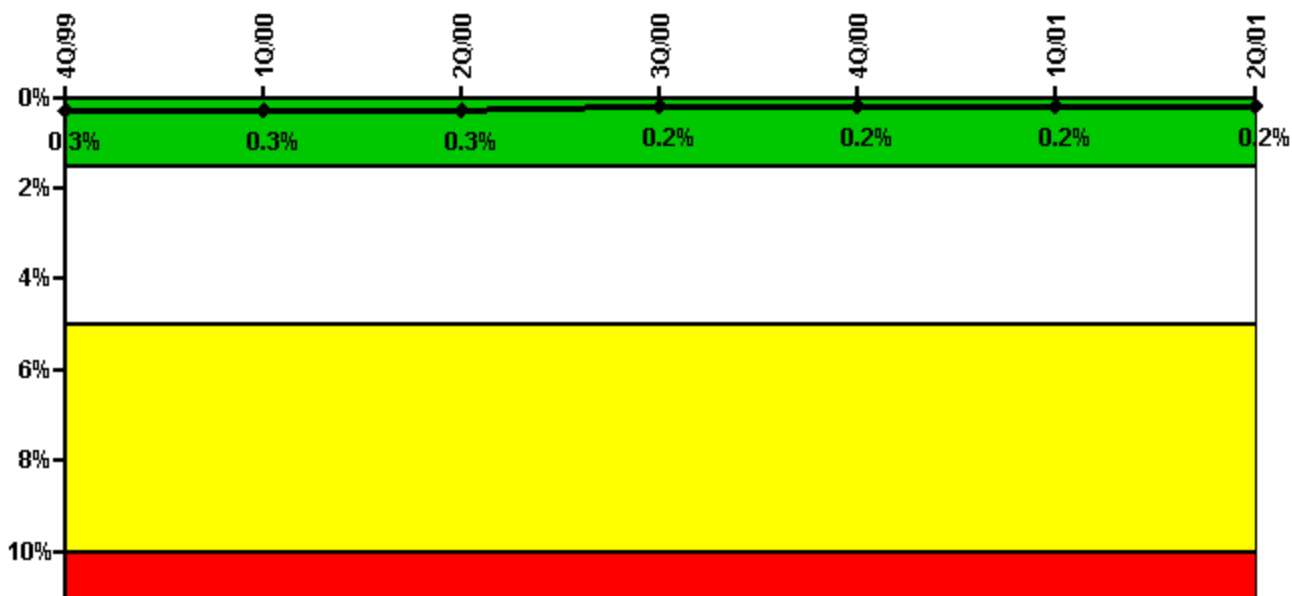
Thresholds: White > 2.0% Yellow > 6.0% Red > 12.0%

Notes

Safety System Unavailability, Heat Removal System (AFW)	4Q/99	1Q/00	2Q/00	3Q/00	4Q/00	1Q/01	2Q/01
Train 1							
Planned unavailable hours	12.23	12.50	17.50	0.20	0	0	0
Unplanned unavailable hours	0	0	9.30	0	0	2.30	19.80
Fault exposure hours	0	0	0	0	0	0	0
Effective Reset hours	0	0	0	0	0	0	0
Required hours	2001.10	1328.00	2183.00	2208.00	2209.00	1818.10	2032.30
Train 2							
Planned unavailable hours	0	0	5.50	11.20	0	7.20	0
Unplanned unavailable hours	0	0	0	0	0	0	0
Fault exposure hours	0	0	0	0	0	0	0
Effective Reset hours	0	0	0	0	0	0	0
Required hours	2001.10	1431.70	2183.00	2208.00	2209.00	1821.30	2039.30
Indicator value	0.1%	0.1%	0.2%	0.2%	0.2%	0.2%	0.3%

Licensee Comments: none

Safety System Unavailability, Residual Heat Removal System



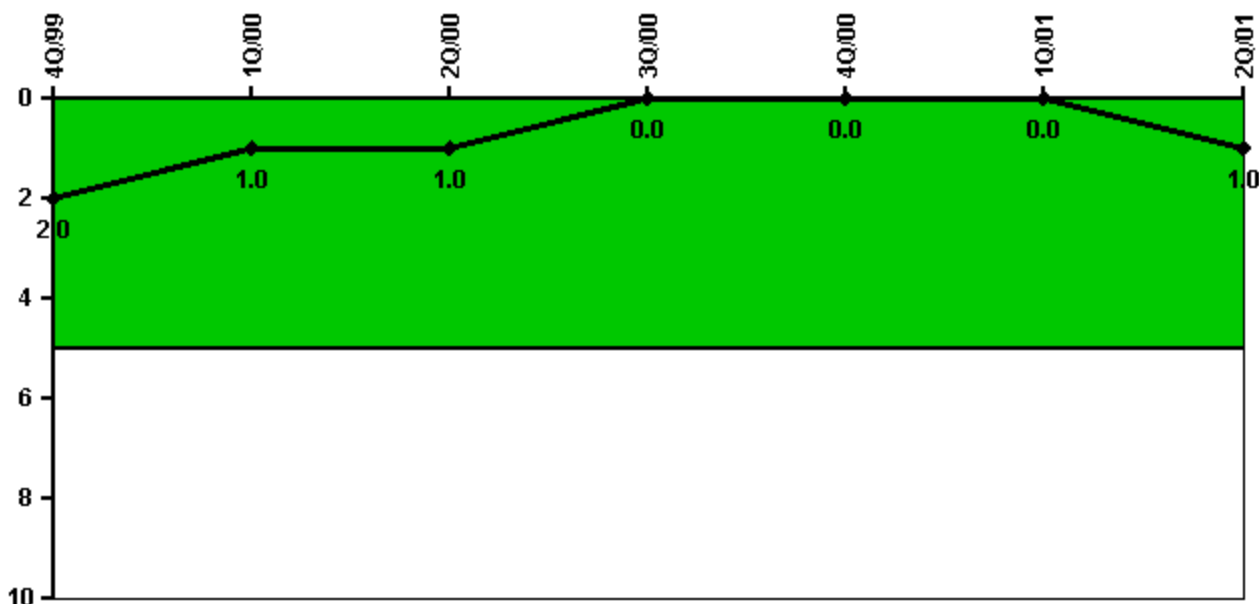
Thresholds: White > 1.5% Yellow > 5.0% Red > 10.0%

Notes

Safety System Unavailability, Residual Heat Removal System	4Q/99	1Q/00	2Q/00	3Q/00	4Q/00	1Q/01	2Q/01
Train 1							
Planned unavailable hours	0	15.10	0	0	1.83	0	0
Unplanned unavailable hours	0	0	0	0	0	0	0
Fault exposure hours	0	0	0	0	0	0	0
Effective Reset hours	0	0	0	0	0	0	0
Required hours	2209.00	2184.00	2183.00	2208.00	2209.00	2160.00	2183.00
Train 2							
Planned unavailable hours	0	0	0.10	18.60	2.20	0	0
Unplanned unavailable hours	0	0	0	0	0	28.25	0
Fault exposure hours	0	0	0	0	0	0	0
Effective Reset hours	0	0	0	0	0	0	0
Required hours	2209.00	2184.00	2183.00	2208.00	2209.00	2160.00	2183.00
Indicator value	0.3%	0.3%	0.3%	0.2%	0.2%	0.2%	0.2%

Licensee Comments: none

Safety System Functional Failures (PWR)



Thresholds: White > 5.0


Notes

Safety System Functional Failures (PWR)	4Q/99	1Q/00	2Q/00	3Q/00	4Q/00	1Q/01	2Q/01
Safety System Functional Failures	0	0	0	0	0	0	1
Indicator value	2	1	1	0	0	0	1

Licensee Comments:

2Q/01: Control Room Emergency Ventilation System Radiation Monitors.

Reactor Coolant System Activity



Thresholds: White > 50.0 Yellow > 100.0


Notes

Reactor Coolant System Activity	10/99	11/99	12/99	1/00	2/00	3/00	4/00	5/00	6/00	7/00	8/00	9/00
Maximum activity	0.001710	0.001770	0.001900	0.001910	0.001440	0.002030	0.002040	0.002300	0.002360	0.002420	0.002610	0.002780
Technical specification limit	3.5	3.5	3.5	3.5	3.5	3.5	3.5	3.5	3.5	3.5	3.5	3.5
Indicator value	0	0.1	0.1	0.1	0	0.1	0.1	0.1	0.1	0.1	0.1	0.1

Reactor Coolant System Activity	10/00	11/00	12/00	1/01	2/01	3/01	4/01	5/01	6/01
Maximum activity	0.002720	0.002840	0.003020	0.003100	0.003170	0.003710	0.001340	0.001310	0.001430
Technical specification limit	3.5	3.5	3.5	3.5	3.5	3.5	3.5	3.5	3.5
Indicator value	0.1	0.1	0.1	0.1	0.1	0.1	0	0	0

Licensee Comments: none

Reactor Coolant System Leakage



Thresholds: White > 50.0 Yellow > 100.0

Notes

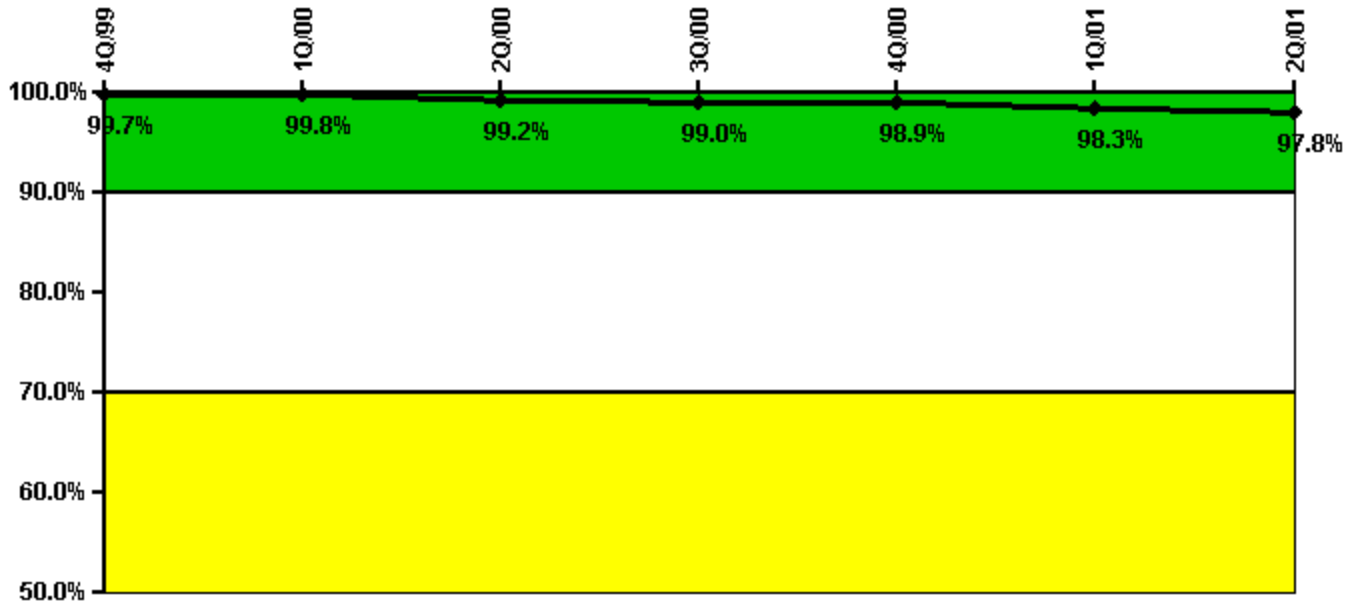
Reactor Coolant System Leakage	10/99	11/99	12/99	1/00	2/00	3/00	4/00	5/00	6/00	7/00	8/00	9/00
Maximum leakage	0.221	0.188	0.089	0.250	0.110	0.190	0.116	0.162	0.190	0.167	0.158	0.149
Technical specification limit	10.0	10.0	10.0	10.0	10.0	10.0	10.0	10.0	10.0	10.0	10.0	10.0
Indicator value	2.2	1.9	0.9	2.5	1.1	1.9	1.2	1.6	1.9	1.7	1.6	1.5

Reactor Coolant System Leakage	10/00	11/00	12/00	1/01	2/01	3/01	4/01	5/01	6/01
Maximum leakage	0.153	0.145	0.141	0.438	0.161	0.165	0.783	0.188	0.207
Technical specification limit	10.0	10.0	10.0	10.0	10.0	10.0	10.0	10.0	10.0
Indicator value	1.5	1.5	1.4	4.4	1.6	1.7	7.8	1.9	2.1

Licensee Comments:

3/01: An internal review of 1st quarter 2001 data revealed that a January leakrate performed at low power should have been counted as the highest RCS leakrate for the month. As such, the maximum January 2001 RCS Leakrate was revised from 0.197 to 0.438 GPM.

Drill/Exercise Performance



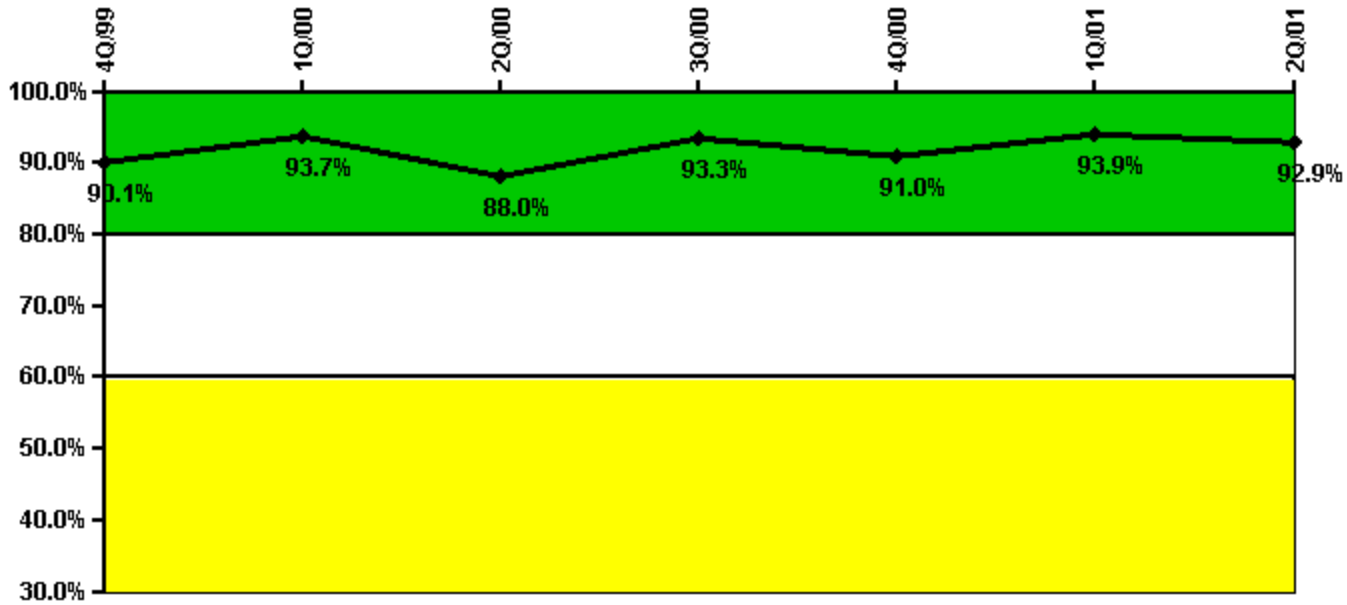
Thresholds: White < 90.0% Yellow < 70.0%

Notes

Drill/Exercise Performance	4Q/99	1Q/00	2Q/00	3Q/00	4Q/00	1Q/01	2Q/01
Successful opportunities	35.0	96.0	82.0	55.0	16.0	37.0	65.0
Total opportunities	35.0	96.0	85.0	56.0	16.0	40.0	68.0
Indicator value	99.7%	99.8%	99.2%	99.0%	98.9%	98.3%	97.8%

Licensee Comments: none

ERO Drill Participation



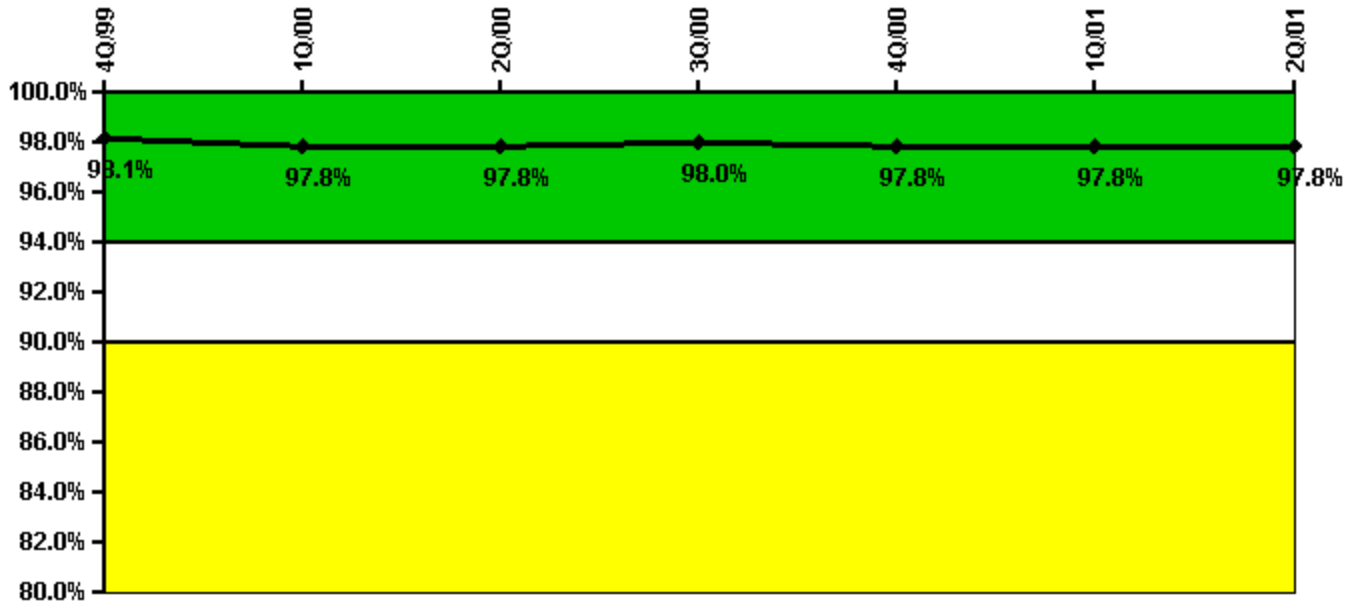
Thresholds: White < 80.0% Yellow < 60.0%

Notes

ERO Drill Participation	4Q/99	1Q/00	2Q/00	3Q/00	4Q/00	1Q/01	2Q/01
Participating Key personnel	109.0	118.0	88.0	98.0	101.0	107.0	104.0
Total Key personnel	121.0	126.0	100.0	105.0	111.0	114.0	112.0
Indicator value	90.1%	93.7%	88.0%	93.3%	91.0%	93.9%	92.9%

Licensee Comments: none

Alert & Notification System



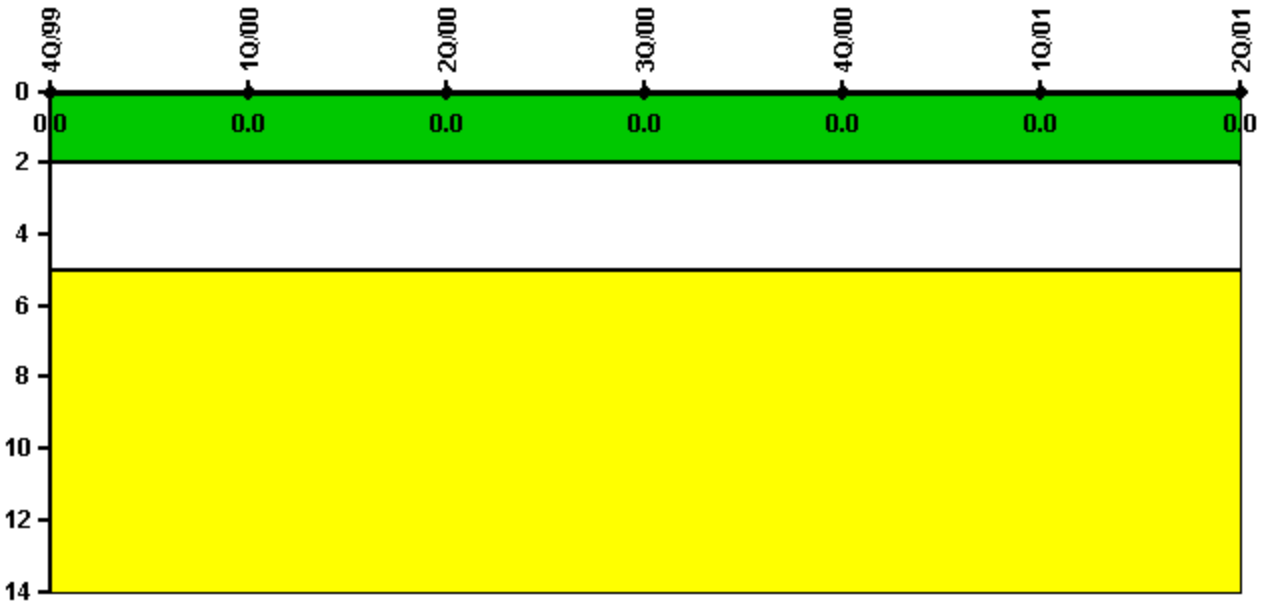
Thresholds: White < 94.0% Yellow < 90.0%

Notes

Alert & Notification System	4Q/99	1Q/00	2Q/00	3Q/00	4Q/00	1Q/01	2Q/01
Successful siren-tests	143	144	145	144	142	144	145
Total sirens-tests	147	147	147	147	147	147	147
Indicator value	98.1%	97.8%	97.8%	98.0%	97.8%	97.8%	97.8%

Licensee Comments: none

Occupational Exposure Control Effectiveness



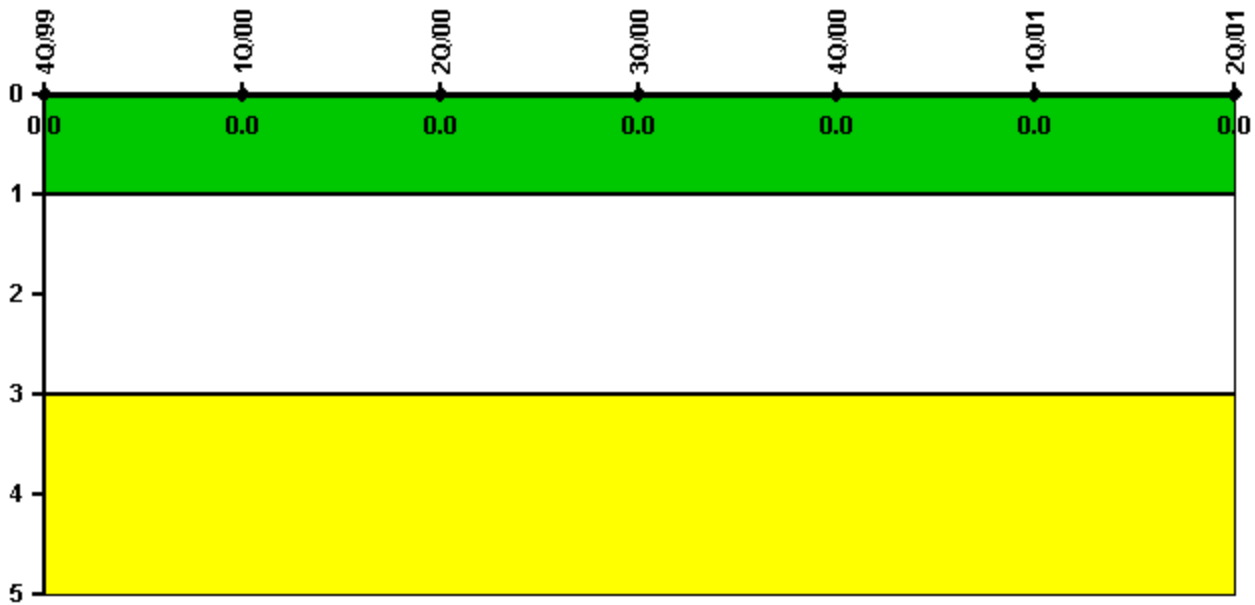
Thresholds: White > 2.0 Yellow > 5.0

Notes

Occupational Exposure Control Effectiveness	4Q/99	1Q/00	2Q/00	3Q/00	4Q/00	1Q/01	2Q/01
High radiation area occurrences	0	0	0	0	0	0	0
Very high radiation area occurrences	0	0	0	0	0	0	0
Unintended exposure occurrences	0	0	0	0	0	0	0
Indicator value	0	0	0	0	0	0	0

Licensee Comments: none

RETS/ODCM Radiological Effluent



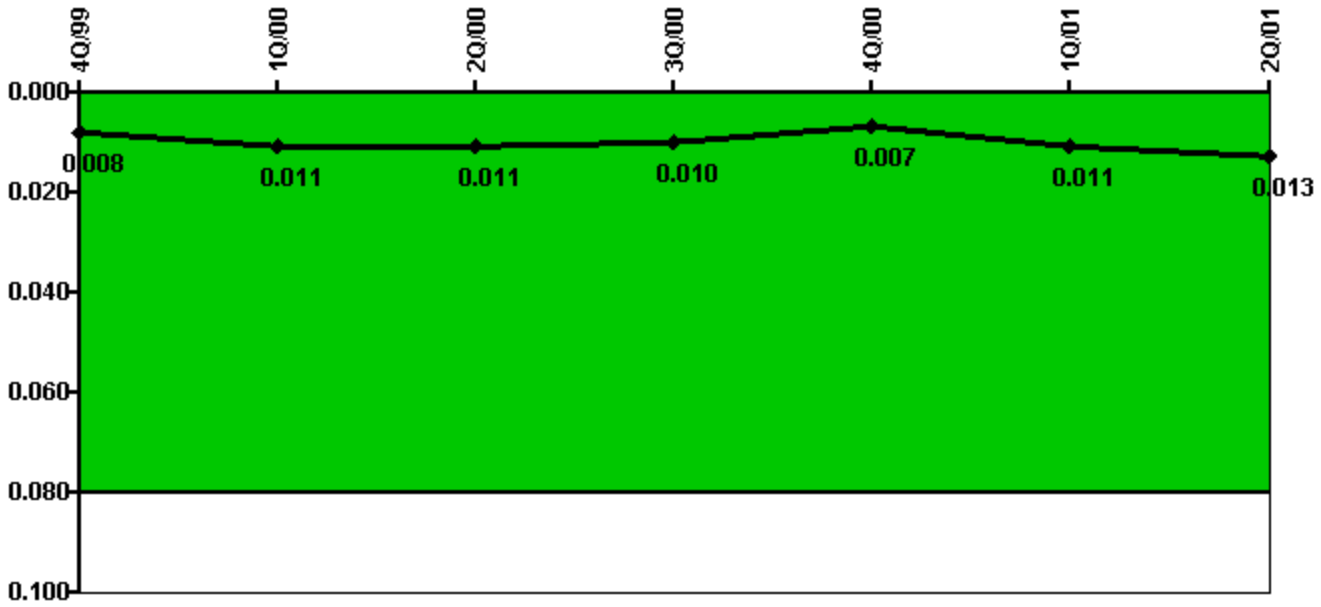
Thresholds: White > 1.0 Yellow > 3.0

Notes

RETS/ODCM Radiological Effluent	4Q/99	1Q/00	2Q/00	3Q/00	4Q/00	1Q/01	2Q/01
RETS/ODCM occurrences	0	0	0	0	0	0	0
Indicator value	0	0	0	0	0	0	0

Licensee Comments: none

Protected Area Security Performance Index



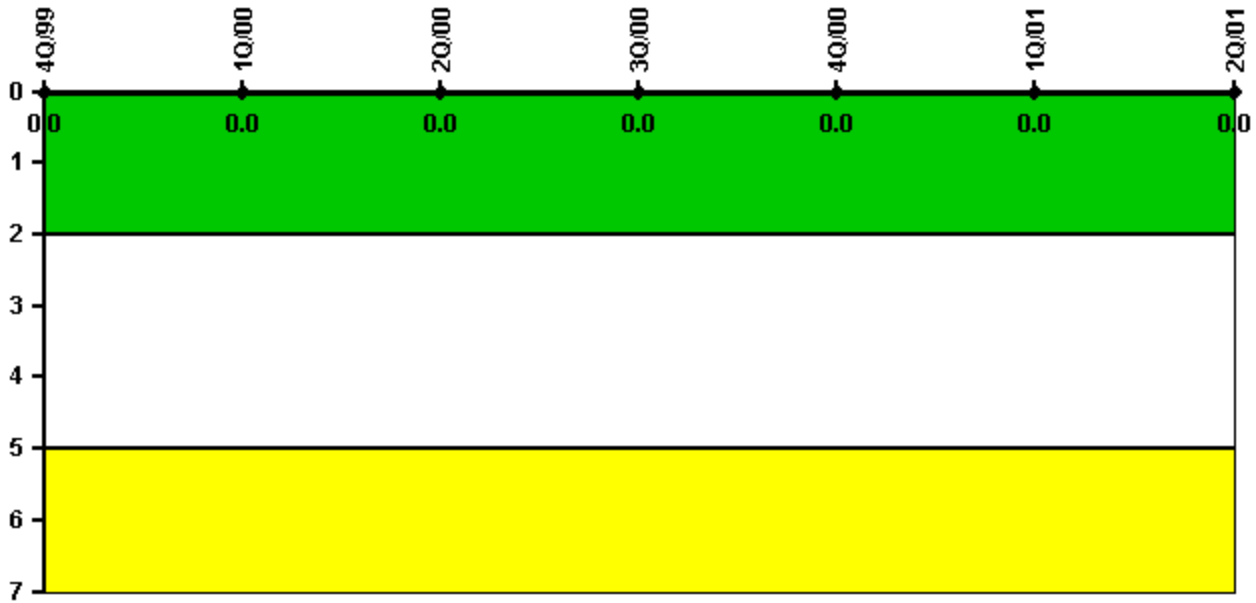
Thresholds: White > 0.080

Notes

Protected Area Security Performance Index	4Q/99	1Q/00	2Q/00	3Q/00	4Q/00	1Q/01	2Q/01
IDS compensatory hours	106.30	63.20	17.90	21.60	39.50	196.90	41.10
CCTV compensatory hours	13.9	14.5	1.5	27.0	4.5	2.5	19.9
IDS normalization factor	1.65	1.70	1.70	1.70	1.70	1.70	1.70
CCTV normalization factor	1.0	1.1	1.1	1.1	1.1	1.1	1.1
Index Value	0.008	0.011	0.011	0.010	0.007	0.011	0.013

Licensee Comments: none

Personnel Screening Program



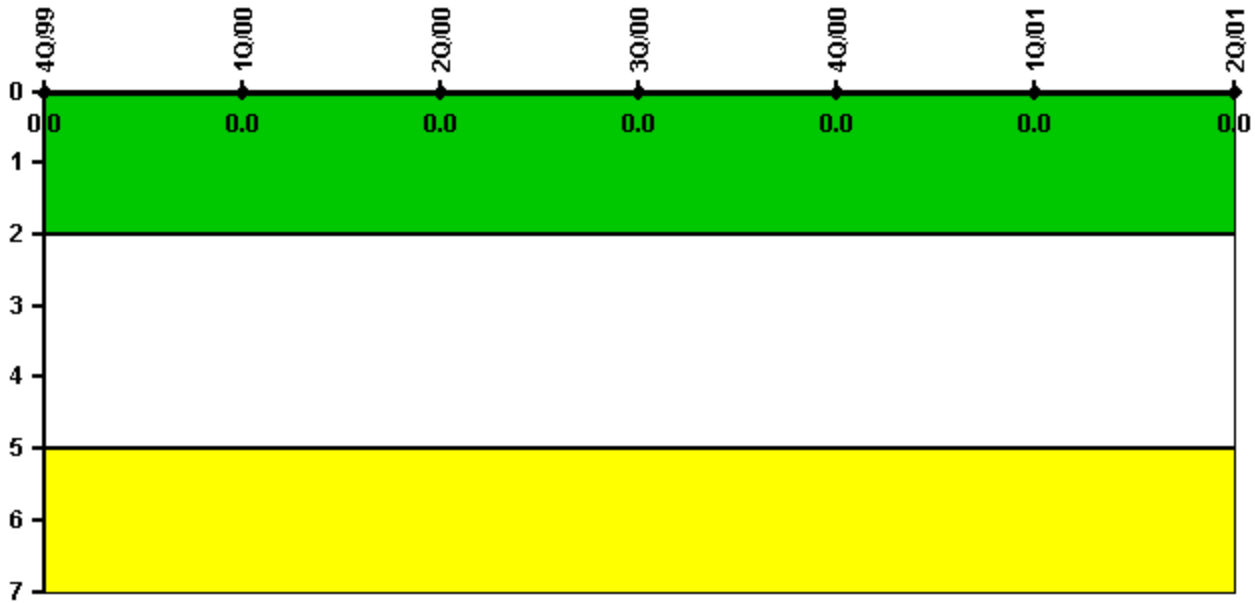
Thresholds: White > 2.0 Yellow > 5.0

Notes

Personnel Screening Program	4Q/99	1Q/00	2Q/00	3Q/00	4Q/00	1Q/01	2Q/01
Program failures	0	0	0	0	0	0	0
Indicator value	0	0	0	0	0	0	0

Licensee Comments: none

FFD/Personnel Reliability



Thresholds: White > 2.0 Yellow > 5.0

Notes

FFD/Personnel Reliability	4Q/99	1Q/00	2Q/00	3Q/00	4Q/00	1Q/01	2Q/01
Program Failures	0	0	0	0	0	0	0
Indicator value	0	0	0	0	0	0	0

Licensee Comments: none

▲ [PI Summary](#) | [Inspection Findings Summary](#) | [Action Matrix Summary](#) | [Reactor Oversight Process](#)

Last Modified: March 27, 2002